

The top of the page features a teal background with a large white cloud shape. On the left, two balloons (one orange, one red) are tied together. On the right, a rainbow arches over a small blue cloud.

MAGIC PHONICS

LEVEL 1

A white rounded rectangular card with a dashed green border is centered on a teal background. The card is decorated with colorful illustrations: two balloons (orange and red) on the top left, a rainbow with clouds on the top right, and a pink flower and a red circle with a yellow center on the bottom right. The text "Lesson 9" is written in red, and "Q q & R r" is written in orange below it.

Lesson 9

Q q & R r

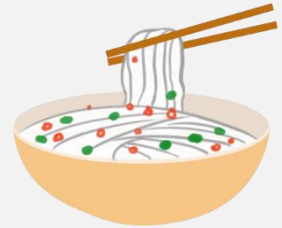
Three green pine trees of varying heights are located in the bottom left corner. Two green pine trees of varying heights are located in the bottom right corner.

Review(1)

M m



N n



O o



P p



Activity 1: Look and Fill in



Review(2)

o · p → op

p · op → pop

h · op → hop

m · op → mop

o · ck → ock


l · ock → lock

m · ock → mock



New Introduction

Q q



Letter Q Sound

Listen to the sound.

at the beginning

quiz



at the beginning

queen



Letter Sound

Let's chant together.


qu says /kw/,
/kw/, /kw/, /kw/

qu

qu

qu

Activity 2: Listen and Circle



Activity 3: Listen circle and write



begins with the letter _____





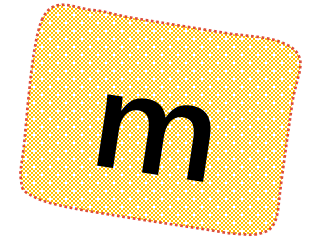

begins with the letter _____



begins with the letter _____



begins with the letter _____




A Short Review

Q q

New Introduction


R r



Letter R Sound

at the beginning

robot




Listen to the sound.



at the beginning

rabbit

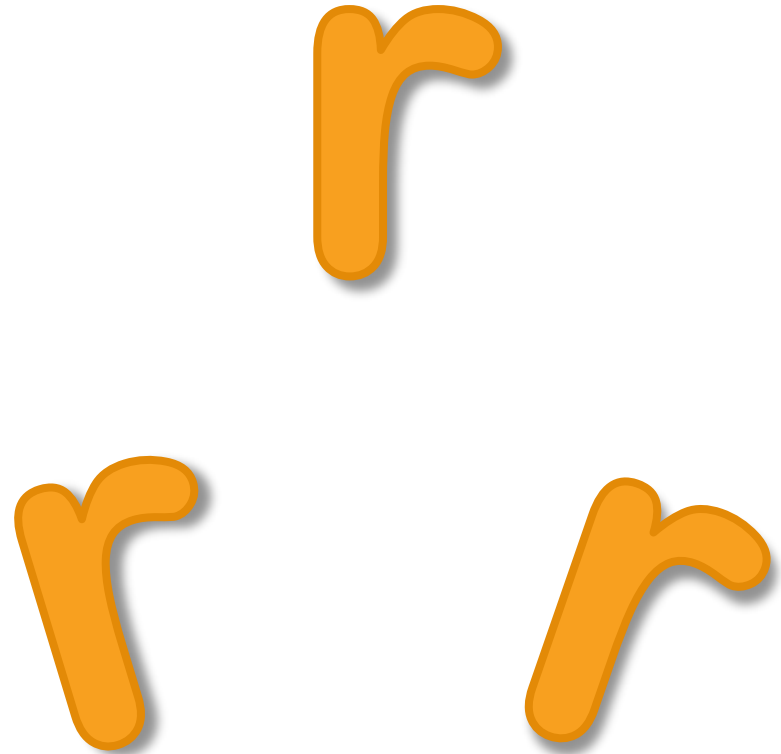


Letter Sound


Let's chant together.

r says /r/

/r/, /r/, /r/



Activity 4: Listen and circle



Blending Time


r·un → run

r·ed → red

red

r·o · bot → robot

r·a · bbit → rabbit



Try to read!



quiet

rod

rod

quick

rap

rap

quest


run

run

quote

row

row



Today we've learned

Q q R r

