

The top of the page features a teal background with a white cloud border. On the left, two balloons (one orange, one red) are tied together. On the right, a rainbow arches over a small blue cloud. A small white cloud is also visible in the center of the teal background.

MAGIC PHONICS

LEVEL 1

The bottom of the page has a teal background with stylized dark green trees on the left and right sides.



Lesson 7

M m & N n

Review(1)

Aa



Bb

Cc



Dd



Ee



Ff



Review(1)

Gg



Hh



Ii



Jj



Kk



Ll



Review (2)

i · ck → ick
k · ick → kick
l · ick → lick

i · ll → ill
k · ill → kill
b · ill → bill

a · ck → ack
b · ack → back
l · ack → lack

e · ll → ell
b · ell → bell
f · ell → fell



New Introduction

M m



Letter M Sound

at the beginning

mouse



Listen to the sound.



at the end

ham**m**



Letter Sound

Let's chant together.

m says /m/

/m/, /m/, /m/



Activity 1: Listen and Circle

1



2



3



4



5



6



7




8



9



Activity 2: Listen and Circle



A Short Review

M m

New Introduction

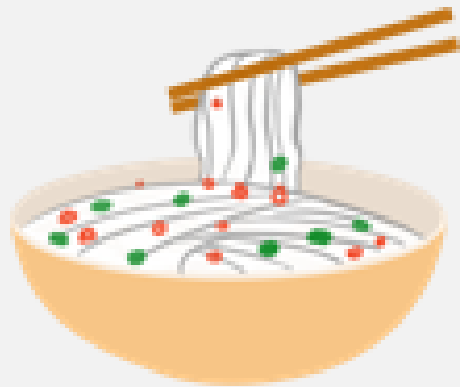
Nn



Letter N Sound

at the beginning

noodles




Listen to the sound.



at the end

pan**n**



Letter Sound

Let's chant together.

n says /n/

/n/, /n/, /n/



Activity 2: Listen circle and write



begins with the letter _____


begins with the letter _____



begins with the letter _____



begins with the letter _____



Blending Time

a·m → am

j·am → jam

h·am → ham

d·am → dam

i·m → im

h·im → him

J·im → Jim

a·n → an

b·an → ban

f·an → fan

i·n → in

b·in → bin

f·in → fin



Try to read!

m-a-p,
map

map

mat

dam

Sam

mop

mad

pam

Kim

mix

met

rim

Tim

mom

mug

lam

gum



Try to read!

n-a-p,
nap

nap

not

pan

sun

nut

nig

fun

ton

nib

nis

tin

won

net

nob

fin

ten





Today we've learned

Mm Nn

