

DAILY ENGLISH

4A

Feel free to use the TV.



A



B



C



D

Example

- | | |
|--|---|
| <input type="checkbox"/> 1. Feel free to use the TV. | <input type="checkbox"/> 3. Feel free to use the computer. |
| <input type="checkbox"/> 2. Feel free to use the toilet. | <input type="checkbox"/> 4. Feel free to use the washing machine. |

Conversation



Scan and Listen

- Annie:** Welcome to our humble home, Naoto.
- Naoto:** Oh, you have a lovely home!
- Annie:** Your room is upstairs, the second door on the left.
- Naoto:** Wow! It's cozy.
- Annie:** And **feel free to use the TV** anytime.
- Naoto:** Thank you, Mrs. Smith.

Grammar Focus

Feel free to use + noun

Feel free to use

- the TV.
- the toilet.
- the computer.
- the washing machine.

Looks delicious.



A



B



C



D

Example

- ☐ 1. Looks delicious.
☐ 2. Looks disgusting.

- ☐ 3. Looks dirty.
☐ 4. Looks neat.

Conversation



Scan and Listen

- Annie:** You must be hungry.
Naoto: A little, Mrs. Smith.
Annie: Well, I prepared dinner for you.
Naoto: Wow! **Looks delicious.**
Annie: Let's eat dinner then.
Naoto: I can't wait.

Grammar Focus


Looks + adjective

- Looks {
delicious.
disgusting.
dirty.
neat.

Let me do the dishes.



A



B



C



D

Example

- | | |
|---|---|
| <input type="checkbox"/> 1. Let me do the dishes. | <input type="checkbox"/> 3. Let me drive you home. |
| <input type="checkbox"/> 2. Let me buy you a drink. | <input type="checkbox"/> 4. Let me help you carry your luggage. |

Conversation



Scan and Listen

Naoto: The dinner was superb. Thank you.

Annie: My pleasure.

Naoto: I'm so full.

Annie: That's good to hear.

Naoto: **Let me do the dishes.**

Annie: That's okay. I'll take care of it.

Grammar Focus

Let me + verb phrase

- | | | |
|--------|---|------------------------------|
| Let me | { | do the dishes. |
| | | buy you a drink. |
| | | drive you home. |
| | | help you carry your luggage. |

He looks like his father.




A



B



C



D

Example

- | | |
|---|--|
| <input type="checkbox"/> 1. He looks like his father. | <input type="checkbox"/> 3. He looks strict. |
| <input type="checkbox"/> 2. He looks like Brad Pitt. | <input type="checkbox"/> 4. He looks cool. |

Conversation



Scan and Listen

- Annie:** Let me show you our family photo album.
- Naoto:** Who is that?
- Annie:** That's my son, Tom.
- Naoto:** Oh, **he looks like his father.**
- Annie:** Yes, he looks like a young John.
- Naoto:** He sure does.

Grammar Focus

look like + noun/pronoun
look + adjective

- | | | |
|----------|--------|-----------------------------|
| | + like | { his father.
Brad Pitt. |
| He looks | | { strict.
cool. |

Teach me how to play the guitar.



A



B



C



D

Example

- | | |
|--|---|
| <input type="checkbox"/> 1. Teach me how to play the guitar. | <input type="checkbox"/> 3. Teach me how to drive a car. |
| <input type="checkbox"/> 2. Teach me how to send an email. | <input type="checkbox"/> 4. Teach me how to use your electronic dictionary. |

Conversation



Scan and Listen

Jennifer: I have something to show you.

Naoto: What is it?

Jennifer: It's a guitar. Dad gave me this for my birthday.

Naoto: Can you play the guitar?

Jennifer: Yes, I can.

Naoto: Wow, **teach me how to play the guitar.**

Grammar Focus

Teach me how + infinitive phrase

Teach me how

- to play the guitar.
- to send an email.
- to drive a car.
- to use your electronic dictionary.

The TV is too loud.



A



B



C



D

Example

- | | |
|--|--|
| <input type="checkbox"/> 1. The TV is too loud. | <input type="checkbox"/> 3. The restaurant is too crowded. |
| <input type="checkbox"/> 2. These shoes are too big. | <input type="checkbox"/> 4. The cap is too big. |

Conversation



Scan and Listen

Jennifer: Shall we watch TV?

Naoto: That's a good idea! Are there any interesting programs on TV tonight?

Jennifer: "Terminator" is being shown now.

Naoto: Good! But **the TV is too loud.**

Jennifer: Oh, is it?

Naoto: Yes. We might disturb your mom and dad.

Grammar Focus

too + adjective

The TV is

loud.

These shoes are

+ too +

big.

The restaurant is

crowded.

The cap is

big.

Turn down the TV.



A



B



C



D

Example

- | | |
|--|---|
| <input type="checkbox"/> 1. Turn down the TV. | <input type="checkbox"/> 3. Turn off the light. |
| <input type="checkbox"/> 2. Take off your shoes. | <input type="checkbox"/> 4. Clean up your mess. |

Conversation



Scan and Listen

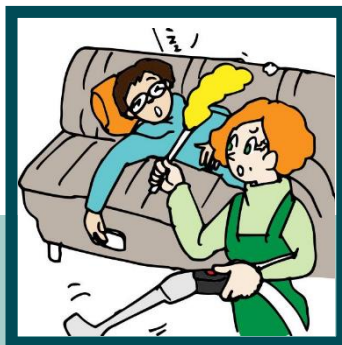
- Jennifer:** This movie is so exciting.
- Annie:** It's getting late. Go to bed.
- Jennifer:** In a while, mom.
- Annie:** **Turn down the TV.** It's too loud.
- Jennifer:** Oh, I'm sorry.
- Annie:** Okay. Don't stay up late.

Grammar Focus

Two-Part Verbs

- | | | |
|-----------|---|-------------|
| Turn down | + | the TV. |
| Take off | + | your shoes. |
| Turn off | + | the light. |
| Clean up | + | your mess. |

Don't be sad.



A



B



C



D

Example

- ☐ 1. Don't be sad.
☐ 2. Don't be selfish.

- ☐ 3. Don't be angry.
☐ 4. Don't be lazy.

Conversation



Scan and Listen

- Annie:** You don't look good. Are you okay?
Naoto: I'm okay. I am just thinking about my family.
Annie: **Don't be sad.** Try to enjoy your stay with us.
Naoto: I miss them so much. I'm homesick.
Annie: I'm your Canadian mother. So please call me Mom.
Naoto: Oh. I feel better now, mom.

Grammar Focus

Don't be + adjective

- Don't be {
 sad.
 selfish.
 angry.
 lazy.

Why don't we eat out?



A



B



C



D

Example

- | | |
|---|--|
| <input type="checkbox"/> 1. Why don't we eat out? | <input type="checkbox"/> 3. Why don't you buy a new one? |
| <input type="checkbox"/> 2. Why don't you study hard? | <input type="checkbox"/> 4. Why don't they take a break? |

Conversation



Scan and Listen


- John:** How was your night, Naoto?
- Naoto:** It was good. Thank you.
- John:** Do you have any plans today?
- Naoto:** No, I don't.
- John:** **Why don't we eat out?**
- Naoto:** Yeah. That's a good idea. I am really hungry now.

Grammar Focus

Why don't + subject pronoun + verb

Why don't	+	you	{	buy a new one?
		we		study hard?
		+	{	eat out?
		they		take a break?

Take me to the mall.



A



B



C



D

Example

- | | |
|--|---|
| <input type="checkbox"/> 1. Take me to the mall. | <input type="checkbox"/> 3. Take me to Niagara falls. |
| <input type="checkbox"/> 2. Take me to the hospital. | <input type="checkbox"/> 4. Take me to a movie theatre. |

Conversation



Scan and Listen

Jennifer: I heard you're going shopping.

Naoto: Yes, but I don't know where to go.

Jennifer: I can go with you. Where do you want to go?

Naoto: Really? **Take me to the mall.**

Jennifer: Sure.

Naoto: Okay. Let's go.

Grammar Focus

Take me to + noun

- | | | |
|------------|---|------------------|
| Take me to | { | the mall. |
| | | the hospital. |
| | | Niagara falls. |
| | | a movie theatre. |

In this lesson, we will review:

Words and Phrases

Noun

Niagara Falls
mess
luggage

Verb

turn down
clean up
take off
disturb

Adjective

free
selfish
crowded

Adverb

too
certainly

Grammar Structure

1 feel free to use + noun

2 Looks + adjective

3 Let me + verb phrase

4 look like + noun/pronoun
look + adjective

5 Teach me how +
infinitive phrase

6 too + adjective

7 Two-Part Verbs

8 Don't be + adjective

9 Why don't + subject pronoun
+ verb

10 Take me to + noun