

**Smart Kids**



# **Unit 2 I Love Nature**

## **Lesson 5 Review Time**

# Sing a Song

*Review Time*

## I Love the Mountains

Boom-de-ah-da, Boom-de-ay.

I love the mountains, I love the rolling hills.

I love the flowers, I love the daffodils.

I love the fireside when all the lights are low.

Boom! Boom! Boom!



**Listen and match the picture with its ending sound**



et

ot

en

en

et

op

**Listen and match the picture with its ending sound**



en

ot

op

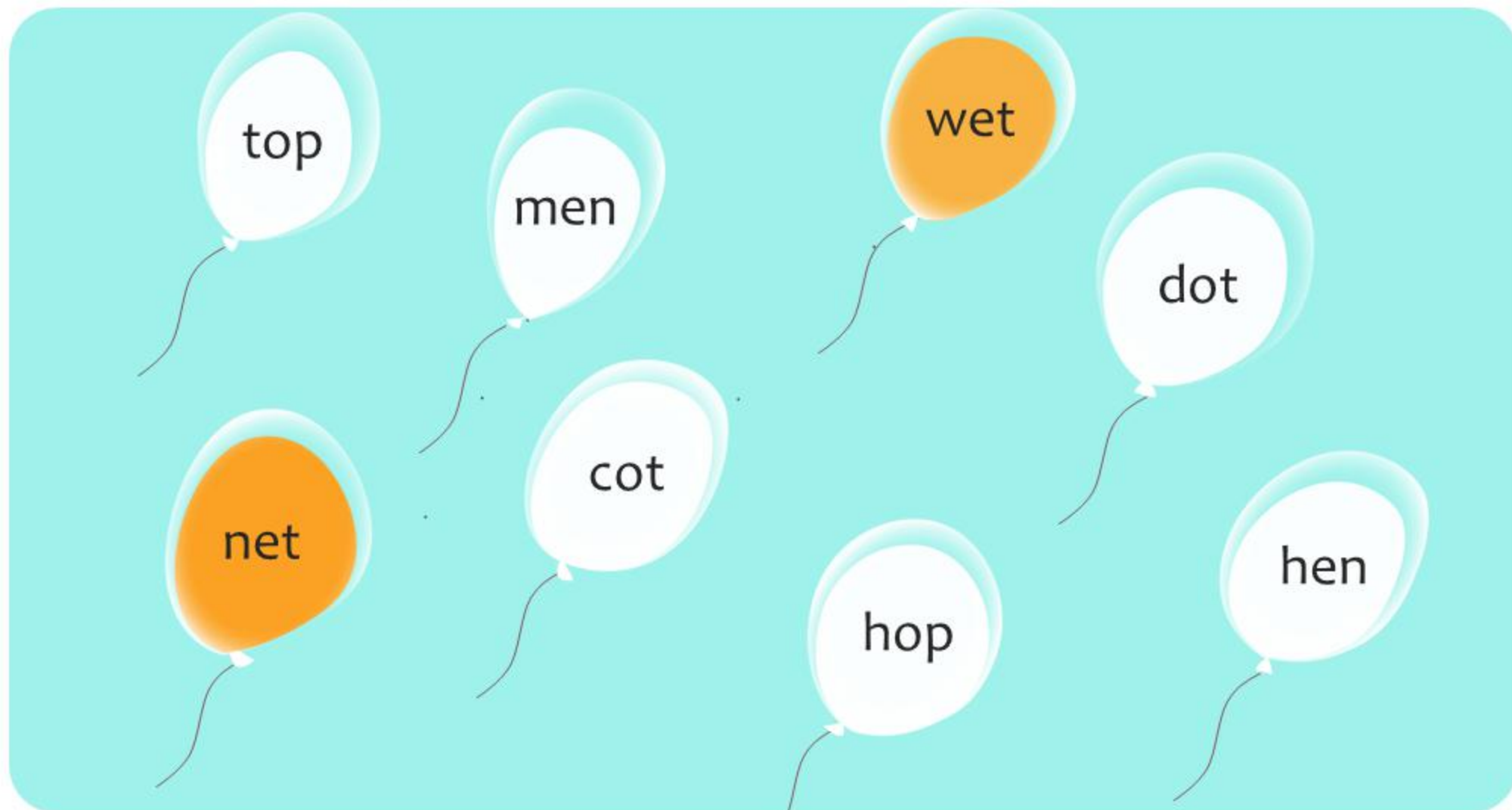
op

et

en



**Coloring the rhyming words in the same color**



## Matching




1. vet
2. pen
3. pot
4. mop




# English Opposites

*Review Time*

Say the opposites



tall —



big —




fat —

# This and That

*Review Time***Look and say**

1 This snake is short.

2 \_\_\_\_\_.



1 That goose is beautiful.

2 \_\_\_\_\_.



# Let's Express More

*Review Time*

Choose “a” or “an” to express more



# Let's Express More

*Review Time*

Choose **"This is a/an..."** or **"That's a/an..."** to express more



# Let's Talk

## Review Time

### Complete the dialogue

Sam: Good morning, Annie.

Annie: Good morning, Sam.

Sam: Annie, what's \_\_\_\_?

Annie: \_\_\_\_ is \_\_\_\_ ugly cat.

Sam: No, it's \_\_\_\_\_. I  the cat.

Annie: Sam, what's \_\_\_\_?

Sam: That's \_\_\_\_ short snake.

Annie: No, it's not short. It's \_\_\_\_\_.





