

VOCABULARY

write	pen	sheet	paper	use	repeat	listen
add	word	say	change	sentence		

EXERCISE A1.1

 Repetition Drill

1. I listen to you.
2. You repeated my sentence.
3. Say the word “paper”.
4. I said the word “paper” and you repeated it.
5. This is a word.
6. This is a sentence.
7. She writes on paper.
8. She uses a pen to write.
9. She uses a pen to write on a sheet of paper.
10. I added the words “on a sheet of paper” to the sentence.
11. She writes on a sheet of paper.
12. I changed the word “pen” to “paper”.

EXERCISE A1.2

 Basic Single-slot Substitution Drill

1. She writes on a sheet of paper.
2. He writes on a sheet of paper.
3. They write on a sheet of paper.
4. I write on a sheet of paper.
5. We write on a sheet of paper.

EXERCISE A1.3

 Basic Sentence Expansion Drill

1. This is a word.
2. This is a word and this is a sentence.
3. This is a word and this is a sentence on this sheet.
4. This is a word and this is a sentence on this sheet of paper.

EXERCISE A1.4



Repetition Drill

1. I said the word “pen”.
2. I said the word “pen” and you repeated it.
3. He uses a pen to write.
4. He writes on paper.
5. I used the word “change”.
6. She listens to me.
7. They write on this sheet of paper.

EXERCISE A1.5



Intermediate Sentence Expansion Drill

1. This is a word. Repeat.
2. This is a word. Add: and this a sentence.
3. This is a word and this is a sentence. Add: on this sheet.
4. This is a word and this is a sentence on this sheet. Add: of paper.

EXERCISE A1.6



Basic Sentence Expansion Drill

1. I changed the word.
2. I changed the word “pen”.
3. I changed the word “pen” to “paper”.
4. I changed the word “pen” to “a sheet of paper”.

EXERCISE A1.7



Intermediate Sentence Expansion Drill

1. I changed the word. Repeat.
2. I changed the word. Add: pen.
3. I changed the word “pen”. Add: to paper.
4. I changed the word “pen” to “paper”. Add: a sheet of.

EXERCISE A1.8



Basic Single-slot Substitution Drill

1. I listen to you.
2. I listen to them.
3. I listen to her.
4. I listen to him.

EXERCISE A1.9



Intermediate Single-slot Substitution Drill

1. I listen to you. Repeat.
2. I listen to you. Change: her.
3. I listen to her. Change: him.
4. I listen to him. Change: them.
5. I listen to them. Change: you.

EXERCISE A1.10



Basic Single-slot Substitution Drill

1. I use a pen to write.
2. She uses a pen to write.
3. They use a pen to write.
4. He uses a pen to write.
5. We use a pen to write.

EXERCISE A1.11



Intermediate Single-slot Substitution Drill

1. I use a pen to write. Repeat.
2. I use a pen to write. Change: she.
3. She uses a pen to write. Change: he.
4. He uses a pen to write. Change: they.
5. They use a pen to write. Change: we.

EXERCISE A1.12

 Question and Answer with Prompt Drill

1. What do we use to write on a sheet of paper?
We use a pen ...
2. What do write on?
We write ...
3. Paper and pencil; what did I say?
You said ...
4. Say the word “change”.
5. What did you say?
I said ...

This textbook uses pictures/photos from the free photo sites below.

Pixabay : <https://pixabay.com/>
Public Domain Pictures : <http://www.publicdomainpictures.net/>
Pexels : <https://www.pexels.com/>
Flickr : <https://www.flickr.com/>

Unsplash : <https://unsplash.com/>
GATAG! 素材集 : <http://01.gatag.net/>
写真AC : <https://www.photo-ac.com/>
イラストAC : <https://www.ac-illust.com/>

シルエットAC : <https://www.silhouette-ac.com/>
Google 画像検索 : <https://www.google.com/imghp?hl=ja>
Wikimedia Commons : https://commons.wikimedia.org/wiki/Main_Page

VOCABULARY

alphabet
et cetera

vowel
before

consonant
after

letter
right

not

PRONUNCIATION

/f/



1. The upper teeth gently touch the bottom lip.
2. Air passes through a tiny gap between the lips and teeth.
3. /f/ is unvoiced.

/v/



1. The upper teeth gently touch the bottom lip.
2. Air passes through a tiny gap between the lips and teeth.
3. /v/ is voiced.

EXERCISE A2.1



Repetition Drill

1. The letter A is a vowel.
2. The letter B is a consonant.
3. The letter E is not a consonant; it's a vowel.
4. The letter O is before the letter P.
5. The letter P is after the letter O.
6. The alphabet has 26 letters.
7. I wrote a letter for him.
8. The letter U is a vowel; this sentence is right.
9. The letters of the alphabet are: a, b, c, d, et cetera.

EXERCISE A2.P1



Consonant Pronunciation Drill

Pronounce the words.

1. vowel
2. before
3. for
4. of
5. alphabet
6. after

EXERCISE A2.2



Basic Single-slot Substitution Drill

1. The letter A is a vowel.
2. The letter E is a vowel.
3. The letter I is a vowel.
4. The letter O is a vowel.
5. The letter U is a vowel.

EXERCISE A2.3



Intermediate Single-slot Substitution Drill

1. The letter O is a vowel. Repeat.
2. The letter O is a vowel. Change: A.
3. The letter A is a vowel. Change: I.
4. The letter I is a vowel. Change: E.
5. The letter E is a vowel. Change: U.

EXERCISE A2.4



Repetition Drill

1. She wrote a letter for him.
2. The vowels are a, e, i, o and u.
3. The consonants are b, c, d, f, g, etc.
4. The letter W is a consonant; it's right.
5. The letter R is before the letter S; this sentence is right.
6. The letter H is before the letter I.
7. The letter J is not a vowel; it's a consonant.
8. The letter C is after the letter B.

EXERCISE A2.5

 Basic Single-slot Substitution Drill

1. The letter B is a consonant.
2. The letter C is a consonant.
3. The letter R is a consonant.
4. The letter F is a consonant.
5. The letter V is a consonant.

EXERCISE A2.6

 Intermediate Single-slot Substitution Drill

1. The letter B is a consonant. Repeat.
2. The letter B is a consonant. Change: M.
3. The letter M is a consonant. Change: R.
4. The letter R is a consonant. Change: V.
5. The letter V is a consonant. Change: F.

EXERCISE A2.7

 Question and Answer with Prompt Drill

1. Is the letter B a consonant?
Yes, the letter B ...
2. Is the letter B a vowel?
No, the letter B ...
3. What letter is before the letter P?
The letter O ...
4. What are the letters of the alphabet?
The letters of ...
5. The letter O is a vowel letter; is it right?
Yes, ...
6. Are the letters R and L consonants?
Yes, the letters ...
7. Did you write a letter for me?
No, I didn't ...
8. Is the letter F after the letter E?
Yes, the letter F ...
9. Are there 26 letters in the alphabet?
Yes, there are ...
10. Is the letter U a vowel?
Yes, the letter ...

This textbook uses pictures/photos from the free photo sites below.

Pixabay : <https://pixabay.com/>

Public Domain Pictures : <http://www.publicdomainpictures.net/>

Pexels : <https://www.pexels.com/>

Flickr : <https://www.flickr.com/>

Unsplash : <https://unsplash.com/>

GATAG | ガタガタ 素材集 : <http://01.gatag.net/>

写真AC : <https://www.photo-ac.com/>

イラストAC : <https://www.ac-illust.com/>

シルエットAC : <https://www.silhouette-ac.com/>

Google 画像検索 : <https://www.google.com/imghp?hl=ja>

Wikimedia Commons : https://commons.wikimedia.org/wiki/Main_Page

VOCABULARY

computer
book

mirror
watch

box
table

bag

ball

GRAMMAR FOCUS

Talking About Things 1
Nouns

Nouns are words we use to refer to objects, people and places.

EXERCISE A3.1



Repetition Drill

1. This is a table.
2. This is a mirror.
3. This is a bag.
4. This is a book.
5. This is a box.
6. This is a ball.
7. This is a watch.
8. This is a computer.

EXERCISE A3.2



Intermediate Single-slot Substitution Drill

1. This is a book. Repeat.
2. This is a book. Change: watch.
3. This is a watch. Change: computer.
4. This is a computer. Change: ball.
5. This is a ball. Change: book.
6. This is a book. Change: box.
7. This is a box. Change: table.
8. This is a table. Change: mirror.

EXERCISE A3.3

 Basic Single-slot Substitution Drill

1. The word “table” is a noun.
2. The word “book” is a noun.
3. The word “mirror” is a noun.
4. The word “box” is a noun.
5. The word “bag” is a noun.
6. The word “computer” is a noun.
7. The word “watch” is a noun.
8. The word “ball” is a noun.

EXERCISE A3.4

 Repetition Drill

1. This is a book.
2. This is not a ball; this is a bag.
3. This is a computer.
4. This is not a watch; this is a mirror.
5. This is a box.
6. This is not a book; it’s a table.
7. This is a mirror.

EXERCISE A3.5

 Basic Sentence Expansion Drill

1. This is a book.
2. This is a book and a pen.
3. This is a book and a pen on the table.
4. This is a book, a pen and a bag on the table.

EXERCISE A3.6



Intermediate Single-slot Substitution Drill

1. A book is on the table. Repeat.
2. A book is on the table. Change: ball.
3. A ball is on the table. Change: pen.
4. A pen is on the table. Change: bag.
5. A bag is on the table. Change: computer.
6. A computer is on the table. Change: mirror.
7. A mirror is on the table. Change: box.
8. A box is on the table. Change: watch.

EXERCISE A3.7



Question and Answer with Prompt Drill

1. Is this a bag?
Yes, it's ...
2. Is this a book?
Yes, it's ...
3. Is this a mirror?
Yes, it's ...
4. Is this a computer?
Yes, it's ...
5. Is this a table?
Yes, it's ...
6. Is this a watch?
No, it is ...
7. Is this a bag?
No, it is ...

EXERCISE A3.8



Question and Answer Drill

1. Is this a bag?
2. Is this a book?
3. Is this a mirror?
4. Is this a computer?
5. Is this a table?
6. Is this a watch?
7. Is this a bag?

This textbook uses pictures/photos from the free photo sites below.

Pixabay : <https://pixabay.com/>

Public Domain Pictures : <http://www.publicdomainpictures.net/>

Pexels : <https://www.pexels.com/>

Flickr : <https://www.flickr.com/>

Unsplash : <https://unsplash.com/>

GATAG | ガタガタ 素材集 : <http://01.gatag.net/>

写真AC : <https://www.photo-ac.com/>

イラストAC : <https://www.ac-illust.com/>

シルエットAC : <https://www.silhouette-ac.com/>

Google 画像検索 : <https://www.google.com/imghp?hl=ja>

Wikimedia Commons : https://commons.wikimedia.org/wiki/Main_Page

EXERCISE A REV1.1



Reading Exercise

1. She wrote a letter for him.
2. The vowels are a, e, i, o and u.
3. The consonants are b, c, d, f, g, etc.
4. The letter W is a consonant; it's right.
5. The letter R is before the letter S; this sentence is right.
6. The letter H is before the letter I.
7. The letter J is not a vowel; it's a consonant.
8. The letter C is after the letter B.

EXERCISE A REV1.2



Reading Exercise

1. I listen to you.
2. You repeated my sentence.
3. Say the word "paper".
4. I said the word "paper" and you repeated it.
5. This is a word.
6. This is a sentence.
7. She writes on paper.
8. She uses a pen to write.
9. She uses a pen to write on a sheet of paper.
10. I added the words "on a sheet of paper" to the sentence.
11. She writes on a sheet of paper.
12. I changed the word "pen" to "paper".

EXERCISE A REV1.3



Reading Exercise

1. The word "table" is a noun.
2. The word "book" is a noun.
3. The word "mirror" is a noun.
4. The word "box" is a noun.
5. The word "bag" is a noun.
6. The word "computer" is a noun.
7. The word "watch" is a noun.
8. The word "ball" is a noun.

EXERCISE A REV1.4



Repetition Drill

1. The letter A is a vowel.
2. The letter B is a consonant.
3. The letter E is not a consonant; it's a vowel.
4. The letter O is before the letter P.
5. The letter P is after the letter O.
6. The alphabet has 26 letters.
7. I wrote a letter for him.
8. The letter U is a vowel; this sentence is right.
9. The letters of the alphabet are: a, b, c, d, et cetera.

EXERCISE A REV1.5



Intermediate Sentence Expansion Drill

1. This is a word. Repeat.
2. This is a word. Add: and this is a sentence.
This is a word and this is a sentence.
3. This is a word and this is a sentence. Add: on this sheet.
This is a word and this is a sentence on this sheet.
4. This is a word and this is a sentence on this sheet. Add: of paper.
This is a word and this is a sentence on this sheet of paper.

EXERCISE A REV1.6



Intermediate Single-slot Substitution Drill

1. I listen to you. Repeat.
2. I listen to you. Change: her.
I listen to her.
3. I listen to her. Change: him.
I listen to him.
4. I listen to him. Change: them.
I listen to them.
5. I listen to them. Change: you.
I listen to you.

EXERCISE A REV1.7

 Intermediate Sentence Expansion Drill

1. I changed the word. Repeat.
2. I changed the word. Add: pen.
I changed the word “pen”.
3. I changed the word “pen”. Add: to paper.
I changed the word “pen” to “paper”.
4. I changed the word “pen” to “paper”. Add: a sheet of.
I changed the word “pen” to “a sheet of paper”.

EXERCISE A REV1.8

 Intermediate Single-slot Substitution Drill

1. The letter O is a vowel. Repeat.
2. The letter O is a vowel. Change: A.
The letter A is a vowel.
3. The letter A is a vowel. Change: I.
The letter I is a vowel.
4. The letter I is a vowel. Change: E.
The letter E is a vowel.
5. The letter E is a vowel. Change: U.
The letter U is a vowel.

EXERCISE A REV1.9

 Intermediate Single-slot Substitution Drill

1. The letter B is a consonant. Repeat.
2. The letter B is a consonant. Change: M.
The letter M is a consonant.
3. The letter M is a consonant. Change: R.
The letter R is a consonant.
4. The letter R is a consonant. Change: V.
The letter V is a consonant.
5. The letter V is a consonant. Change: F.
The letter F is a consonant.

EXERCISE A REV1.10

 Question and Answer with Prompt Drill

1. Is the letter B a consonant?
Yes, the letter B ... **is a consonant.**
2. Is the letter B a vowel?
No, the letter B ... **is not a vowel; it's a consonant.**
3. What letter is before the letter P?
The letter O ... **is before the letter P.**
4. What are the letters of the alphabet?
The letters of ... **the alphabet are: a, b, c, d, et cetera.**
5. The letter O is a vowel letter; is it right?
Yes, ... **it's right.**
6. Are the letters R and L consonants?
Yes, the letters ... **R and L are consonants.**
7. Did you write a letter for me?
No, I didn't ... **write a letter for you.**
8. Is the letter F after the letter E?
Yes, the letter F ... **is after the letter E.**
9. Are there 26 letters of the alphabet?
Yes, there are ... **26 letters of the alphabet.**
10. Is the letter U a vowel?
Yes, the letter ... **U is a vowel.**

EXERCISE A REV1.11

 Consonant Pronunciation Drill

Pronounce the words.

1. vowel /v/
2. before /f/
3. for /f/
4. of /v/
5. alphabet /f/
6. after /f/

EXERCISE A REV1.12

 Intermediate Single-slot Substitution Drill

1. A book is on the table. Repeat.
2. A book is on the table. Change: ball.
A ball is on the table.
3. A ball is on the table. Change: pen.
A pen is on the table.
4. A pen is on the table. Change: bag.
A bag is on the table.
5. A bag is on the table. Change: computer.
A computer is on the table.
6. A computer is on the table. Change: mirror.
A mirror is on the table.
7. A mirror is on the table. Change: box.
A box is on the table.
8. A box is on the table. Change: watch.
A watch is on the table.

EXERCISE A REV1.13

 Repetition Drill

1. This is a book.
2. This is not a ball; this is a bag.
3. This is a computer.
4. This is not a watch; this is a mirror.
5. This is a box.
6. This is not a book; it's a table.
7. This is a mirror.

EXERCISE A REV1.14

 Question and Answer Drill

1. Is this a bag?
Yes, it's a bag.
2. Is this a book?
Yes, it's a book.
3. Is this a mirror?
Yes, it's a mirror.
4. Is this a computer?
Yes, it's a computer.

5. Is this a table?
Yes, it's a table.
6. Is this a watch?
No, it is not a watch; it's a ball.
7. Is this a bag?
No, it is not a bag; it's a box.

EXERCISE A REV1.15

 Writing Exercise

1. He writes on a sheet of paper.
2. The letter V is a consonant.
3. I changed the word.
4. The letter B is a consonant.
5. This is not a ball; this is a bag.
6. The letter E is a vowel.

This textbook uses pictures/photos from the free photo sites below.

Pixabay : <https://pixabay.com/>

Public Domain Pictures : <http://www.publicdomainpictures.net/>

Pexels : <https://www.pexels.com/>

Flickr : <https://www.flickr.com/>

Unsplash : <https://unsplash.com/>

GATAG(ガタガ) 素材集 : <http://01.gatag.net/>

写真AC : <https://www.photo-ac.com/>

イラストAC : <https://www.ac-illust.com/>

シルエットAC : <https://www.silhouette-ac.com/>

Google 画像検索 : <https://www.google.com/imghp?hl=ja>

Wikimedia Commons : https://commons.wikimedia.org/wiki/Main_Page

VOCABULARY

number	one	two	three	four	five
six	seven	eight	nine	ten	dot

GRAMMAR FOCUS

Talking About Things 2
Singular and Plural Nouns

Nouns are words we use to refer to objects, people and places.

In English, we add “-s” to many nouns when there is more than one.
For example:

One pen	>	two pens
One book	>	four books

We don't add “-s” to all nouns when there is more than one. We will see this in a later lesson.

EXERCISE A4.1

 Repetition Drill

1. I have one pen.
2. I have two pens.
3. She has one book.
4. He has three books.
5. He has one bag.
6. They have four bags.
7. She has one watch.
8. They have five watches.
9. I have six books.
10. She has seven books.
11. They have eight balls.
12. She has nine computers.
13. They have ten boxes.
14. This is the number 10.
15. There's a dot after the number 10.

EXERCISE A4.2

 Basic Single-slot Substitution Drill

1. I have one pen.
2. I have two pens.
3. I have two books.
4. I have three books.
5. I have four books.
6. I have four boxes.
7. I have five boxes.
8. I have five computers.
9. I have six computers.
10. I have six mirrors.
11. I have seven mirrors.
12. I have seven bags.
13. I have eight bags.
14. I have nine bags.
15. I have ten bags.

EXERCISE A4.3

 Inflection Drill

1. She has one bag. Repeat.
2. She has one bag. Change: three.
3. She has three bags. Change: they.
4. They have three bags. Change: four.
5. They have four bags. Change: five.

EXERCISE A4.4

 Repetition Drill

1. This is the number 2.
2. 1, 2, 3, 4 and 5; I'm saying the numbers 1 to 5.
3. There is a dot after a number.
4. I have one mirror.
5. They have two mirrors.
6. He has six watches.
7. She has eight bags.
8. I have ten sheets of paper.
9. There are nine pens and seven books on the table.
10. There are four balls on the table.

EXERCISE A4.5



Question and Answer Drill

1. What's the plural of pen?
2. What's the plural of book?
3. What's the plural of computer?
4. What's the plural of mirror?
5. What's the plural of box?
6. What's the plural of watch?
7. What's the plural of table?
8. What's the singular of tables?
9. What's the singular of letters?
10. What the singular of bags?
11. What's the singular of computers?
12. What's the singular of pens?

EXERCISE A4.6



Intermediate Single-slot Substitution Drill

1. He has six boxes. Repeat.
2. He has six boxes. Change: watches.
3. He has six watches. Change: computers.
4. He has six computers. Change: eight.
5. He has eight computers. Change: boxes.
6. He has eight boxes. Change: ten.
7. He has ten boxes. Change: one.

EXERCISE A4.7



Mixed Drill

1. This is a book. Repeat.
2. This is a book. Change: there.
3. There is a book. Add: on the table.
4. There is a book on the table. Change: two.
5. There are two books on the table. Change: balls.
6. There are two balls on the table. Change: five.
7. There are five balls on the table. Change: boxes.

EXERCISE A4.8



Mixed Drill

1. He has one watch. Repeat.
2. He has one watch. Change: two.
3. He has two watches. Change: computers.
4. He has two computers. Change: she.
5. She has two computers. Change: mirrors.
6. She has two mirrors. Change: five.
7. She has five mirrors. Change: books.
8. She has five books. Add: on the table.
9. She has five books on the table. Change: one.
10. She has one book on the table. Change: pen.

This textbook uses pictures/photos from the free photo sites below.

Pixabay : <https://pixabay.com/>

Public Domain Pictures : <http://www.publicdomainpictures.net/>

Pexels : <https://www.pexels.com/>

Flickr : <https://www.flickr.com/>

Unsplash : <https://unsplash.com/>

GATAG | フォト素材集 : <http://01.gatag.net/>

写真AC : <https://www.photo-ac.com/>

イラストAC : <https://www.ac-illust.com/>

シルエットAC : <https://www.silhouette-ac.com/>

Google 画像検索 : <https://www.google.com/imghp?hl=ja>

Wikimedia Commons : https://commons.wikimedia.org/wiki/Main_Page

VOCABULARY

color	black	red	yellow	blue
brown	grey	green	white	pencil

PRONUNCIATION

/ɛ/ e.g. **red, yellow**



1. The tongue tip is held in the middle and at the front of the mouth.
2. The tongue tip is usually nearer the bottom teeth than the top teeth.
3. The tongue tip should not touch the teeth.
4. The lips are not spread.

/æ/ e.g. **black, bag**



1. The tongue tip is held low and at the front of the mouth. It is quite close to the bottom teeth.
2. The tongue tip does not usually touch the bottom teeth.
3. The lips are not spread.
4. The jaw drops slightly.

EXERCISE A5.1

 Repetition Drill

1. My pen is red.
2. Her pen is blue.
3. He has a black bag.
4. I have a yellow bag.
5. The box is brown.
6. The table is grey.
7. The book is green.
8. The ball is red.
9. The color of her watch is white.
10. The pencil is yellow.

EXERCISE A5.2

 Basic Single-slot Substitution Drill

1. This pen is blue.
2. This pen is black.
3. This pen is red.
4. This pencil is red.
5. This pencil is white.
6. This pencil is grey.
7. This pencil is yellow.
8. This pencil is green.
9. This pencil is brown.
10. Her pencil is brown.

EXERCISE A5.3

 Mixed Drill

1. My pen is red. Repeat.
2. My pen is red. Change: blue.
3. My pen is blue. Change: black.
4. My pen is black. Add: and pencil are.
5. My pen and pencil are black. Change: white.
6. My pen and pencil are white. Change: grey.
7. My pen and pencil are grey. Change: yellow.
8. My pen and pencil are yellow. Change: green.
9. My pen and pencil are green. Change: red.
10. My pen and pencil are red. Change: her.

EXERCISE A5.P1

 Vowel Pronunciation Drill

Pronounce the words.

- | | |
|-------------|-----|
| 1. pen | /ɛ/ |
| 2. bag | /æ/ |
| 3. pencil | /ɛ/ |
| 4. black | /æ/ |
| 5. after | /æ/ |
| 6. add | /æ/ |
| 7. ten | /ɛ/ |
| 8. yellow | /ɛ/ |
| 9. alphabet | /æ/ |
| 10. red | /ɛ/ |

EXERCISE A5.4



Repetition Drill

1. The color of my pen is red.
2. The color of her pen is blue.
3. The color of her pencil is yellow.
4. The color of his pencil is grey.
5. The color of the table is black.
6. The color of the bag is green.
7. The color of the sheet of paper is white.
8. The color of the box is brown.

EXERCISE A5.5



Intermediate Single-slot Substitution Drill

1. The color of my pen is red. Repeat.
2. The color of my pen is red. Change: blue.
3. The color of my pen is blue. Change: bag.
4. The color of my bag is blue. Change: green.
5. The color of my bag is green. Change: red.
6. The color of my bag is red. Change: ball.
7. The color of my ball is red. Change: mirror.
8. The color of my mirror is red. Change: grey.
9. The color of my mirror is grey. Change: computer.
10. The color of my computer is grey. Change: table.

EXERCISE A5.6



Intermediate Single-slot Substitution Drill

1. The red book is on the table. Repeat.
2. The red book is on the table. Change: blue.
3. The blue book is on the table. Change: white.
4. The white book is on the table. Change: bag.
5. The white bag is on the table. Change: watch.
6. The white watch is on the table. Change: grey.
7. The grey watch is on the table. Change: watches are.

EXERCISE A5.7

 Mixed Drill

1. I have a ball. Repeat.
2. I have a ball. Add: red.
3. I have a red ball. Change: grey.
4. I have a grey ball. Change: two, balls.
5. I have two grey balls. Change: five.
6. I have five grey balls. Add: on the table.
7. I have five grey balls on the table. Change: books.

This textbook uses pictures/photos from the free photo sites below.

Pixabay : <https://pixabay.com/>

Public Domain Pictures : <http://www.publicdomainpictures.net/>

Pexels : <https://www.pexels.com/>

Flickr : <https://www.flickr.com/>

Unsplash : <https://unsplash.com/>

GATAG | フォト素材集 : <http://01.gatag.net/>

写真AC : <https://www.photo-ac.com/>

イラストAC : <https://www.ac-illust.com/>

シルエットAC : <https://www.silhouette-ac.com/>

Google 画像検索 : <https://www.google.com/imghp?hl=ja>

Wikimedia Commons : https://commons.wikimedia.org/wiki/Main_Page

VOCABULARY

Monday	Tuesday	Wednesday	Thursday	Friday	Saturday
Sunday	today	weekend	week	day	

GRAMMAR FOCUS

Cardinal and Ordinal Numbers

Cardinal numbers are unordered; one, two, three, four, and so on.

Ordinal numbers are ordered; first, second, third, fourth, and so on.

First, second and third are irregular forms.

To make ordinal numbers for other numbers, “-th” is added to the cardinal number:

four	>	fourth
five	>	fifth (Note the ‘f’)
six	>	sixth
seven	>	seventh

and so on.

EXERCISE A6.1



Repetition Drill

1. There are seven days in a week.
2. The days of the week are Monday, Tuesday, Wednesday, etc.
3. Monday is the first day of the week.
4. Tuesday is the second day of the week.
5. Wednesday is the third day of the week.
6. Thursday is the fourth day of the week.
7. Friday is the fifth day of the week.
8. Saturday is the sixth day of the week.
9. Sunday is the last day of the week.
10. Saturday and Sunday are the days of the weekend.

EXERCISE A6.2

 Basic Single-slot Substitution Drill

1. Today is Monday.
2. Today is Tuesday.
3. Today is Wednesday.
4. Today is Thursday.
5. Today is Friday.
6. Today is Saturday.
7. Today is Sunday.

EXERCISE A6.3

 Intermediate Single-slot Substitution Drill

1. Today is Monday. Repeat.
2. Today is Monday. Change: Tuesday.
3. Today is Tuesday. Change: Wednesday.
4. Today is Wednesday. Change: Thursday.
5. Today is Thursday. Change: Friday.
6. Today is Friday. Change: Saturday.
7. Today is Saturday. Change: Sunday.

EXERCISE A6.4

 Repetition Drill

1. Today is the first day of the week.
2. Today is the second day of the week.
3. Today is the third day of the week.
4. Today is the fourth day of the week.
5. Today is the fifth day of the week.
6. Today is the sixth day of the week.
7. Today is the seventh day of the week.
8. The days of the weekend are Saturday and Sunday.

EXERCISE A6.5

 Intermediate Single-slot Substitution Drill

1. Today is the first day of the week. Repeat.
2. Today is the first day of the week. Change: second.
3. Today is the second day of the week. Change: third.
4. Today is the third day of the week. Change: sixth.
5. Today is the sixth day of the week. Change: fourth.
6. Today is the fourth day of the week. Change: seventh.
7. Today is the seventh day of the week. Change: fifth.

EXERCISE A6.6

 Inflection Drill

1. Today is the first day of the week. Repeat.
2. Today is the first day of the week. Change: Monday.
3. Monday is the first day of the week. Change: Tuesday.
4. Tuesday is the second day of the week. Change: Wednesday.
5. Wednesday is the third day of the week. Change: Thursday.
6. Thursday is fourth day of the week. Change: Friday.
7. Friday is the fifth day of the week. Change: Saturday.
8. Saturday is the sixth day of the week. Change: Sunday.

EXERCISE A6.7

 Question and Answer with Prompt Drill

1. Is Monday the first day of the week?
Yes, Monday ...
2. Is Tuesday the third day of the week?
No, Tuesday ...
3. Is Friday the fifth day of the week?
Yes, Friday ...
4. Is Sunday the last day of the week?
Yes, Sunday ...
5. Is Wednesday the third day of the week?
Yes, Wednesday ...
6. Is Thursday the seventh day of the week?
No, Thursday ...
7. Are Saturday and Sunday the days of the weekend?
Yes, Saturday ...

EXERCISE A6.8

 Question and Answer Drill

1. Is Monday the first day of the week?
2. Is Tuesday the third day of the week?
3. Is Friday the fifth day of the week?
4. Is Sunday the last day of the week?
5. Is Wednesday the third day of the week?
6. Is Thursday the seventh day of the week?
7. Are Saturday and Sunday the days of the weekend?

This textbook uses pictures/photos from the free photo sites below.

Pixabay : <https://pixabay.com/>

Public Domain Pictures : <http://www.publicdomainpictures.net/>

Pexels : <https://www.pexels.com/>

Flickr : <https://www.flickr.com/>

Unsplash : <https://unsplash.com/>

GATAG(ガタガ) 素材集 : <http://01.gatag.net/>

写真AC : <https://www.photo-ac.com/>

イラストAC : <https://www.ac-illust.com/>

シルエットAC : <https://www.silhouette-ac.com/>

Google 画像検索 : <https://www.google.com/imghp?hl=ja>

Wikimedia Commons : https://commons.wikimedia.org/wiki/Main_Page

EXERCISE A REV2.1



Reading Exercise

1. I have one pen.
2. I have two pens.
3. She has one book.
4. He has three books.
5. He has one bag.
6. They have four bags.
7. She has one watch.
8. They have five watches.
9. I have six books.
10. She has seven books.
11. They have eight balls.
12. She has nine computers.
13. They have ten boxes.
14. This is the number 10.
15. There's a dot after the number 10.

EXERCISE A REV2.2



Reading Exercise

1. This pen is blue.
2. This pen is black.
3. This pen is red.
4. This pencil is red.
5. This pencil is white.
6. This pencil is grey.
7. This pencil is yellow.
8. This pencil is green.
9. This pencil is brown.
10. Her pencil is brown.

EXERCISE A REV2.3



Reading Exercise

1. There are seven days in a week.
2. The days of the week are Monday, Tuesday, Wednesday, etc.
3. Monday is the first day of the week.
4. Tuesday is the second day of the week.

5. Wednesday is the third day of the week.
6. Thursday is the fourth day of the week.
7. Friday is the fifth day of the week.
8. Saturday is the sixth day of the week.
9. Sunday is the last day of the week.
10. Saturday and Sunday are the days of the weekend.

EXERCISE A REV2.4

 Inflection Drill

1. She has one bag. Repeat.
2. She has one bag. Change: three.
She has three bags.
3. She has three bags. Change: they.
They have three bags.
4. They have three bags. Change: four.
They have four bags.
5. They have four bags. Change: five.
They have five bags.

EXERCISE A REV2.5

 Question and Answer Drill

1. What's the plural of pen?
The plural of pen is pens.
2. What's the plural of book?
The plural of book is books.
3. What's the plural of computer?
The plural of computer is computers.
4. What's the plural of mirror?
The plural of mirror is mirrors.
5. What's the plural of box?
The plural of box is boxes.
6. What's the plural of watch?
The plural of watch is watches.
7. What's the plural of table?
The plural of table is tables.
8. What's the singular of tables?
The singular of tables is table.
9. What's the singular of letters?
The singular of letters is letter.
10. What the singular of bags?
The singular of bags is bag.
11. What's the singular of computers?
The singular of computers is computer.
12. What's the singular of pens?
The singular of pens is pen.

EXERCISE A REV2.6

 Mixed Drill

1. This is a book. Repeat.
2. This is a book. Change: there.
There is a book.
3. There is a book. Add: on the table.
There is a book on the table.
4. There is a book on the table. Change: two.
There are two books on the table.
5. There are two books on the table. Change: balls.
There are two balls on the table.
6. There are two balls on the table. Change: five.
There are five balls on the table.
7. There are five balls on the table. Change: boxes.
There are five boxes on the table.

EXERCISE A REV2.7

 Mixed Drill

1. My pen is red. Repeat.
2. My pen is red. Change: blue.
My pen is blue.
3. My pen is blue. Change: black.
My pen is black.
4. My pen is black. Add: and pencil.
My pen and pencil are black.
5. My pen and pencil are black. Change: white.
My pen and pencil are white.
6. My pen and pencil are white. Change: grey.
My pen and pencil are grey.
7. My pen and pencil are grey. Change: yellow.
My pen and pencil are yellow.
8. My pen and pencil are yellow. Change: green.
My pen and pencil are green.
9. My pen and pencil are green. Change: red.
My pen and pencil are red.
10. My pen and pencil are red. Change: her.
Her pen and pencil are red.

EXERCISE A REV2.8



Repetition Drill

1. The color of my pen is red.
2. The color of her pen is blue.
3. The color of her pencil is yellow.
4. The color of his pencil is grey.
5. The color of the table is black.
6. The color of the bag is green.
7. The color of the sheet of paper is white.
8. The color of the box is brown.

EXERCISE A REV2.9



Mixed Drill

1. I have a ball. Repeat.
2. I have a ball. Add: red.
I have a red ball.
3. I have a red ball. Change: grey.
I have a grey ball.
4. I have a grey ball. Change: two.
I have two grey balls.
5. I have two grey balls. Change: five.
I have five grey balls.
6. I have five grey balls. Add: on the table.
I have five grey balls on the table.
7. I have five grey balls on the table. Change: books.
I have five grey books on the table.

EXERCISE A REV2.10



Basic Single-slot Substitution Drill

1. Today is Monday.
2. Today is Tuesday.
3. Today is Wednesday.
4. Today is Thursday.
5. Today is Friday.
6. Today is Saturday.
7. Today is Sunday.

EXERCISE A REV2.11

 Vowel Pronunciation Drill

Pronounce the words.

1. pen /ɛ/
2. bag /æ/
3. pencil /ɛ/
4. black /æ/
5. after /æ/
6. add /æ/
7. ten /ɛ/
8. yellow /ɛ/
9. alphabet /æ/
10. red /ɛ/

EXERCISE A REV2.12

 Intermediate Single-slot Substitution Drill

1. Today is the first day of the week. Repeat.
2. Today is the first day of the week. Change: second.
Today is the second day of the week.
3. Today is the second day of the week. Change: third.
Today is the third day of the week.
4. Today is the third day of the week. Change: sixth.
Today is the sixth day of the week.
5. Today is the sixth day of the week. Change: fourth.
Today is the fourth day of the week.
6. Today is the fourth day of the week. Change: seventh.
Today is the seventh day of the week.
7. Today is the seventh day of the week. Change: fifth.
Today is the fifth day of the week.

EXERCISE A REV2.13

 Intermediate Single-Slot Substitution Drill

1. Today is the first day of the week. Repeat.
2. Today is the first day of the week. Change: Monday.
Monday is the first day of the week.
3. Monday is the first day of the week. Change: Tuesday.
Tuesday is the second day of the week.
4. Tuesday is the second day of the week. Change: Wednesday.
Wednesday is the third day of the week.

5. Wednesday is the third day of the week. Change: Thursday.
Thursday is the fourth day of the week.
6. Thursday is the fourth day of the week. Change: Friday.
Friday is the fifth day of the week.
7. Friday is the fifth day of the week. Change: Saturday.
Saturday is the sixth day of the week.
8. Saturday is the sixth day of the week. Change: Sunday.
Sunday is the seventh day of the week.

EXERCISE A REV2.14



Question and Answer Drill

1. Is Monday the first day of the week?
Yes, Monday is the first day of the week.
2. Is Tuesday the third day of the week?
No, Tuesday is not the third day of the week.
3. Is Friday the fifth day of the week?
Yes, Friday is the fifth day of the week.
4. Is Sunday the last day of the week?
Yes, Sunday is the last day of the week.
5. Is Wednesday the third day of the week?
Yes, Wednesday is the third day of the week.
6. Is Thursday the seventh day of the week?
No, Thursday is not the seventh day of the week.
7. Are Saturday and Sunday the days of the weekend?
Yes, Saturday and Sunday are days of the weekend.

EXERCISE A REV2.15



Writing Exercise

1. There are nine pens and seven books on the table.
2. They have two mirrors.
3. The color of her watch is white.
4. The red book is on the table.
5. I have five grey balls on the table.

This textbook uses pictures/photos from the free photo sites below.

Pixabay : <https://pixabay.com/>
 Public Domain Pictures : <http://www.publicdomainpictures.net/>
 Pexels : <https://www.pexels.com/>
 Flickr : <https://www.flickr.com/>
 Unsplash : <https://unsplash.com/>
 GATAG | フォト素材集 : <http://01.gatag.net/>
 写真AC : <https://www.photo-ac.com/>
 イラストAC : <https://www.ac-illustr.com/>
 シルhouette AC : <https://www.silhouette-ac.com/>
 Google 画像検索 : <https://www.google.com/imghp?hl=ja>
 Wikimedia Commons : https://commons.wikimedia.org/wiki/Main_Page

VOCABULARY

clock	o'clock	time	second	minute	hour
morning	afternoon	evening	night	now	

PRONUNCIATION FOCUS

/m/



1. The lips are together and fully closed.
2. Air passes out through the nose. (The velar is raised at the back of the mouth to do this, but it is quite hard to feel this.)
3. The lips open slightly at the end of the sound.

EXERCISE A7.1



Repetition Drill

1. There are sixty seconds in one minute.
2. There are sixty minutes in one hour.
3. There are twenty-four hours in one day.
4. It's five o'clock now.
5. The time now is five o'clock.
6. It's seven o'clock now.
7. It's eight o'clock in the morning.
8. It's three o'clock in the afternoon.
9. It's eight o'clock in the evening.
10. It's eight o'clock at night.
11. The time now is ten o'clock in the morning.

EXERCISE A7.P1



Consonant Pronunciation Drill

Pronounce the words.

1. morning /m/
2. night /n/
3. minute /m/
4. number /n/
5. nine /n/
6. Monday /m/

EXERCISE A7.2

 Basic Single-slot Substitution Drill

1. It's five o'clock now.
2. It's two o'clock now.
3. It's six o'clock now.
4. It's nine o'clock now.
5. It's eleven o'clock now.
6. It's twelve o'clock now.
7. It's one o'clock now.
8. It's four o'clock now.

EXERCISE A7.3

 Mixed Drill

1. It's five o'clock. Repeat.
2. It's five o'clock. Add: now.
3. It's five o'clock now. Change: two.
4. It's two o'clock now. Change: six.
5. It's six o'clock now. Change: nine.
6. It's nine o'clock now. Change: eight.
7. It's eight o'clock now. Change: eleven.
8. It's eleven o'clock now. Change: ten.

EXERCISE A7.4

 Mixed Drill

1. It's eight o'clock. Repeat.
2. It's eight o'clock. Add: in the morning.
3. It's eight o'clock in the morning. Change: ten.
4. It's ten o'clock in the morning. Change: evening.
5. It's ten o'clock in the evening. Change: eleven.
6. It's eleven o'clock in the evening. Change: morning.
7. It's eleven o'clock in the morning. Change: six.
8. It's six o'clock in the morning. Change: four.
9. It's four o'clock in the morning. Change: afternoon.
10. It's four o'clock in the afternoon. Change: five.

EXERCISE A7.5

 Repetition Drill

1. The time now is three o'clock.
2. It's three o'clock now.
3. It's three o'clock in the afternoon.
4. The time on my watch is ten o'clock.
5. The time on her watch is two o'clock.
6. It's eleven o'clock in the morning.
7. It's eleven o'clock in the evening.
8. It's eleven o'clock at night.

EXERCISE A7.6

 Intermediate Single-slot Substitution Drill

1. The time now is three o'clock in the morning. Repeat.
2. The time now is three o'clock in the morning. Change: four.
3. The time now is four o'clock in the morning. Change: five.
4. The time now is five o'clock in the morning. Change: afternoon.
5. The time now is five o'clock in the afternoon. Change: one.
6. The time now is one o'clock in the afternoon. Change: two.
7. The time now is two o'clock in the afternoon. Change: morning.
8. The time now is two o'clock in the morning. Change: eight.
9. The time now is eight o'clock in the morning. Change: evening.
10. The time now is eight o'clock in the evening. Change: night.

EXERCISE A7.7

 Question and Answer Drill

1. Are there sixty seconds in one minute?
2. Are there sixty minutes in one hour?
3. Are there twenty-four hours in one day?
4. Are there seventy seconds in one minute?
5. Are there eighty minutes in one hour?
6. Are there thirty hours in one day?

EXERCISE A7.P2

 Pronunciation Repetition Drill

Pronounce the words.

1. morning
2. Monday
3. mirror
4. time
5. minute
6. hour
7. afternoon
8. evening
9. night
10. clock
11. o'clock
12. second

This textbook uses pictures/photos from the free photo sites below.

Pixabay : <https://pixabay.com/>

Public Domain Pictures : <http://www.publicdomainpictures.net/>

Pexels : <https://www.pexels.com/>

Flickr : <https://www.flickr.com/>

Unsplash : <https://unsplash.com/>

GATAG (ガタガ) 素材集 : <http://01.gatag.net/>

写真AC : <https://www.photo-ac.com/>

イラストAC : <https://www.ac-illust.com/>

シルエットAC : <https://www.silhouette-ac.com/>

Google 画像検索 : <https://www.google.com/imghp?hl=ja>


Wikimedia Commons : https://commons.wikimedia.org/wiki/Main_Page

VOCABULARY

meet	leave	early	late	weekly	every day
come	school	house	home	go	

PRONUNCIATION FOCUS

/i/ and /i:/



1. The tongue tip is held high and close to the top teeth.
2. The tongue tip should be just behind the top teeth *without* touching them.
3. The lips are spread.

/i/ can be of regular length, /i/, or it can be a longer vowel, /i:/. These are pronounced in the same way; the second is just pronounced for a little longer.

EXERCISE A8.1

Repetition Drill

1. It's four o'clock in the morning; it's early.
2. It's eleven o'clock in the evening; it's late.
3. I go to school at seven o'clock every day.
4. I leave my house at seven o'clock every day.
5. I go to their house at ten o'clock weekly.
6. I meet him at school.
7. She leaves the school at five o'clock.
8. She comes home at seven o'clock in the evening.

EXERCISE A8.P1

Vowel Pronunciation Drill

Pronounce the words.

1. early /i/
2. week /i:/
3. weekly /i/
4. leave /i:/
5. every /i/

EXERCISE A8.2

 Basic Single-slot Substitution Drill

1. It's two o'clock in the morning; it's early.
2. It's four o'clock in the morning; it's early.
3. It's three o'clock in the morning; it's early.
4. It's five o'clock in the morning; it's early.
5. It's six o'clock in the morning; it's early.

EXERCISE A8.3

 Intermediate Single-slot Substitution Drill

1. It's two o'clock in the morning; it's early. Repeat.
2. It's two o'clock in the morning; it's early. Change: four.
3. It's four o'clock in the morning; it's early. Change: three.
4. It's three o'clock in the morning; it's early. Change: five.
5. It's five o'clock in the morning; it's early. Change: six.

EXERCISE A8.4

 Repetition Drill

1. She goes to school at six o'clock.
2. She goes to school early.
3. She comes home at ten o'clock.
4. She comes home late.
5. I meet her at school.
6. She leaves her house at six o'clock.
7. She leaves her house early.
8. They go to school every day.
9. He goes to school every day.
10. She goes to his house weekly.

EXERCISE A8.5

 Basic Single-slot Substitution Drill

1. She goes to school early.
2. She goes to school late.
3. I go to school late.

4. I go to school early.
5. He goes to school early.
6. He goes to school late.
7. He goes to school every day.
8. They go to school every day.

EXERCISE A8.6 **Intermediate Single-slot Substitution Drill**

1. She goes to school early. Repeat.
2. She goes to school early. Change: late.
3. She goes to school late. Change: I.
4. I go to school late. Change: he.
5. He goes to school late. Change: early.
6. He goes to school early. Change: they.
7. They go to school early. Change: every day.
8. They go to school every day. Change: she.

EXERCISE A8.7 **Basic Single-slot Substitution Drill**

1. I meet her at school.
2. I meet him at school.
3. They meet him at school.
4. I meet them at school.
5. She meets him at school.
6. She meets them at school.
7. He meets her at school.

EXERCISE A8.8 **Basic Single-slot Substitution Drill**

1. I leave my house at seven o'clock in the morning every day.
2. I leave my house at eight o'clock in the morning every day.
3. I leave my house at ten o'clock in the morning every day.
4. I leave my house at six o'clock in the morning every day.
5. I leave my house at nine o'clock in the morning every day.
6. I leave my house at eleven o'clock in the morning every day.
7. I leave my house at five o'clock in the morning every day.

EXERCISE A8.9

 Intermediate Single-slot Substitution Drill


1. I leave my house at seven o'clock in the morning every day. Repeat.
2. I leave my house at seven o'clock in the morning every day. Change: nine.
3. I leave my house at five o'clock in the morning every day. Change: six.
4. I leave my house at six o'clock in the morning every day. Change: eight.
5. I leave my house at eight o'clock in the morning every day. Change: nine.
6. I leave my house at nine o'clock in the morning every day. Change: evening.
7. I leave my house at nine o'clock in the evening every day. Change: weekly.

EXERCISE A8.10

 Question and Answer with Prompt Drill

1. Is five o'clock in the morning early?
Yes, five o'clock ...
2. Is four o'clock in the morning early?
Yes, four o'clock ...
3. Is ten o'clock in the evening late?
Yes, ten o'clock ...
4. Is ten o'clock in the evening early?
No, ten o'clock ...
5. I leave home at six o'clock in the morning; is it late?
No, it isn't ...
6. She goes to school at seven o'clock in the morning; is it early?
Yes, ...
7. He goes to school at seven o'clock in the morning; is it late?
No, it isn't ...

EXERCISE A8.P2

 Sound (phoneme) Identification Drill

Identify the sound of the underlined letter and put it in the correct column.

/i/

/i:/

1. early
2. week
3. meet
4. weekly
5. every
6. leave
7. green

This textbook uses pictures/photos from the free photo sites below.

Pixabay : <https://pixabay.com/>

Public Domain Pictures : <http://www.publicdomainpictures.net/>

Pexels : <https://www.pexels.com/>

Flickr : <https://www.flickr.com/>

Unsplash : <https://unsplash.com/>

GATAG (アタ) 素材集 : <http://01.gatag.net/>

写真AC : <https://www.photo-ac.com/>

イラストAC : <https://www.ac-illust.com/>

シルエットAC : <https://www.silhouette-ac.com/>

Google 画像検索 : <https://www.google.com/imghp?hl=ja>

Wikimedia Commons : https://commons.wikimedia.org/wiki/Main_Page

VOCABULARY

January	February	March	April	May	June	July
August	September	October	November	December	month	year

EXERCISE A9.1

 Repetition Drill

1. January is the first month of the year.
2. February is the second month of the year.
3. March is the third month of the year.
4. April is the fourth month of the year.
5. May is the fifth month of the year.
6. June is the sixth month of the year.
7. July is the seventh month of the year.
8. August is the eighth month of the year.
9. September is the ninth month of the year.
10. October is the tenth month of the year.
11. November is the eleventh month of the year.
12. December is the twelfth month of the year.

EXERCISE A9.2

 Question and Answer with Prompt Drill

1. Are there twelve months in a year?
Yes, there are ...
2. Is January the first month of the year?
Yes, January ...
3. Is February the second month of the year?
Yes, February ...
4. Is March the third month of the year?
Yes, March ...
5. Is April the fourth month of the year?
Yes, April ...
6. Is May the fifth month of the year?
Yes, May ...
7. Is June the sixth month of the year?
Yes, June ...

8. Is July the seventh month of the year?
Yes, July ...
9. Is August the eighth month of the year?
Yes, August ...
10. Is September the ninth month of the year?
Yes, September ...
11. Is October the tenth month of the year?
Yes, October ...
12. Is November the eleventh month of the year?
Yes, November ...
13. Is December the twelfth month of the year?
Yes, December ...

EXERCISE A9.3 **Intermediate Single-slot Substitution Drill**

1. It's the first day of the month. Repeat.
2. It's the first day of the month. Change: second.
3. It's the second day of the month. Change: tenth.
4. It's the tenth day of the month. Change: fifth.
5. It's the fifth day of the month. Change: seventh.
6. It's the seventh day of the month. Change: fourth.
7. It's the fourth day of the month. Change: eighth.

EXERCISE A9.4 **Repetition Drill**

1. There are twelve months in one year.
2. The first month is January.
3. The second month is February.
4. The third month is March.
5. The fourth month is April.
6. The fifth month is May.
7. The sixth month is June.
8. The seventh month is July.
9. The eighth month is August.
10. The ninth month is September.
11. The tenth month is October.
12. The eleventh month is November.
13. The twelfth month is December.

EXERCISE A9.5

 Inflection Drill

1. The first month is January. Repeat.
2. The first month is January. Change: February.
3. The second month is February. Change: March.
4. The third month is March. Change: April.
5. The fourth month is April. Change: May.
6. The fifth month is May. Change: June.
7. The sixth month is June. Change: July.
8. The seventh month is July. Change: August.
9. The eighth month is August. Change: September.
10. The ninth month is September. Change: October.
11. The tenth month is October. Change: November.
12. The eleventh month is November. Change: December.

EXERCISE A9.6

 Question and Answer Drill

1. Are there twelve months in a year?
2. Is January the first month of the year?
3. Is February the second month of the year?
4. Is March the third month of the year?
5. Is April the fourth month of the year?
6. Is May the fifth month of the year?
7. Is June the sixth month of the year?
8. Is July the seventh month of the year?
9. Is August the eighth month of the year?
10. Is September the ninth month of the year?
11. Is October the tenth month of the year?
12. Is November the eleventh month of the year?
13. Is December the twelfth month of the year?

EXERCISE A9.7

 Question and Answer with Prompt Drill

1. February is the month before March; is it right?
Yes, February ...
2. October is the month after November; is it right?
No, October ...
3. October is the month before November; is it right?
Yes, October ...
4. Is January the last month of the year?
No, January ...

5. Is December the first month of the year?
No, December ...
6. Is May the fifth month of the year?
Yes, May ...
7. Is June the seventh month of the year?
No, June ...

EXERCISE A9.P1

 Pronunciation Repetition Drill

Pronounce the words.

1. January
2. February
3. March
4. April
5. May
6. June
7. July
8. August
9. September
10. October
11. November
12. December
13. month
14. year

This textbook uses pictures/photos from the free photo sites below.

Pixabay : <https://pixabay.com/>

Public Domain Pictures : <http://www.publicdomainpictures.net/>

Pexels : <https://www.pexels.com/>

Flickr : <https://www.flickr.com/>

Unsplash : <https://unsplash.com/>

GATAG (ガタガ) 素材集 : <http://01.gatag.net/>

写真AC : <https://www.photo-ac.com/>

イラストAC : <https://www.ac-illust.com/>

シルエットAC : <https://www.silhouette-ac.com/>

Google 画像検索 : <https://www.google.com/imghp?hl=ja>

Wikimedia Commons : https://commons.wikimedia.org/wiki/Main_Page

EXERCISE A REV3.1



Reading Exercise

1. There are sixty seconds in one minute.
2. There are sixty minutes in one hour.
3. There are twenty-four hours in one day.
4. It's five o'clock now.
5. The time now is five o'clock.
6. It's seven o'clock now.
7. It's eight o'clock in the morning.
8. It's three o'clock in the afternoon.
9. It's eight o'clock in the evening.
10. It's eight o'clock at night.
11. The time now is ten o'clock in the morning.

EXERCISE A REV3.2



Reading Exercise

1. It's four o'clock in the morning; it's early.
2. It's eleven o'clock in the evening; it's late.
3. I go to school at seven o'clock everyday.
4. I leave my house at seven o'clock everyday.
5. I go to their house at ten o'clock weekly.
6. I meet him at school.
7. She leaves the school at five o'clock.
8. She comes home at seven o'clock in the evening.

EXERCISE A REV3.3



Reading Exercise

1. It's five o'clock now.
2. It's two o'clock now.
3. It's six o'clock now.
4. It's nine o'clock now.
5. It's eleven o'clock now.
6. It's twelve o'clock now.
7. It's one o'clock now.
8. It's four o'clock now.

EXERCISE A REV3.4

 Repetition Drill

1. January is the first month of the year.
2. February is the second month of the year.
3. March is the third month of the year.
4. April is the fourth month of the year.
5. May is the fifth month of the year.
6. June is the sixth month of the year.
7. July is the seventh month of the year.
8. August is the eighth month of the year.
9. September is the ninth month of the year.
10. October is the tenth month of the year.
11. November is the eleventh month of the year.
12. December is the twelfth month of the year.

EXERCISE A REV3.5

 Consonant Pronunciation Drill

Pronounce the words.

1. morning /m/
2. night /n/
3. minute /m/
4. number /n/
5. nine /n/
6. Monday /m/

EXERCISE A REV3.6

 Basic Single-slot Substitution Drill

1. It's five o'clock now.
2. It's two o'clock now.
3. It's six o'clock now.
4. It's nine o'clock now.
5. It's eleven o'clock now.
6. It's twelve o'clock now.
7. It's one o'clock now.
8. It's four o'clock now.

EXERCISE A REV3.7

 Pronunciation Repetition Drill

Pronounce the words.

1. morning
2. Monday
3. mirror
4. time
5. minute
6. hour
7. afternoon
8. evening
9. night
10. clock
11. o'clock
12. second

EXERCISE A REV3.8

 Vowel Pronunciation Drill

Pronounce the words.

1. early /i/
2. week /i:/
3. weekly /i/
4. leave /i:/
5. every /i/

EXERCISE A REV3.9

 Question and Answer with Prompt Drill

1. Are there twelve months in a year?
Yes, there are ... **twelve months in a year.**
2. Is January the first month of the year?
Yes, January ... **is the first month of the year.**
3. Is February the second month of the year?
Yes, February ... **is the second month of the year.**
4. Is March the third month of the year?
Yes, March ... **is the third month of the year.**
5. Is April the fourth month of the year?
Yes, April ... **is the fourth month of the year.**

6. Is May the fifth month of the year?
Yes, May ... *is the fifth month of the year.*
7. Is June the sixth month of the year?
Yes, June ... *is the sixth month of the year.*
8. Is July the seventh month of the year?
Yes, July ... *is the seventh month of the year.*
9. Is August the eighth month of the year?
Yes, August ... *is the eighth month of the year.*
10. Is September the ninth month of the year?
Yes, September ... *is the ninth month of the year.*
11. Is October the tenth month of the year?
Yes, October ... *is the tenth month of the year.*
12. Is November the eleventh month of the year?
Yes, November ... *is the eleventh month of the year.*
13. Is December the twelfth month of the year?
Yes, December ... *is the twelfth month of the year.*


EXERCISE A REV3.10



Mixed Drill

1. It's eight o'clock. Repeat.
2. It's eight o'clock. Add: in the morning.
It's eight o'clock in the morning.
3. It's eight o'clock in the morning. Change: ten.
It's ten o'clock in the morning.
4. It's ten o'clock in the morning. Change: evening.
It's ten o'clock in the evening.
5. It's ten o'clock in the evening. Change: eleven.
It's eleven o'clock in the evening.
6. It's eleven o'clock in the evening. Change: morning.
It's eleven o'clock in the morning.
7. It's eleven o'clock in the morning. Change: six.
It's six o'clock in the morning.
8. It's six o'clock in the morning. Change: four.
It's four o'clock in the morning.
9. It's four o'clock in the morning. Change: afternoon.
It's four o'clock in the afternoon.
10. It's four o'clock in the afternoon. Change: five.
It's five o'clock in the afternoon.

EXERCISE A REV3.11

 Sound (phoneme) Identification Drill

Identify the sound of the underlined letter/s and put the word in the correct column.

	/i/	/i:/
1. early	•	
2. <u>w</u> ee <u>k</u>		•
3. <u>m</u> ee <u>t</u>		•
4. <u>w</u> ee <u>k</u> ly	•	
5. <u>e</u> very	•	
6. <u>l</u> eave		•
7. <u>g</u> reen		•

EXERCISE A REV3.12

 Intermediate Single-slot Substitution Drill

1. It's the first day of the month. Repeat.
2. It's the first day of the month. Change: second.
It's the second day of the month.
3. It's the second day of the month. Change: tenth.
It's the tenth day of the month.
4. It's the tenth day of the month. Change: fifth.
It's the fifth day of the month.
5. It's the fifth day of the month. Change: seventh.
It's the seventh day of the month.
6. It's the seventh day of the month. Change: fourth.
It's the fourth day of the month.
7. It's the fourth day of the month. Change: eighth.
It's the eighth day of the month.

EXERCISE A REV3.13

 Pronunciation Repetition Drill

Pronounce the words.

1. January
2. February
3. March
4. April
5. May

6. June
7. July
8. August
9. September
10. October
11. November
12. December
13. month
14. year

EXERCISE A REV3.14

 Question and Answer with Prompt Drill

1. Is five o'clock in the morning early?
Yes, five o'clock ... **in the morning is early.**
2. Is four o'clock in the morning early?
Yes, four o'clock ... **in the morning is early.**
3. Is ten o'clock in the evening late?
Yes, ten o'clock ... **in the evening is late.**
4. Is ten o'clock in the evening early?
No, ten o'clock ... **in the evening isn't early; it's late.**
5. I leave home at six o'clock in the morning; is it late?
No, it isn't ... **late; it's early.**
6. She goes to school at seven o'clock in the morning; is it early?
Yes, ... **it's early.**
7. He goes to school at seven o'clock in the morning; is it late?
No, it isn't ... **late; it's early.**

EXERCISE A REV3.15

 Writing Exercise

1. Is June the seventh month of the year?
2. There are twelve months in one year.
3. The tenth month is October.
4. Are there thirty hours in one day?
5. The time on my watch is ten o'clock.

This textbook uses pictures/photos from the free photo sites below.

Pixabay : <https://pixabay.com/>

Public Domain Pictures : <http://www.publicdomainpictures.net/>

Pexels : <https://www.pexels.com/>

Flickr : <https://www.flickr.com/>

Unsplash : <https://unsplash.com/>

GATAG图片素材 : <http://01.gatag.net/>

写真AC : <https://www.photo-ac.com/>

イラストAC : <https://www.ac-illust.com/>

シルエットAC : <https://www.silhouette-ac.com/>

Google 画像検索 : <https://www.google.com/imghp?hl=ja>

Wikimedia Commons : https://commons.wikimedia.org/wiki/Main_Page

VOCABULARY

season

spring

summer

fall

winter

America

EXERCISE A10.1

 Repetition Drill

1. The four seasons of the year are spring, summer, fall and winter.
2. It's spring now.
3. It's summer now.
4. It's fall now.
5. It's winter now.

EXERCISE A10.P1

 Pronunciation Repetition Drill

Please repeat after me.

1. season
2. summer
3. winter
4. fall
5. spring

EXERCISE A10.2

 Repetition Drill

1. In America, it's spring in March.
2. In America, it's summer in June.
3. In America, it's fall in September.
4. In America, it's winter in December.

EXERCISE A10.3

 Question and Answer with Prompt Drill

1. In America, is it summer in June?
Yes, ...
2. In America, is it spring in March?
Yes, ...
3. In America, is it fall in September?
Yes, ...
4. In America, is it winter in December?
Yes, ...
5. Are there four seasons in a year?
Yes, there are ...

EXERCISE A10.4

 Question and Answer Drill

1. Is it summer in June in America?
2. Is it spring in March?
3. Is it fall in September?
4. Is it winter in December?
5. Are there four seasons in a year?

EXERCISE A10.5

 Question and Answer with Prompt Drill

1. Is it summer in March?
No, it isn't summer ...
2. Is it winter in June?
No, it isn't winter ...
3. Is it fall in December?
No, it isn't fall ...
4. Is it spring in September?
No, it isn't spring ...
5. Are there six seasons in a year?
No, there aren't ...

EXERCISE A10.6

 Question and Answer Drill

1. Is it summer in March?
2. Is it winter in June?
3. Is it fall in December?
4. Is it spring in September?
5. Are there six seasons in a year?

EXERCISE A10.7

 Mixed Drill

1. It's spring. Repeat.
2. It's spring. Add: in March.
3. It's spring in March. Change: summer.
4. It's summer in June. Change: fall.
5. It's fall in September. Change: winter.

This textbook uses pictures/photos from the free photo sites below.

Pixabay : <https://pixabay.com/>

Public Domain Pictures : <http://www.publicdomainpictures.net/>

Pexels : <https://www.pexels.com/>

Flickr : <https://www.flickr.com/>

Unsplash : <https://unsplash.com/>

GATAG | ガタガタ 素材集 : <http://01.gatag.net/>

写真AC : <https://www.photo-ac.com/>

イラストAC : <https://www.ac-illust.com/>

シルエットAC : <https://www.silhouette-ac.com/>

Google 画像検索 : <https://www.google.com/imghp?hl=ja>

Wikimedia Commons : https://commons.wikimedia.org/wiki/Main_Page

VOCABULARY

Greetings	good	bad	hello	hi	name
beginning	goodbye	bye	lesson	end	Thank you

EXERCISE A11.1

 Repetition Drill

1. We say good morning in the morning.
2. We say good afternoon in the afternoon.
3. We say good evening in the evening.
4. What's your name?
5. My name is _____. (*teacher's name*)
6. You say good morning to me at the beginning of the lesson.
7. You say goodbye at the end of the lesson.
8. My day is good.
9. My day is not bad; it's good.
10. Her day is not bad; it's good.

EXERCISE A11.P1

 Pronunciation Repetition Drill

Pronounce the words.

1. greetings
2. good
3. bad
4. name
5. hello
6. lesson
7. beginning
8. end
9. goodbye
10. thank you
11. morning
12. afternoon
13. evening
14. night

EXERCISE A11.2

 Dialogue

- A: Hello, good morning!
B: Hi, good morning too!
A: My name's _____. What's your name?
B: My name's _____ .
A: How are you today?
B: I'm fine. Thank you!

EXERCISE A11.3

 Repetition Drill

1. What's his name?
2. His name is John.
3. He says good morning to me at the beginning of the lesson.
4. He says goodbye to me at the end of the lesson.
5. We say good morning at 6:00 in the morning.
6. We say good afternoon at 3:00 in the afternoon.
7. We say good evening at 7:00 in the evening.
8. Your day is good; it is not bad.

EXERCISE A11.4

 Dialogue

- A: Hello, good evening!
B: Hi, good evening too!
A: My name's _____. What's your name?
B: My name's _____ .
A: How are you ?
B: I'm good. Thank you!

EXERCISE A11.5

 Basic Sentence Expansion Drill

1. Jenn says good morning.
2. Jenn says good morning to me.
3. Jenn says good morning to me at 8:00.
4. Jenn says good morning to me at 8:00 in the morning.

EXERCISE A11.6

 Basic Sentence Expansion Drill

1. Joy says good afternoon.
2. Joy says good afternoon to me.
3. Joy says good afternoon to me at 4:00.
4. Joy says good afternoon to me at 4:00 in the afternoon.

EXERCISE A11.7

 Dialogue

- A: Hello, good afternoon!
B: Hi, good afternoon too!
A: How is your day today?
B: My day is bad. How about your day?
A: My day is good.

EXERCISE A11.8

 Mixed Drill

1. John says good evening. Repeat.
2. John says good evening. Change: morning.
3. John says good morning. Change: afternoon.
4. John says good afternoon. Add: to me.
5. John says good afternoon to me. Change: he.
6. He says good afternoon to me. Change: goodbye.
7. He says goodbye to me. Add: at the end of the lesson.
8. He says goodbye to me at the end of the lesson. Change: they.

EXERCISE A11.9

 Question and Answer Drill

1. How are you today?
2. Is her day fine?
3. Is his day good?
4. Is his day bad?
5. Is your day bad?
6. Is her day bad?
7. Do you say good morning to me at the beginning of the lesson?
8. Do you say goodbye to me at the end of the lesson?

This textbook uses pictures/photos from the free photo sites below.

Pixabay : <https://pixabay.com/>
Public Domain Pictures : <http://www.publicdomainpictures.net/>
Pexels : <https://www.pexels.com/>
Flickr : <https://www.flickr.com/>

Unsplash : <https://unsplash.com/>
GATAG (ガタガ) 素材集 : <http://01.gatag.net/>
写真AC : <https://www.photo-ac.com/>
イラストAC : <https://www.ac-illust.com/>

シルエットAC : <https://www.silhouette-ac.com/>
Google 画像検索 : <https://www.google.com/imghp?hl=ja>
Wikimedia Commons : https://commons.wikimedia.org/wiki/Main_Page

VOCABULARY

ask	carry	bring	own	pull	push	knock
door	open	close	walk	swim	home	school

EXERCISE A12.1

 Repetition Drill

1. This is my pen.
2. I own this pen.
3. He brings my bag home.
4. He carries my bag to school.
5. She pulls the door.
6. I push the door.
7. I knock on the door.
8. She opens the door.
9. I close the door.
10. I swim weekly.
11. I walk to school every day.
12. She asks my name.

EXERCISE A12.2

 Basic Single-slot Substitution Drill

1. I own a pen.
2. I own a pencil.
3. She owns a pencil.
4. She owns a book.
5. They own a book.
6. They own a computer.
7. He owns a computer.
8. He owns a watch.

EXERCISE A12.3

 Intermediate Single-slot Substitution Drill

1. I own a pen. Repeat.
2. I own a pen. Change: pencil.
3. I own a pencil. Change: book.
4. I own a book. Change: computer.
5. I own a computer. Change: watch.
6. I own a watch. Change: she.
7. She owns a watch. Change: he.
8. He owns a watch. Change: bag
9. He owns a bag. Change: ball.
10. He owns a ball. Change: I.

EXERCISE A12.4

 Intermediate Single-slot Substitution Drill

1. I knock on the door. Repeat.
2. I knock on the door. Change: pull.
3. I pull the door. Change: push.
4. I push the door. Change: open.
5. I open the door. Change: close.
6. I close the door. Change: they.
7. They close the door. Change: knock.
8. They knock on the door. Change: she.

EXERCISE A12.5

 Repetition Drill

1. This is my book.
2. I own this book.
3. They bring my bags.
4. They carry my bags to school.
5. I pull the door.
6. She pushes the door.
7. They knock on the door.
8. They open the door.
9. She closes the door.
10. He swims weekly.
11. She walks to school every day.
12. They ask her name.

EXERCISE A12.6

 Intermediate Single-slot Substitution Drill

1. She walks to school every day. Repeat.
2. She walks to school every day. Change: he.
3. He walks to school every day. Change: they.
4. They walk to school every day. Change: I.
5. I walk to school every day. Change: she.

EXERCISE A12.7

 Basic Single-slot Substitution Drill

1. I swim every day.
2. I swim weekly.
3. She swims weekly.
4. He swims weekly.
5. They swim weekly.
6. They swim every day.
7. They swim every morning.
8. They swim every night.

EXERCISE A12.8

 Intermediate Single-slot Substitution Drill

1. I swim every day. Repeat.
2. I swim every day. Change: weekly.
3. I swim weekly. Change: she.
4. She swims weekly. Change: he.
5. He swims weekly. Change: they.
6. They swim weekly. Change: every day.
7. They swim every day. Change: every morning.
8. They swim every morning. Change: evening.

EXERCISE A12.9

 Mixed Drill

1. They bring my bags. Repeat.
2. They bring my bags. Change: she.
3. She brings my bags. Change: carry.
4. She carries my bags. Change: they.
5. They carry my bags. Add: to school.

6. They carry my bags to school. Change: he.
7. He carries my bags to school. Change: I.
8. I carry my bags to school. Add: every day.
9. I carry my bags to school every day. Change: books.
10. I carry my books to school every day. Change: he.

EXERCISE A12.10

 Basic Single-slot Substitution Drill

1. She asks my name.
3. He asks my name.
4. They ask my name.
5. They ask your name.
6. They ask his name.
7. They ask her name.
8. She asks her name.

EXERCISE A12.11

 Mixed Drill

1. He carries my bag. Repeat.
2. He carries my bag. Change: book.
3. He carries my book. Add: to school.
4. He carries my book to school. Add: three.
5. He carries my three books to school. Change: they.
6. They carry my three books to school. Change: I.
7. I carry my three books to school. Change: bags.
8. I carry my three bags to school. Add: every day.

EXERCISE A12.P1

 Pronunciation Repetition Drill

Pronounce the words.

1. carry
2. pull
3. push
4. knock
5. open
6. close
7. walk
8. swim
9. ask
10. bring
11. own
12. door

This textbook uses pictures/photos from the free photo sites below.

Pixabay : <https://pixabay.com/>
 Public Domain Pictures : <http://www.publicdomainpictures.net/>
 Pexels : <https://www.pexels.com/>
 Flickr : <https://www.flickr.com/>
 Unsplash : <https://unsplash.com/>
 GATAG (ガタガ) 素材集 : <http://01.gatag.net/>
 写真AC : <https://www.photo-ac.com/>
 イラストAC : <https://www.ac-illust.com/>
 シルhouette AC : <https://www.silhouette-ac.com/>
 Google 画像検索 : <https://www.google.com/imghp?hl=ja>
 Wikimedia Commons : https://commons.wikimedia.org/wiki/Main_Page

EXERCISE A REV4.1



Reading Exercise

1. The four seasons of the year are spring, summer, fall and winter.
2. It's spring now.
3. It's summer now.
4. It's fall now.
5. It's winter now.

EXERCISE A REV4.2



Reading Exercise

1. In America, it's spring in March.
2. In America, it's summer in June.
3. In America, it's fall in September.
4. In America, it's winter in December.

EXERCISE A REV4.3



Reading Exercise

1. We say good morning in the morning.
2. We say good afternoon in the afternoon.
3. We say good evening in the evening.
4. What's your name?
5. My name is _____. (teacher's name)
6. You say good morning to me at the beginning of the lesson.
7. You say goodbye at the end of the lesson.
8. My day is good.
9. My day is not bad; it's good.
10. Her day is not bad; it's good.

EXERCISE A REV4.4



Pronunciation Repetition Drill

Pronounce the words.

1. greetings
2. good
3. bad
4. name
5. hello
6. lesson
7. beginning

8. end
9. goodbye
10. thank you
11. morning
12. afternoon
13. evening
14. night

EXERCISE A REV4.5



Repetition Drill

1. This is my pen.
2. I own this pen.
3. He brings my bag home.
4. He carries my bag to school.
5. She pulls the door.
6. I push the door.
7. I knock on the door.
8. She opens the door.
9. I close the door.
10. I swim weekly.
11. I walk to school everyday.
12. She asks my name.

EXERCISE A REV4.6



Intermediate Single-slot Substitution Drill

1. I own a pen. Repeat.
2. I own a pen. Change: pencil.
I own a pencil.
3. I own a pencil. Change: book.
I own a book.
4. I own a book. Change: computer.
I own a computer.
5. I own a computer. Change: watch.
I own a watch.
6. I own a watch. Change: she owns.
She owns a watch.
7. She owns a watch. Change: he.
He owns a watch.
8. He owns a watch. Change: bag.
He owns a bag.
9. He owns a bag. Change: ball.
He owns a ball.
10. He owns a ball. Change: I own.
I own a ball.

EXERCISE A REV4.7



Question and Answer with Prompt Drill

1. In America, is it summer in June?
Yes, ... **in America, it's summer in June.**
2. In America, is it spring in March?
Yes, ... **in America, it's spring in March.**
3. In America, is it fall in September?
Yes, ... **in America, it's fall in September.**
4. In America, is it winter in December?
Yes, ... **in America, it's winter in December.**
5. Are there four seasons in a year?
Yes, there are ... **four seasons in a year.**

EXERCISE A REV4.8



Mixed Drill

1. John says good evening. Repeat.
2. John says good evening. Change: morning.
John says good morning.
3. John says good morning. Change: afternoon.
John says good afternoon.
4. John says good afternoon. Add: to me.
John says good afternoon to me.
5. John says good afternoon to me. Change: he.
He says good afternoon to me.
6. He says good afternoon to me. Change: goodbye.
He says goodbye to me.
7. He says goodbye to me. Add: at the end of the lesson.
He says goodbye to me at the end of the lesson.
8. He says goodbye to me at the end of the lesson. Change: they.
They say goodbye to me at the end of the lesson.

EXERCISE A REV4.9



Pronunciation Repetition Drill

Pronounce the words.

1. season
2. summer
3. winter
4. fall
5. spring

EXERCISE A REV4.10

 Intermediate Single-slot Substitution Drill

1. She walks to school everyday. Repeat.
2. She walks to school everyday. Change: he.
He walks to school everyday.
3. He walks to school everyday. Change: they.
They walk to school everyday.
4. They walk to school everyday. Change: I.
I walk to school everyday.
5. I walk to school everyday. Change: she.
She walks to school everyday.

EXERCISE A REV4.11

 Intermediate Single-slot Substitution Drill

1. I swim everyday. Repeat.
2. I swim everyday. Change: weekly.
I swim weekly.
3. I swim weekly. Change: she.
She swims weekly.
4. She swims weekly. Change: he.
He swims weekly.
5. He swims weekly. Change: they.
They swim weekly.
6. They swim weekly. Change: everyday.
They swim everyday.
7. They swim everyday. Change: every morning.
They swim every morning.
8. They swim every morning. Change: evening.
They swim every evening.

EXERCISE A REV4.12

 Pronunciation Repetition Drill

Pronounce the words.

1. carry
2. pull
3. push
4. knock
5. open
6. close
7. walk
8. swim
9. ask
10. bring
11. own
12. door

EXERCISE A REV4.13

 Mixed Drill

1. It's spring. Repeat.
2. It's spring. Add: in March.
It's spring in March.
3. It's spring in March. Change: summer.
It's summer in June.
4. It's summer in June. Change: fall.
It's fall in September.
5. It's fall in September. Change: winter.
It's winter in December.

EXERCISE A REV4.14

 Question and Answer Drill

1. How are you today?
I'm fine today.
2. Is her day fine?
Yes, her day is fine.
3. Is his day good?
Yes, his day is good.
4. Is his day bad?
Yes, his day is bad.
5. Is your day bad?
No, my day is not bad; it's good.
6. Is her day bad?
No, her day is not bad; it's good.
7. Do you say good morning to me at the beginning of the lesson?
Yes, I say good morning to you at the beginning of the lesson.
8. Do you say goodbye to me at the end of the lesson?
Yes, I say goodbye to you at the end of the lesson.

EXERCISE A REV4.15

 Writing Exercise

1. He says good morning to me at the beginning of the lesson.
2. He swims weekly.
3. Do you say good morning to me at the beginning of the lesson?
4. Is it spring in September?
5. It's summer now.
6. What's his name?

This textbook uses pictures/photos from the free photo sites below.

Pixabay : <https://pixabay.com/>

Public Domain Pictures : <http://www.publicdomainpictures.net/>

Pexels : <https://www.pexels.com/>

Flickr : <https://www.flickr.com/>

Unsplash : <https://unsplash.com/>

GATAG | ガタガタ 素材集 : <http://01.gatag.net/>

写真AC : <https://www.photo-ac.com/>

イラストAC : <https://www.ac-illust.com/>

シルエットAC : <https://www.silhouette-ac.com/>

Google 画像検索 : <https://www.google.com/imghp?hl=ja>

Wikimedia Commons : https://commons.wikimedia.org/wiki/Main_Page

VOCABULARY

picture	phone	cellphone	money	purse	wallet
radio	soap	milk	message	news	newspaper

GRAMMAR FOCUS

Existential Statements

We use the following structure to say that something exists:
There is _____.

For example,
There is a book here.
There is a radio there.

We use the following structure to say that something is present:
This is _____.

For example,
This is a book.
This is a radio.

EXERCISE A13.1

 Repetition Drill

1. This is a picture.
2. This is a phone.
3. This is a cellphone.
4. There is money in my purse.
5. This is a wallet.
6. There is money in his wallet.
7. This is soap.
8. This is a radio.
9. There is a box of milk on the table.
10. There's a newspaper on the table.
11. I listen to the news every day.
12. There's a message on my phone.

EXERCISE A13.2

 Basic Single-slot Substitution Drill

1. There is a newspaper on the table.
2. There is a cellphone on the table.
3. There is a phone on the table.
4. There is soap on the table.
5. There is a wallet on the table.
6. There is a purse on the table.
7. There is a picture on the table.
8. There is a radio on the table.
9. There is a box of milk on the table.
10. There is money on the table.

EXERCISE A13.P1

 Pronunciation Repetition Drill

Pronounce the words.

1. picture
2. phone
3. cellphone
4. money
5. purse
6. wallet
7. radio
8. soap
9. milk
10. message
11. news
12. newspaper

EXERCISE A13.3

 Mixed Drill

1. There is a newspaper. Repeat.
2. There is a newspaper. Add: on the table.
3. There is a newspaper on the table. Change: phone.
4. There is a phone on the table. Change: cellphone.
5. There is a cellphone on the table. Change: soap.
6. There is soap on the table. Change: purse.
7. There is a purse on the table. Change: wallet.
8. There is a wallet on the table. Change: picture.
9. There is a picture on the table. Change: radio.
10. There is a radio on the table. Change: money.

EXERCISE A13.4



Question and Answer with Prompt Drill

1. Is there news in a newspaper?
Yes, there's news ...
2. Is there a message on your phone?
Yes, there is ...
3. Are there messages on your phone?
Yes, there are ...
4. Is there a pen on the table?
Yes, there is ...
5. Are there books on the table?
Yes, there are ...

EXERCISE A13.5



Repetition Drill

1. There are two newspapers on the table.
2. There are three cellphones on the table.
3. There are three phones on the table.
4. There are two wallets on the table.
5. There are two purses on the table.
6. There are five pictures on the table.
7. There are two radios on the table.
8. There are two messages on my phone.

EXERCISE A13.6



Mixed Drill

1. There are newspapers. Repeat.
2. There are newspapers. Add: two.
3. There are two newspapers. Add: on the table.
4. There are two newspapers on the table. Change: phones.
5. There are two phones on the table. Change: wallets.
6. There are two wallets on the table. Change: purses.
7. There are two purses on the table. Change: pictures.
8. There are two pictures on the table. Change: three.
9. There are three pictures on the table. Change: watches.
10. There are three watches on the table. Change: cellphones.

EXERCISE A13.7

 Question and Answer with Prompt Drill

1. Is there a cellphone on the table?
Yes, there is ...
2. Are there two cellphones on the table?
Yes, there are ...
3. Is there a picture on the table?
Yes, there is ...
4. Are there three pictures on the table?
Yes, there are ...
5. Are there two newspapers on the table?
Yes, there are ...
6. Is there a wallet on the table?
Yes, there is ...
7. Is there a purse on the table?
Yes, there is ...

EXERCISE A13.8

 Question and Answer Drill

1. Is there a cellphone on the table?
2. Are there two cellphones on the table?
3. Is there a picture on the table?
4. Are there three pictures on the table?
5. Are there two newspapers on the table?
6. Is there a wallet on the table?

This textbook uses pictures/photos from the free photo sites below.

Pixabay : <https://pixabay.com/>

Public Domain Pictures : <http://www.publicdomainpictures.net/>

Pexels : <https://www.pexels.com/>

Flickr : <https://www.flickr.com/>

Unsplash : <https://unsplash.com/>

GATAG | フォト素材集 : <http://01.gatag.net/>

写真AC : <https://www.photo-ac.com/>

イラストAC : <https://www.ac-illust.com/>

シルエットAC : <https://www.silhouette-ac.com/>

Google 画像検索 : <https://www.google.com/imghp?hl=ja>

Wikimedia Commons : https://commons.wikimedia.org/wiki/Main_Page

VOCABULARY

divide

cut

break

cover (n)

cover (v)

run

EXERCISE A14.1



Repetition Drill

1. I divide the sheet of paper into two.
2. I cut the sheet of paper into two.
3. I break my pen.
4. I cover my watch with my hand.
5. The noun of the verb “cover” is “cover”.
6. She runs every day.

EXERCISE A14.P1



Pronunciation Repetition Drill

Pronounce the words.

1. divide
2. cut
3. break
4. cover
5. run

EXERCISE A14.2



Basic Sentence Expansion Drill

1. I divide the paper.
2. I divide the paper into two.
3. I divide the sheet of paper into two.
4. I divide and cut the sheet of paper into two.

EXERCISE A14.3

 Basic Single-slot Substitution Drill

1. She divides the paper into two.
2. I divide the paper into two.
3. He divides the paper into two.
4. They divide the paper into two.
5. They divide the paper into four.

EXERCISE A14.4

 Intermediate Single-slot Substitution Drill

1. She divides the paper into two. Repeat.
2. She divides the paper into two. Change: he.
3. He divides the paper into two. Change: I.
4. I divide the paper into two. Change: she.
5. She divides the paper into two. Change: cut.
6. She cuts the paper into two. Change: they.
7. They cut the paper into two. Change: four.

EXERCISE A14.5

 Basic Single-slot Substitution Drill

1. I break my pen.
2. I break my blue pen.
3. I break my blue and black pens.
4. I break my two blue and black pens.

EXERCISE A14.6

 Repetition Drill

1. I break my pen.
2. She breaks her watch.
3. I cover my book.
4. The cover of my book is brown.
5. They cut the sheet of paper into two.
6. She divides the sheet of paper into two.

EXERCISE A14.7

 Basic Sentence Expansion Drill

1. My book has a cover.
2. My book has a blue cover.
3. My two books have blue covers.
4. My two books have blue and grey covers.

EXERCISE A14.8

 Mixed Drill

1. My book has a cover. Repeat.
2. My book has a cover. Add: blue.
3. My book has a blue cover. Change: grey.
4. My book has a grey cover. Change: his.
5. His book has a grey cover. Change: her.
6. Her book has a grey cover. Add: two.
7. Her two books have grey covers. Change: red.

EXERCISE A14.9

 Mixed Drill

1. I walk to school. Repeat.
2. I walk to school. Add: every day.
3. I walk to school every day. Change: she.
4. She walks to school every day. Change: they.
5. They walk to school every day. Change: run.
6. They run to school every day. Change: she.
7. She runs to school every day. Change: I.
8. I run to school every day. Change: every morning.
9. I run to school every morning. Change: afternoon.
10. I run to school every afternoon. Change: he.

This textbook uses pictures/photos from the free photo sites below.

Pixabay : <https://pixabay.com/>

Public Domain Pictures : <http://www.publicdomainpictures.net/>

Pexels : <https://www.pexels.com/>

Flickr : <https://www.flickr.com/>

Unsplash : <https://unsplash.com/>

GATAG | ガタガタ 素材集 : <http://01.gatag.net/>

写真AC : <https://www.photo-ac.com/>

イラストAC : <https://www.ac-illust.com/>

シルエットAC : <https://www.silhouette-ac.com/>

Google 画像検索 : <https://www.google.com/imghp?hl=ja>

Wikimedia Commons : https://commons.wikimedia.org/wiki/Main_Page

EXERCISE A REV5.1



Reading Exercise

1. I divide the sheet of paper into two.
2. I cut the sheet of paper into two.
3. I break my pen.
4. I cover my watch with my hand.
5. The noun of the verb “cover” is “cover”.
6. She runs everyday.

EXERCISE A REV5.2



Reading Exercise

1. I divide the paper.
2. I divide the paper into two.
3. I divide the sheet of paper into two.
4. I divide and cut the sheet of paper into two.

EXERCISE A REV5.3



Reading Exercise

1. There is a newspaper on the table.
2. There is a cellphone on the table.
3. There is a phone on the table.
4. There is soap on the table.
5. There is a wallet on the table.
6. There is a purse on the table.
7. There is a picture on the table.
8. There is a radio on the table.
9. There is a box of milk on the table.
10. There is money on the table.

EXERCISE A REV5.4



Repetition Drill

1. This is a picture.
2. This is a phone.
3. This is a cellphone.
4. There is money in my purse.
5. This is a wallet.
6. There is money in his wallet.
7. This is soap.
8. This is a radio.

9. There is a box of milk on the table.
10. There's a newspaper on the table.
11. I listen to the news every day.
12. There's a message on my phone.

EXERCISE A REV5.5 **Basic Sentence Expansion Drill**

1. My book has a cover.
2. My book has a blue cover.
3. My two books have blue covers.
4. My two books have blue and grey covers.

EXERCISE A REV5.6 **Pronunciation Repetition Drill**

Pronounce the words.

1. picture
2. phone
3. cellphone
4. money
5. purse
6. wallet
7. radio
8. soap
9. milk
10. message
11. news
12. newspaper

EXERCISE A REV5.7 **Basic Single-slot Substitution Drill**

1. She divides the paper into two.
2. I divide the paper into two.
3. He divides the paper into two.
4. They divide the paper into two.
5. They divide the paper into four.

EXERCISE A REV5.8



Mixed Drill

1. My book has a cover. Repeat.
2. My book has a cover. Add: blue.
My book has a blue cover.
3. My book has a blue cover. Change: grey.
My book has a grey cover.
4. My book has a grey cover. Change: his.
His book has a grey cover.
5. His book has a grey cover. Change: her.
Her book has a grey cover.
6. Her book has a grey cover. Add: two.
Her two books have grey covers.
7. Her two books have grey covers. Change: red.
Her two books have red covers.

EXERCISE A REV5.9



Intermediate Single-slot Substitution Drill

1. She divides the paper into two. Repeat.
2. She divides the paper into two. Change: he.
He divides the paper into two.
3. He divides the paper into two. Change: I.
I divide the paper into two.
4. I divide the paper into two. Change: she.
She divides the paper into two.
5. She divides the paper into two. Change: cut.
She cuts the paper into two.
6. She cuts the paper into two. Change: they.
They cut the paper into two.
7. They cut the paper into two. Change: four.
They cut the paper into four.

EXERCISE A REV5.10



Mixed Drill

1. There is a newspaper. Repeat.
2. There is a newspaper. Add: on the table.
There is a newspaper on the table.
3. There is a newspaper on the table. Change: phone.
There is a phone on the table.
4. There is a phone on the table. Change: cellphone.
There is a cellphone on the table.
5. There is a cellphone on the table. Change: soap.
There is soap on the table.

6. There is soap on the table. Change: purse.
There is a purse on the table.
7. There is a purse on the table. Change: wallet.
There is a wallet on the table.
8. There is a wallet on the table. Change: picture.
There is a picture on the table.
9. There is a picture on the table. Change: radio.
There is a radio on the table.
10. There is a radio on the table. Change: money.
There is money on the table.

EXERCISE A REV5.11



Mixed Drill

1. There are newspapers. Repeat.
2. There are newspapers. Add: two.
There are two newspapers.
3. There are two newspapers. Add: on the table.
There are two newspapers on the table.
4. There are two newspapers on the table. Change: phones.
There are two phones on the table.
5. There are two phones on the table. Change: wallets.
There are two wallets on the table.
6. There are two wallets on the table. Change: purses.
There are two purses on the table.
7. There are two purses on the table. Change: pictures.
There are two pictures on the table.
8. There are two pictures on the table. Change: three.
There are three pictures on the table.
9. There are three pictures on the table. Change: watches.
There are three watches on the table.
10. There are three watches on the table. Change: cellphones.
There are three cellphones on the table.

EXERCISE A REV5.12



Pronunciation Repetition Drill

Pronounce the words.

1. divide
2. cut
3. break
4. cover
5. run

EXERCISE A REV5.13

 Mixed Drill

1. I walk to school. Repeat.
2. I walk to school. Add: every day.
I walk to school every day.
3. I walk to school every day. Change: she.
She walks to school every day.
4. She walks to school every day. Change: they.
They walk to school every day.
5. They walk to school every day. Change: run.
They run to school every day.
6. They run to school every day. Change: she.
She runs to school every day.
7. She runs to school every day. Change: I.
I run to school every day.
8. I run to school every day. Change: every morning.
I run to school every morning.
9. I run to school every morning. Change: afternoon.
I run to school every afternoon.
10. I run to school every afternoon. Change: he.
He runs to school every afternoon.

EXERCISE A REV5.14

 Question and Answer with Prompt Drill

1. Is there news in a newspaper?
Yes, there's news ... in a newspaper.
2. Is there a message on your phone?
Yes, there is ... a message on my phone.
3. Are there messages on your phone?
Yes, there are ... messages on my phone.
4. Is there a pen on the table?
Yes, there is ... a pen on the table.
5. Are there books on the table?
Yes, there are ... books on the table.

EXERCISE A REV5.15

 Writing Exercise

1. They cut the sheet of paper into two.
2. There is a box of milk on the table.
3. My two books have blue and grey covers.
4. Is there a wallet on the table?
5. There is a purse on the table.
6. He runs to school every afternoon.

This textbook uses pictures/photos from the free photo sites below.

Pixabay : <https://pixabay.com/>

Public Domain Pictures : <http://www.publicdomainpictures.net/>

Pexels : <https://www.pexels.com/>

Flickr : <https://www.flickr.com/>

Unsplash : <https://unsplash.com/>

GATAG (アタ) 素材集 : <http://01.gatag.net/>

写真AC : <https://www.photo-ac.com/>

イラストAC : <https://www.ac-illust.com/>

シルエットAC : <https://www.silhouette-ac.com/>

Google 画像検索 : <https://www.google.com/imghp?hl=ja>

Wikimedia Commons : https://commons.wikimedia.org/wiki/Main_Page