



MAGIC PHONICS

LEVEL 1

魔

读

力

自

然

拼

第

1

级

The slide has a teal background with a white scalloped border at the top. A white rounded rectangle with a dashed green border is in the center. It is decorated with balloons (orange and red) at the top left, a rainbow with clouds at the top right, and flowers (pink and red) at the bottom right. Stylized green trees are at the bottom left and right corners.

Lesson 6

K k & L l

Warm-up

Animal Song



Review(1)

Aa



Bb



Cc



Dd



Ee



Ff



Review(1)

Gg



Hh



Ii



Jj



Review (2)



h · ad → had

b · ag → bag

b · eg → beg

b · ib → bib

j · ib → jib

b · ig → big

d · ig → dig


j · ig → jig

f · ig → fig



New Introduction

K k



Letter k Sound

at the beginning

(在这些单词的开始，我们能听到字母k的发音)



Letter Sound

Let's chant together.

k says /k/

/k/, /k/, /k/




Activity 1: Circle the picture with the sound 'K'



A Short Review

K k



New Introduction

LI



Letter I Sound

at the beginning

(在这些单词的开始，我们能听到字母I的发音)




Letter Sound

Let's chant together.

I says //

//, //, //



Activity 2: Look and Circle

Find a word that begins with "l" to match each picture. Circle the correct picture.



lamp clock



zipper lace




tree leaf



ladder hoe



ladybug bee



lake town



dog lamb



hand leg

Activity 3: Listen and Circle

1

b l i k j g h

2

b a h e d l g

3

i g c l h j k

4

b a h e d l g

5

i g f c h j k

6

b a h e d l g

A Short Review

Kk Ll



Review More

Ii

Ee

Aa

Blending Time

i · ck → ick

k · ick → kick

l · ick → lick

i · ll → ill

k · ill → kill

b · ill → bill

a · ck → ack

b · ack → back

l · ack → lack

e · ll → ell

b · ell → bell

f · ell → fell





Today we've learned

Kk Ll

