



MAGIC PHONICS

LEVEL 1

魔

读

力

自

然

拼

第

1

级

The background is a teal color with a white scalloped border at the top. A white rounded rectangle with a dashed green border is in the center. It is decorated with balloons (orange and red) at the top left, a rainbow with clouds at the top right, and flowers (pink and red) at the bottom right. Stylized green trees are at the bottom left and right corners.

Lesson 5

I i & J j

Warm-up

Down by the Bay



Review(1)

Aa



Bb



Cc



Dd



Ee



Ff



Gg



Hh



Review (2)



a · d → ad
h · ad → had


a · g → ag
b · ag → bag

e · g → eg
b · eg → beg



New Introduction

I i



Letter i Sound

at the beginning

(在这些单词的开始，我们能听到字母i的发音)



in the middle


(在这些单词的中间，我们能听到字母i的发音)

Letter Sound

Let's chant together.


i says /i/

/i/, /i/, /i/



Activity 1: Do you hear it?


1



2



3



4



Activity 4: Listen and Write



begins with the letter _____



begins with the letter _____



begins with the letter _____



begins with the letter _____




A Short Review

I i



New Introduction

J j



Letter j Sound

at the beginning

(在这些单词的开始，我们能听到字母j的发音)



Letter Sound

Let's chant together.

j says /j/

/j/, /j/, /j/



Activity 3: Listen and Circle

1

b c i d e j h



2

i g f c e h j b



3

b j h e f i a g




4

j c d g b i h e



Activity 4: Listen and Write



A Short Review

I i

J j



Review More

Ee

Aa

Blending Time

i · g → ig
b · ig → big
j · ig → jig
f · ig → fig

i · b → ib
b · ib → bib
j · ib → jib



Activity 5: Listen and Write

1

h ? d

2

p ? t

3

h ? m

4

b ? g

a

e

i



Today we've learned

I i J j

