


Smart Kids

Level-Up 1


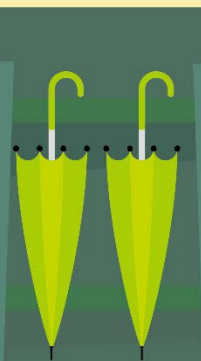

Lesson 10

Review Class



Lead-in

Look and say.



Dialogue

Listen and repeat.

Annie: Mom, what's this?

Mom: This is red carpet.

Annie: Wow, this red carpet is big!

Mom, what are those?

Mom: Those are green umbrellas.

Annie: Wow, those green umbrellas are small.

Mom: Annie! Get five mangoes, please.

Annie: Five mangoes. Here you are!

Mom: Annie! Get three peaches, please.

Annie: Three peaches. Here you are!



Dialogue

Listen and repeat.

Mom: Annie, let's get some cheese!

Annie: Yes! The cheese is yummy.

Mom: Annie, let's get some milk!


Annie: Yes! The milk is yummy.

Mom: Let's get some onions!

Annie: Oh, no! The onions are yucky.

Mom: Let's get some carrots!

Annie: Oh, no! The carrots are yucky.




Practice

Circle and correct.

1

These is some big box.



2

Those are a small ant.



3

That are my suitcase.



4

This is orange hat.



Practice

Look and say.

This ...

That ...

These ...

Those ...

4

2

3

1

Practice

Read and sort out.

cheese

milk

bowl

carpet

umbrella

chocolate

bread

box

ketchup

countable

uncountable

Practice

Spin and answer.

What do you have?

I have _____.

1

2

3

4

Activity

Read and retell.

1



Hint words:
carpet / big

2



Hint words:
three / peach

3



Hint words:
some / carrots / yucky

Role-play

- Mom, what's ____?


- This ____ red carpet.

- Wow, this red carpet is ____!

Mom, what ____ those?

- ____ green umbrellas.

- Wow, those green umbrellas ____ small.



- Annie! Get five mangoes, please.

- Five _____. Here you are!

- Annie, let's get _____ cheese!

- Yes! The cheese ____ yummy.

- Let's get some onions!

- Oh, no! The onions _____ yucky.