

DAILY ENGLISH

A11

Review

I. Tick it

▼ Tick the picture that matches the meaning of the sentence.

1. Don't be sad.



2. Let me do the dishes.



3. Take me to the hospital.




I. Tick it

▼ Tick the picture that matches the meaning of the sentence.


4. The TV is too loud.



5. Feel free to use the TV.



6. Why don't we eat out?



II. Match to complete

▼ Match to complete each sentence.

1. Turn down...

2. Why don't...

3. He looks like...

4. Don't be...

5. Let me...

A. ...they take a break?

B. ...help you prepare the food.

C. ...the TV.

D. ...selfish.

E. ...Brad Pitt.

III. Picture Pair

- ▶ Listen to the sentence and write its number to its corresponding picture.



IV. Let's connect

▼ Match the sentence to its correct grammar structure.

A

1 Teach me how to drive a car.

2 Looks disgusting.

3 Turn off the light.

4 Why don't you study hard?

5 He looks like his father.

B

A Why don't + subject pronoun + verb

B Two-Part Verbs


C look like + noun/pronoun

D look + adjective

E Teach me how + infinitive phrase

V. Spin and Speak

▼ Spin the wheel and make a sentence according to the expression of your picked number.



1 Feel free to use ...

2 The ... is too ...

3 She looks like ...

4 Teach me how ...

5 Don't be ...

6 Why don't we ..?

VI. Dialogue

▼ Fill in the blanks using the learned expressions.

John: Welcome to our house, Naoto. _____ (Feel free + TV).

Naoto: Thank you, John.

John: Do you have any plans today?

Naoto: No, I don't. Do you have something in mind?

John: _____ (Why + eat out)? The food in the new restaurant _____
(look + delicious).

Naoto: That's a good idea! Please _____ (take + mall) with you.

John: Right! Let's _____ (two-part verb + TV) first before we go out because
it's too loud and we might bother Mom.