

WRITE  
SOURCE

3

**LESSON 53**  
**Report Writing**

**Prewrite**



# Review

A **report** is a form of writing where you share what you learn about an interesting topic.

Four sources of a report:



It has three important parts:



It introduces your topic and gets the reader's interest with fun facts.



It explains and describes your topic.



It brings your report to a close.



Today we'll learn...

# The Writing Process of Report Writing

## Prewrite



## Let's Learn

For report writing, we do these steps for prewriting.



### 1 Choose a Topic

Topic 1	Topic 5
Topic 2	Topic 6
Topic 3	Topic 7
Topic 4	Topic 8

### 2 Find Sources

**Books:** Book Title by Author

Book Title by Author

**Magazine:** Magazine Title

**Internet:** [www.source.com](http://www.source.com)

### 3 Gather Details

<b>Heading 1</b> <ul style="list-style-type: none"><li>• Fact 1</li><li>• Fact 2</li><li>• Fact 3</li></ul>	<b>Heading 2</b> <ul style="list-style-type: none"><li>• Fact 1</li><li>• Fact 2</li><li>• Fact 3</li></ul>	<b>Heading 3</b> <ul style="list-style-type: none"><li>• Fact 1</li><li>• Fact 2</li><li>• Fact 3</li></ul>	<b>Heading 4</b> <ul style="list-style-type: none"><li>• Fact 1</li><li>• Fact 2</li><li>• Fact 3</li></ul>
<b>Heading 5</b> <ul style="list-style-type: none"><li>• Fact 1</li><li>• Fact 2</li><li>• Fact 3</li></ul>	<b>Heading 6</b> <ul style="list-style-type: none"><li>• Fact 1</li><li>• Fact 2</li><li>• Fact 3</li></ul>	<b>Heading 7</b> <ul style="list-style-type: none"><li>• Fact 1</li><li>• Fact 2</li><li>• Fact 3</li></ul>	<b>Heading 8</b> <ul style="list-style-type: none"><li>• Fact 1</li><li>• Fact 2</li><li>• Fact 3</li></ul>



Alice's teacher wants them to write a report. They **brainstormed** about different birds and she **decided to write about** hummingbirds.

owl

pelican

eagle

hummingbird

bluebird

kiwi

flamingo

tern

parrot

jay

**Pick a topic** that truly interests you.





Alice then makes a **list of sources in the library.**

**Book:** Hummingbirds by Diane Swanson

Birds by Claude Delafosse

**Magazine:** Birdwatcher's Digest

**Internet:** [www.hummingbirds.net](http://www.hummingbirds.net)

Find **books, magazines,** and **websites** about the topic!  
You can ask for others' help to find them.



# Let's Learn

Choose a Topic

Find Sources

Gather Details

After find all the information, I made a **Gathering Grid** to put all the details!  
First, I wrote **a heading** in each grid.



1. What the Bird Looks Like	2. What it Eats	3. Where it Lives	4. Some Amazing Facts
5. The Nest	6. The Eggs	7. The Babies	8. I like this bird because



Then, I **put the facts I collected** under each heading.



## 1. What the Bird Looks Like

- long pointy beak
- shiny green, purple, red, orange, brown, and gray feathers
- wings go fast
- 3 ½ inches long

## 2. What it Eats

- nectar from red and orange flowers
- tree sap and insects
- fly and eat at the same time

## 3. Where it Lives

- 
- 
- 
- 

What about some missing facts?





1. What do hummingbirds eat?
  - sap and insects
  - drink nectar with a long tongue
2. Where have you seen hummingbirds?
  - at the feeder on the porch
  - by the lake on orange lilies
3. Why do you like hummingbirds?
  - colored like shiny, bright jewels
4. What is your favorite thing about the humming bird?
  - fun to watch



**You can always find someone who knows the topic well.**  
**Ask questions and listen well.**  
**Then add the facts to your gathering grid.**





### 1. What the Bird Looks Like

- long pointy beak
- shiny green, purple, red, orange, brown, and gray feathers
- wings go fast
- 3 ½ inches long

### 2. What it Eats

- nectar from red and orange flowers
- tree sap and insects
- fly and eat at the same time

### 3. Where it Lives

- in mountains, forests, gardens
- near water

### 4. Some Amazing Facts

- the nest can stretch
- fly up, down, backward, and forward very fast
- wings hum when they fly

### 5. The Nest

- built by mother bird
- filled with cattail fuzz and dandelion fluff
- tiny sticks and spiderwebs

### 6. The Eggs

- white
- lays two eggs
- size of a pea

### 7. The Babies

- born with no feathers
- fly in 2 or 3 weeks

### 8. I like this bird because

- beautiful, tiny birds
- fun to watch





## Let's Do

Help Robin prewrite his report.



I choose to write a report about the **venus flytrap**. I found my sources. Can you help me complete my Gathering Grid?



### Choose a topic

pitcher plant

venus flytrap

butterwort

monkey cup

sundews



### Find Sources

**Book:** Venus Flytrap by Kathleen Honda

Carnivorous Plant by Dan Torre

**Magazine:** The Savage Garden

**Internet:** [www.venusflytrap.com](http://www.venusflytrap.com)

## Let's Do



1. What the Plant Looks Like

2. Where it Grows

3. What it Eats (Prey)

4. How it Eats

5. \_\_\_\_\_

6. \_\_\_\_\_

7. \_\_\_\_\_

8. \_\_\_\_\_

I wrote four headings for my gathering grid according to the sources I found.

What other headings can I write?



## Let's Do



1. What the Plant Looks Like

2. Where it Grows

3. What it Eats (Prey)

4. How it Eats

5. Some Amazing Facts

6. How it Reproduces

7. How to Take Care

8. I like this plant because

Check out the final Gathering Grid I made!



Complete the grid based on the source given.

#### 4. How it Eats

- \_\_\_\_\_
- \_\_\_\_\_
- \_\_\_\_\_
- \_\_\_\_\_




http://www.theworldofplants.org

### Carnivorous Plants

[Home](#) [Browse](#) [News](#) [Games](#)


#### Venus Flytrap



**What do Venus Flytraps eat?**

- grasshoppers
- beetles
- flies
- spiders

**How do Venus Flytraps eat?**



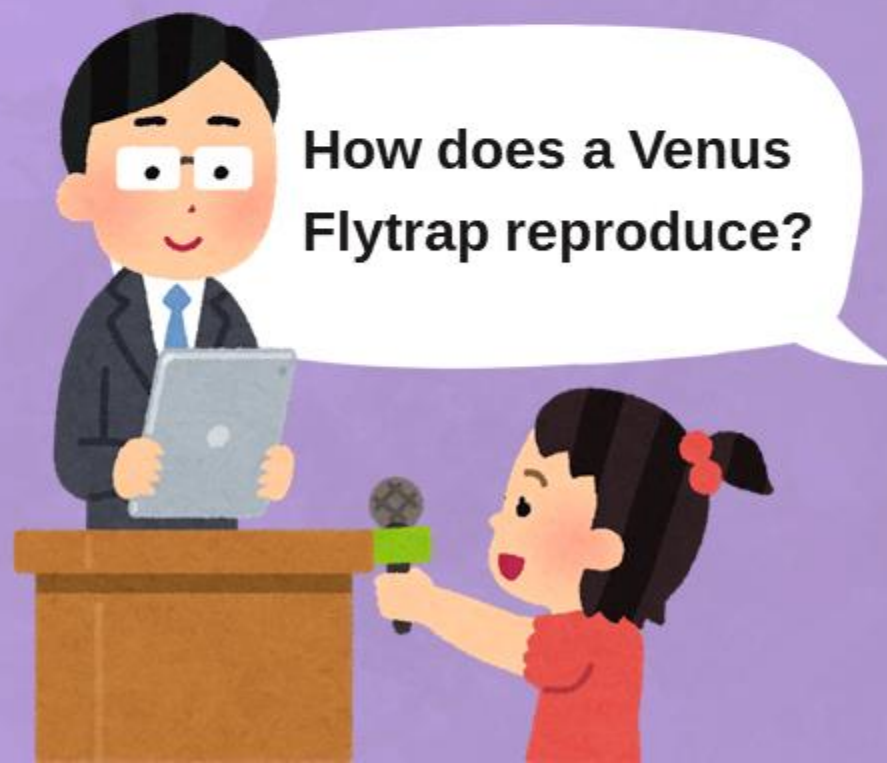
attracts by sweet-smelling nectar → traps the prey and releases digestive fluid → reopens and throws out the husk



Complete the grid by interviewing your science teacher.

### 8. How it Reproduces

- \_\_\_\_\_
- \_\_\_\_\_
- \_\_\_\_\_



Check the complete gathering grid.

<b>1. What the Plant Looks Like</b> <ul style="list-style-type: none"> <li>• 6–12 inches tall</li> <li>• has pairs of leaves that look like toothy jaws with three hairs on top</li> <li>• flowers are white with green veins</li> </ul>	<b>2. Where it Grows</b> <ul style="list-style-type: none"> <li>• North and South Carolina, USA</li> <li>• poor soil; high humidity; and full sun</li> </ul>	<b>3. What it Eats (Prey)</b> <ul style="list-style-type: none"> <li>• insects (flea beetle, ants, grasshoppers, flies, honeybees)</li> <li>• spiders (wolf spider, jumping spider)</li> </ul>	<b>4. How it Eats</b> <ul style="list-style-type: none"> <li>• attracts by producing sweet-smelling nectar</li> <li>• traps shut once the preys fly in</li> <li>• releases digestive fluid</li> <li>• reopens and throw out the husk</li> </ul>
<b>5. Some Amazing Facts</b> <ul style="list-style-type: none"> <li>• meat-eating plant</li> <li>• each trap catches about 5–7 insects</li> <li>• live up to 20 years</li> <li>• rarely trap their pollinators (14 %)</li> </ul>	<b>6. How it Reproduces</b> <ul style="list-style-type: none"> <li>• pollinator (sweat bee, checkered beetle, mordella beetle)</li> <li>• flowers create seeds when pollinated</li> </ul>	<b>7. How to Take Care</b> <ul style="list-style-type: none"> <li>• direct sunlight</li> <li>• no tap or filtered water</li> <li>• prevent flowering</li> </ul>	<b>8. I like this plant because</b> <ul style="list-style-type: none"> <li>• rare plant</li> <li>• eats flies</li> </ul>

Thanks for  
your help!





Prewrite

Write

Revise

Edit

Publish

## 1 Choose a Topic

Pick a general topic to write about and decide on a topic that truly interests you.

owl	pelican
eagle	jay
bluebird	kiwi
flamingo	tern
parrot	hummingbird

## 2 Find Sources

Find books, magazines, and websites about the topic, and make a list of sources.

Book: Hummingbirds by Diane Swanson

Birds by Claude Delafosse

Magazine: Birdwatcher's Digest

Internet: [www.hummingbirds.net](http://www.hummingbirds.net)

## 3 Gather Details

Make your Gathering Grid and list facts under each heading.

<p>1. What the Bird Looks Like</p> <ul style="list-style-type: none"> <li>long pointy beak</li> <li>shiny green, purple, red, orange, brown, and gray feathers</li> <li>wings go fast</li> <li>3 ½ inches long</li> </ul>	<p>2. What it Eats</p> <ul style="list-style-type: none"> <li>nectar from red and orange flowers</li> <li>tree sap and insects</li> <li>fly and eat at the same time</li> </ul>	<p>3. Where it Lives</p> <ul style="list-style-type: none"> <li>in mountains, forests, gardens</li> <li>near water</li> </ul>	<p>4. Some Amazing Facts</p> <ul style="list-style-type: none"> <li>the nest can stretch</li> <li>fly up, down, backward, and forward very fast</li> <li>wings hum when they fly</li> </ul>
<p>5. The Nest</p> <ul style="list-style-type: none"> <li>built by mother bird</li> <li>filled with cattail fuzz and dandelion fluff</li> <li>tiny sticks and spiderwebs</li> </ul>	<p>6. The Eggs</p> <ul style="list-style-type: none"> <li>white</li> <li>lays two eggs</li> <li>size of a pea</li> </ul>	<p>7. The Babies</p> <ul style="list-style-type: none"> <li>born with no feathers</li> <li>fly in 2 or 3 weeks</li> </ul>	<p>8. I like this bird because</p> <ul style="list-style-type: none"> <li>beautiful, tiny birds</li> <li>fun to watch</li> </ul>