

WRITE
SOURCE

3

LESSON 16

Narrative Essay

Homework Checking

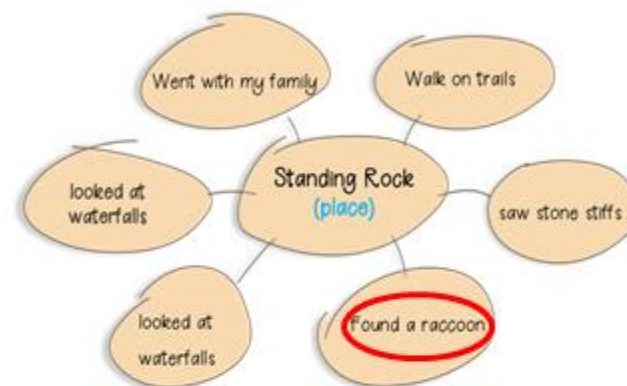


Narrative Essay

Narrative essay is about a true experience that happened to you before.



- 1 Use a details cluster to gather details. Choose a detail as the main event.

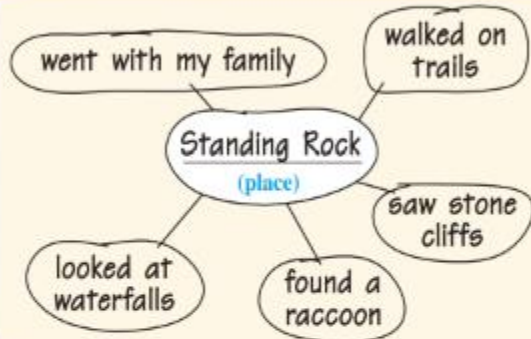


- Beginning** Introduce the topic; Write about who, when, where, and what happened. Lead to the main event.
 - Middle** Write about the main event in order.
 - Ending** End your essay by sharing your feelings/ what you learn.
- 3 Revise and edit the essay to make it better!

Review

Narrative Essay

Prewrite



Revise

Last summer, ^{parents} My ~~family~~ and I went to Standing Rock state park. Waterfalls fell over some of the high rocks.

We were ^{hiking} ~~walking~~ along the ^{narrow} trail through stone cliffs.

I saw fuzzy green ^{moss} ~~stuff~~ on the edge of the path

Then I yelled, "I hear something really strange!"

Publish

Standing Rock State Park

Last summer, my parents and I went to Standing Rock State Park. We walked on trails through stone cliffs. Waterfalls fell over high rocks. I saw fuzzy green moss on the edge of the path. Then I yelled, "I hear something really strange!"

Inside a garbage can, I found a raccoon. "There's a baby raccoon here!" I yelled. Dad and Mom just wanted to keep walking. I was mad because no one believed me. Who cared about seeing another waterfall? I wanted to help the little raccoon!

We finally got back from hiking. Dad looked in the garbage can and saw my raccoon! Then Dad found a park ranger. She tipped the can over, and the raccoon hurried into the woods. I learned that I could be a hero!

Write

Edit

<p>Beginning My family and I went to Standing Rock state park. Waterfalls fell over some of the high rocks. We walked on trails through stone cliffs. I saw fuzzy green moss on the edge of the path. Then I yelled, "I hear something really strange!"</p>	<p>Beginning Inside a garbage can, I found a baby raccoon. "There's a baby raccoon here!" I yelled. Dad and Mom just wanted to keep walking. I was mad because no one believed me. Who cared about seeing another waterfall? I wanted to help the little raccoon!</p>	<p>Beginning We finally got back from hiking. Dad looked in the garbage can and saw my raccoon! Then he found a park ranger. She tipped the can over and the raccoon hurried into the woods. I learned that I could be a hero!</p>
--	--	---

Last summer, my parents and I went to Standing Rock state park. We were hiking along the narrow trail through stone cliffs. Waterfalls fell over some of the high rocks. I saw fuzzy green moss on the edge of the path. Then I yelled, "I hear something really strange!"

Today we'll...

check your **homework** for the
narrative essay together!



*Note: This is the only task for today's lesson. If the student failed to upload the essay, turn to the next slide to use Plan B.

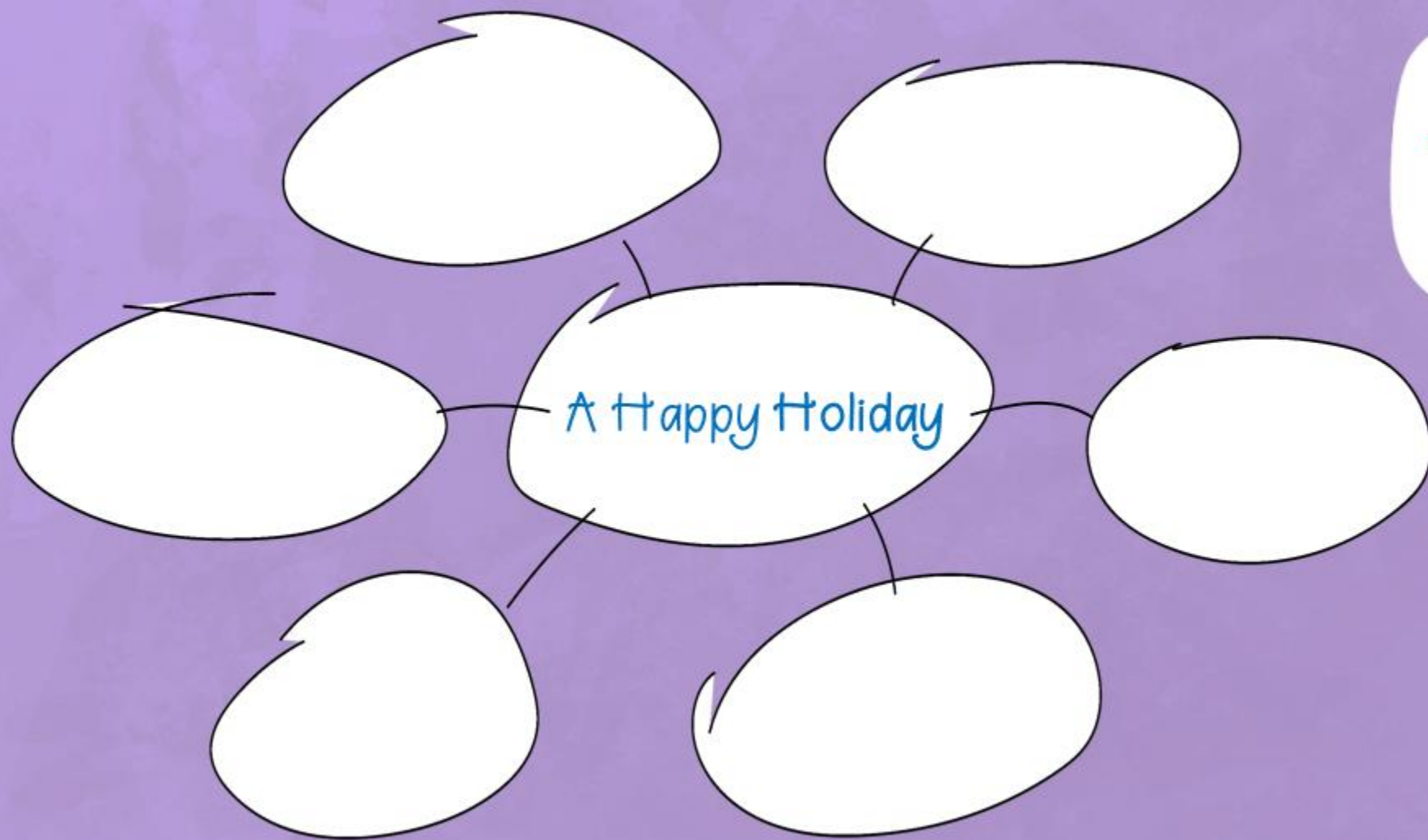
Let's Do

If you failed to finish/upload it,
Let's write it again together.



Let's Do

Finish the cluster and choose a main event.



You're going to write about **a happy holiday**. Finish the cluster to gather details. Choose a detail as the main event.



Let's Do

Write the beginning paragraph of your essay.



Beginning

Middle

Ending

1. Write a beginning sentence to **introduce your topic**. (who, when, what happened)

2. Look at your cluster and add some details.

3. Write the last sentence to **lead up to the main event**.

A large, white, wavy-edged rectangular area representing a piece of paper with a spiral binding on the left side. It contains ten horizontal lines for writing.

Let's Do

Let's continue with the middle paragraph.

Beginning



Middle

Ending

1. Use **details**, **dialogues**, and **personal feelings** to write about your main event.

Let's Do

Let's write the ending paragraph.

Beginning

Middle

▶ Ending

1. End your essay.
2. Share **one of your feelings/what you learn** in the last sentence.

A large, white, wavy-edged rectangular area representing a piece of paper with a spiral binding on the left side. It contains ten horizontal lines for writing.

Let's Do

Revise

Check these points to revise your draft:

- add **more details**
- check the **sentences' sequence**
- use the **best words** to express

Edit

Check the **capital letter**, **end mark**, and **spelling**.

Publish

Give it a title, indent each paragraph, and make a final, neat copy.

