

WRITE SOURCE 1


The Writing Process

LESSON 5 The Writing Process I

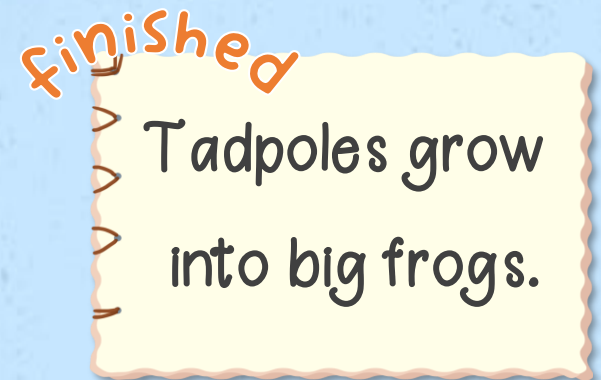
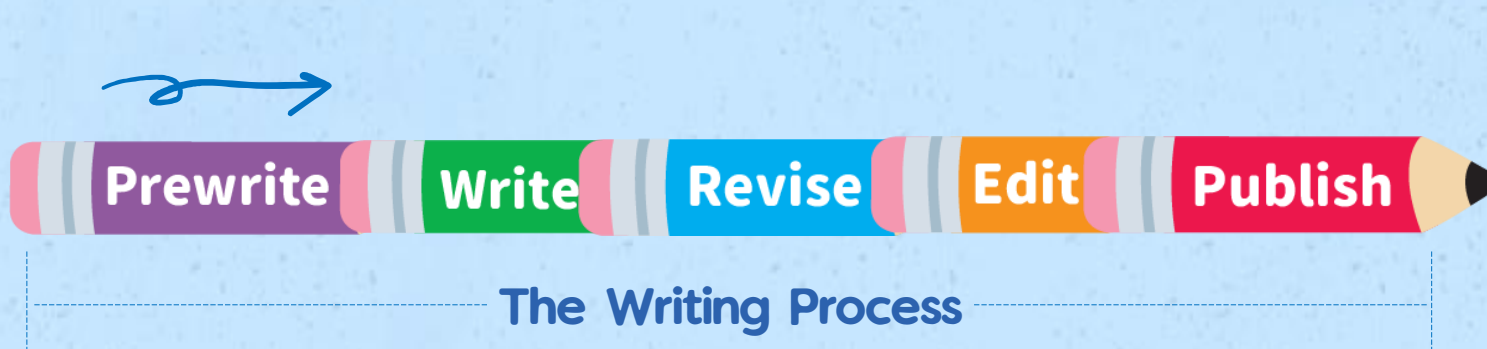


Lead-in

How do we make a pancake?




How do we write?



Today we'll learn that ...

Writers follow the
writing process.



Step 1

Prewrite

Write

Revise

Edit

Publish

Prewrite means “before-writing”. You might want to think about:



What
should I
write?

find a topic

What do
I write
about it?

decide what to write



Step 1

Prewrite

Write

Revise


Edit

Publish


1. How do we find a topic?

Writers list
words to find
a topic.

goldfish



tadpoles



snails



2. How do we decide what to write?

Writers gather details.

What can tadpoles do?

wiggle


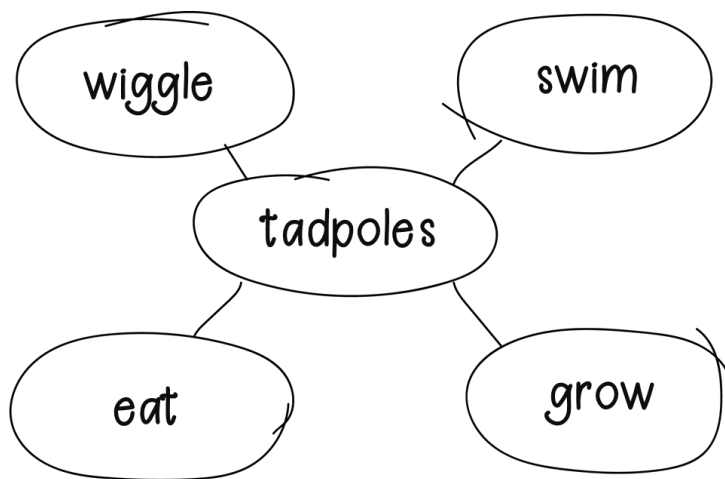
?

tadpoles

?

grow


Now the writer starts to write!



tadpoles grow
into frogs

How do we make it better?

Writers add
details with ^.



tadpoles grow

into frogs

^
?

Step 4

Prewrite

Write

Revise


Edit

Publish

☒ Capital letters ≡

☒ Spaces


☒ End marks ○



tadpoles grow

into frogs

big



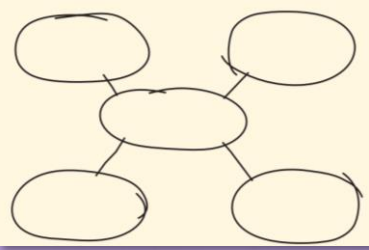
Tadpoles grow
into big frogs.

Let's Do

Reorder all steps with numbers.

1

Topic List



tadpoles grow
into frogs
big

Tadpoles grow
into big frogs.

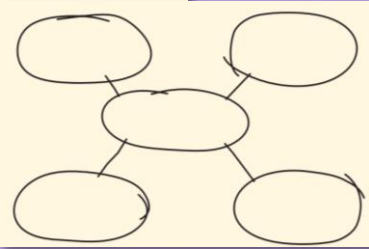
tadpoles grow
into frogs

tadpoles grow
into frogs
big

Wrap Up

1 Prewrite

Topic List



3 Revise

tadpoles grow
into frogs
big

5 Publish

Tadpoles grow
into big frogs.

2 Write

tadpoles grow
into frogs

4 Edit

tadpoles grow
into frogs
big