

# WRITE SOURCE 1

## Theme-Writing

### LESSON 16 Community





# The Writing Process



Plan your writing.



Write your first draft.



Add details to make it better.



Check your writing.




Share your writing.



Today we'll practice ...

Using the writing  
process to write  
about **community**.






Lead-in

Look and answer the question.

What's the picture about?





# Step 1

Prewrite

Write


Revise

Edit

Publish

I choose \_\_\_\_\_ as my topic.

I look and read to find ideas.



# Step 1

Prewrite

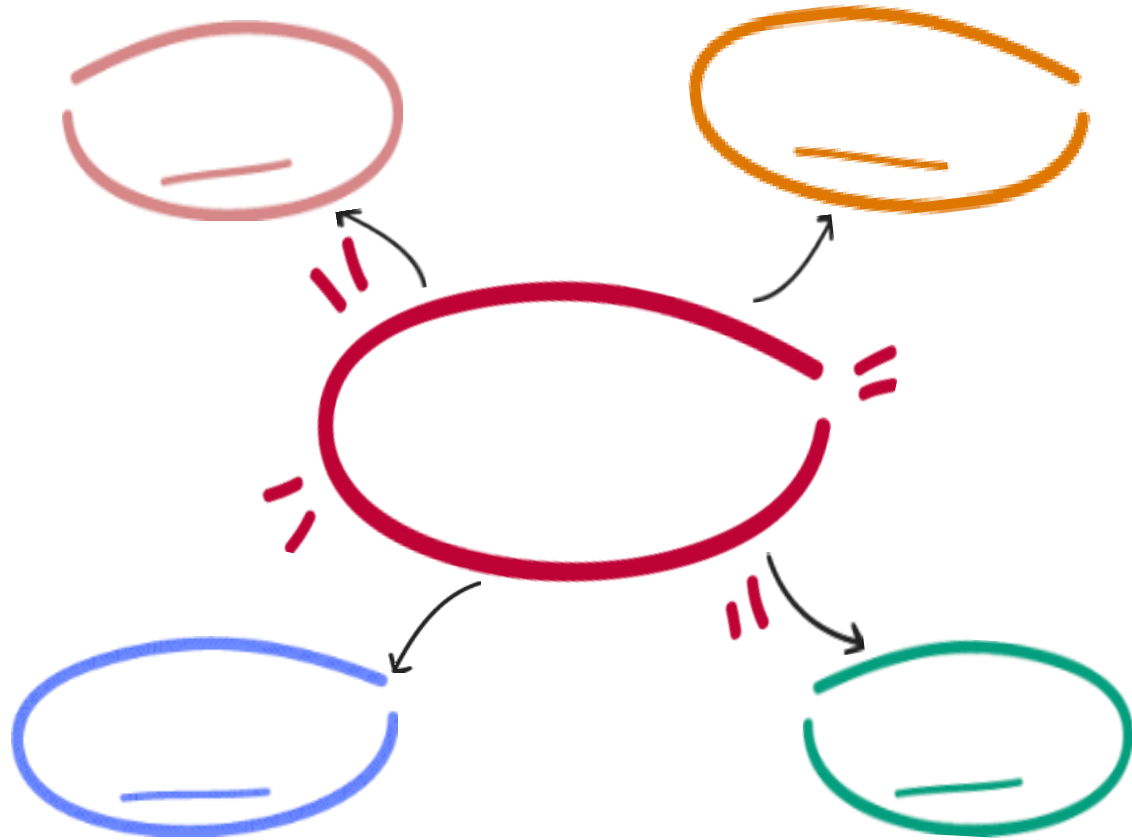
Write

Revise

Edit

Publish

I gather details about my topic.



**Write:** I write my first draft. (3 sentences)

-----

-----

-----

**Revise:** I add details to make it better.

\* Use ^ to add details.

**Edit:** I check my writing.

\* Capital letters/ Spaces/ End marks



## Step 5

Prewrite

Write

Revise

Edit

Publish



I share my writing.

-----

-----

-----



Use the writing process  
to write about community.

