

WRITE SOURCE

Traits of Good Writing

LESSON 8

Ideas & Organization

2



Review

Prewrite List ideas, choose a topic, and draw a picture.

Write Write the first draft.

Revise Read to a partner and add details.

Edit Check for capital letters, end marks, and spelling.

Publish Add a title and make a neat copy to share.

Lead-in

Traits of Good Writing

Ideas



Organization



Voice



Word Choice



Sentence Fluency



Conventions



Today we'll learn ...

1



Ideas


Start with great ideas.

2

Organization

Organization

Make the words and sentences easy to follow.



Lead-in

Good writing doesn't come right away. It starts with ideas.

Here's the
topic...

I can
write
about...

It is fun to
talk about...

Oh, I need
to share
this...

Make a
change
here.

Don't
forget to...




Let's Learn




Start with great ideas.



Do you have any ideas about
this picture?
Write them down.

	
<hr/>	<hr/>
<hr/>	<hr/>

Let's Learn



giraffe

leaves

eating

green

Look at Jake's ideas.
Do you think these ideas
are good? Why?



Let's Learn

Organization

Make your words and sentences easy to follow

Put all these ideas in a certain order to form a sentence.



A large empty rectangular box with a red dashed border, intended for writing a sentence using the words from the notepad.

Let's Learn

giraffe

leaves

eating

green

Why do we need to
put the words in order?

I saw a giraffe eating green leaves.



Let's Do

1

Look at the picture and write some words about it.



2

Put your words in order to make them easy to follow.

Organization

Traits of Good Writing

Ideas



Start with great ideas.



Organization

I saw a giraffe eating.

Make your words and sentences easy to follow.



Voice



Word Choice



Sentence Fluency



Conventions

