

WRITE SOURCE

The Writing Process

LESSON 6

Prewrite & Write

2



Review

Verbs

Action Verbs and Linking Verbs

e.g. hug, jump, ask

e.g. am, is, are

Present Tense and Past Tense

e.g. cook -----> cooked

study -----> studied

Adjectives

-er form

-est form

e.g. tall taller tallest

Get to Know

The Writing Process



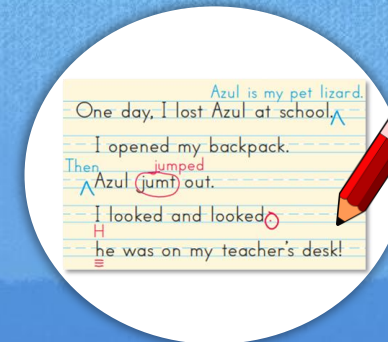
prewrite

write

revise

edit

publish



Plan your writing.

Write your first draft.

Change your writing to make it better.

Check your writing.

Share your writing.


Today we'll learn

1


Prewrite

2

Write



Lead-in



Imagine that you're given a writing task.

Topic: Animals

Start with the first two steps:



Plan your writing.



Write the first draft.

Let's Learn

Prewrite

Write

Revise

Edit


Publish

1

Think and list
some living
things.



butterfly




cat



rabbit



dog



Let's Learn

Prewrite

Write

Revise

Edit

Publish

2

Choose and draw
a picture about
the topic.



Let's Learn

Prewrite

Write

Revise

Edit

Publish

1

Look and think
about what
happened.



Let's Learn

Prewrite

Write

Revise

Edit

Publish

2

Write the first draft.



I saw a butterfly. the
butterfly landed on
my nose It tikld me.



What do
we write
about?

Let's Do


List and choose.

What animals do
you know?
Choose one as
your topic.




Animals

1. _____
2. _____
3. _____
4. _____
5. _____



Let's Do

Draw a picture about the topic.



Let's Do

Write your first draft.



Take a picture of it
for the next class.



Prewrite

1 Think

2 List

3 Choose

4 Draw

Write

1 Look

2 Think

3 Write