

# WRITE SOURCE

Creative Writing - Poems

## LESSON 53

Writing Activity

2





**Prewrite**

**Write**

**Revise**

**Edit**

**Publish**



**Change**

- Capital letters
- End marks
- Spelling

- Title
- A neat copy


Today we'll learn ...

1

review how to  
write a list poem.

2

write a list poem.







# Creative Writing - Poems

A list poem is a special type of poem which follows a pattern.  
The title often says what the list is about.



Four (4) points to remember when writing a list poem:

1. Find the right **describing words** for your topic.
2. Begin each sentence **the same way**.
3. Add a new describing word to each sentence.
4. End the poem **with the first sentence**.



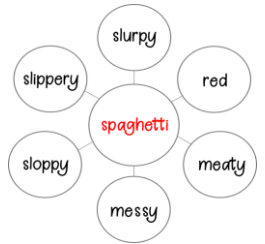
# Let's Review

## Prewrite

My Favorite Things

buses  
Papa  
summer

spaghetti  
dump trucks  
swimming



## Revise

Spaghetti is messy.  
Spaghetti is slippery.  
spaghetti is sloppy.  
Spaghetti is slurpy  
Spaghetti is messy.

## Publish

**Silly Spaghetti**


Spaghetti is messy.  
Spaghetti is slurpy.  
Spaghetti is slippery.  
Spaghetti is sloppy.  
Spaghetti is messy.



## Write

Spaghetti is messy.  
Spaghetti is slippery.  
spaghetti is sloppy.  
Spaghetti is slurpy  
Spaghetti is messy.

## Edit

Spaghetti is messy.  
<sup>slippery</sup>Spaghetti is slippery.  
Spaghetti is sloppy.  
Spaghetti is slurpy   
Spaghetti is messy.

Let's Do



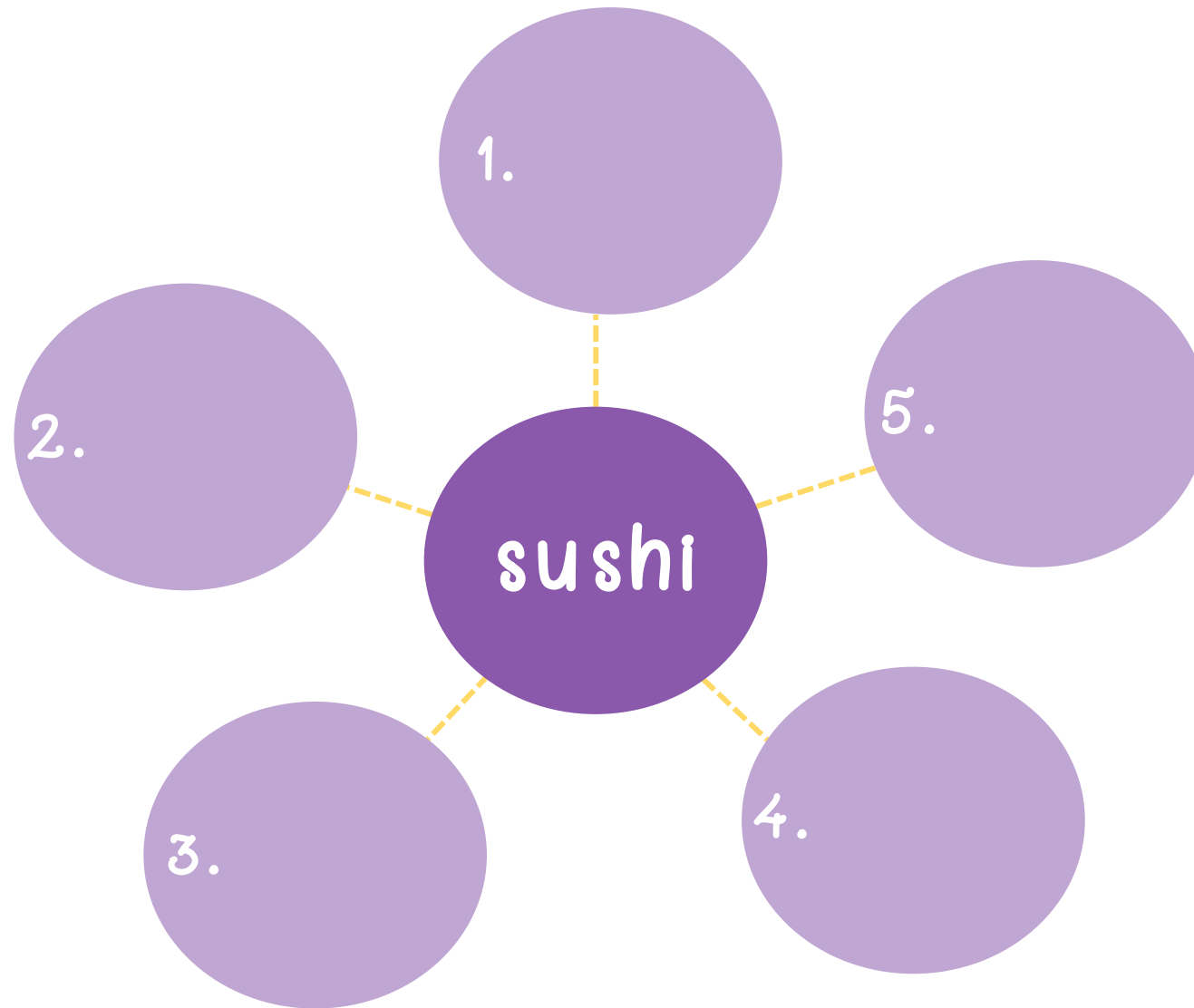
Write a poem about  
**sushi.**



Let's Do

Complete the cluster with describing words.

Pay attention  
to what we  
are eating.





## Let's Do

Use your cluster to write a poem about sushi.

- 1 Begin each sentence the same way.
- 2 Add a new describing word to each sentence.
- 3 End the poem with the first sentence.



# Sushi

