

WRITE SOURCE

2

Creative Writing-Poems

LESSON 52

Poems Writing
Revise & Edit & Publish



Prewrite

Write

Revise

Edit

Publish

Choose your topic.

Gather details.

Begin each sentence the same way.

Add a new describing word to each sentence.

End your poem with your first sentence.



Review

Where were we last time?

Write

In our last lesson, Lily wrote her first draft of a list poem. Now she is going to revise, edit and publish it.




Spaghetti is messy.

Spaghetti is slippery.

spaghetti is sloppy.

Spaghetti is slurpy


Spaghetti is messy.



Today we'll learn ...

The Writing Process of a List Poem:

Revise, Edit & Publish



Revise

For revising, Lily changed the order of the two sentences.



Step 1: Change

Lily makes a change to her poem.

Spaghetti is messy.

Spaghetti is slippery.

spaghetti is sloppy.

Spaghetti is slurpy

Spaghetti is messy.



Edit

Help Lily check for conventions with the given marks.



Step 2: Check

Lily checks her poem for conventions.

Spaghetti is messy.

Spaghetti is slippery.

spaghetti is sloppy.

Spaghetti is slurpy

Spaghetti is messy.

- ☒ Capital letters ≡
- ☒ End marks ○
- ☒ Spelling ◯

I corrected all the mistakes!



Step 3: Correct

Lily marked and corrected all the mistakes.

Spaghetti is messy.
slippery

Spaghetti is slippery.

Spaghetti is sloppy.

Spaghetti is slurpy.

Spaghetti is messy.



Lily made a neat copy
of all the changes.



Do you think
it's ready to
be published?


Spaghetti is messy.

Spaghetti is slurpy.

Spaghetti is slippery.

Spaghetti is sloppy.

Spaghetti is messy.



Let's Do

How do we publish a poem?

Can you help
Lily publish
the poem?



Publish

Now it's
ready to go!



Silly Spaghetti

Spaghetti is messy.

Spaghetti is slurpy.

Spaghetti is slippery.

Spaghetti is sloppy.

Spaghetti is messy.

Let's Do



Check the first draft you finished last time.
Revise and edit it with your teacher.



Let's Do

Publish



QQEnglish

Prewrite

Write

Revise

Edit

Publish



Change

- Capital letters
- End marks
- Spelling

- Title
- A neat copy