

WRITE SOURCE

Creative Writing - Stories

LESSON 47

Writing Stories
Prewrite and Write



Review

Beginning

- The beginning names the **main character** and the **setting**. It also tells about the **problem**.

Middle

- The middle tells **how the main character tries to solve the problem**.

Ending


- The ending tells **how the problem is solved** and **how the main character feels**.

A Smart Rabbit

One morning in the field, a little rabbit wants to pick up a pumpkin. But the pumpkin is too big for her to carry. She thinks it over but she has no idea. Later, a panda with a bike passes by. Looking at the round wheels, the rabbit has an idea. She rolls it on the ground like a wheel. Now she can carry it!

Today we'll learn ...

The Writing Process of a Story Writing: Prewrite & Write



Lead-in

Robin and Alice are playing on the beach.

Look, there
is a crab!
How cute it is!

Yes! I want to
choose the crab as
the main character
of my story.



Look, I can draw a sketch like this to plan my story!




Herman
morning
lost shell



Beginning

small big



Middle

just right



Ending

In the **Beginning**, we need to plan the main characters, setting, and problem!



Beginning

The main character:

Herman the crab

Setting: morning, in the beach

Problem: lost shell



In the **Middle**, we need to plan how the crab tries to solve the problem.

Middle

The way the crab tries to solve the problem:

The crab meets some shells: some are too small, and others are too big.



In the **Ending**,
I need to tell my
readers how the
problem is solved.



Ending

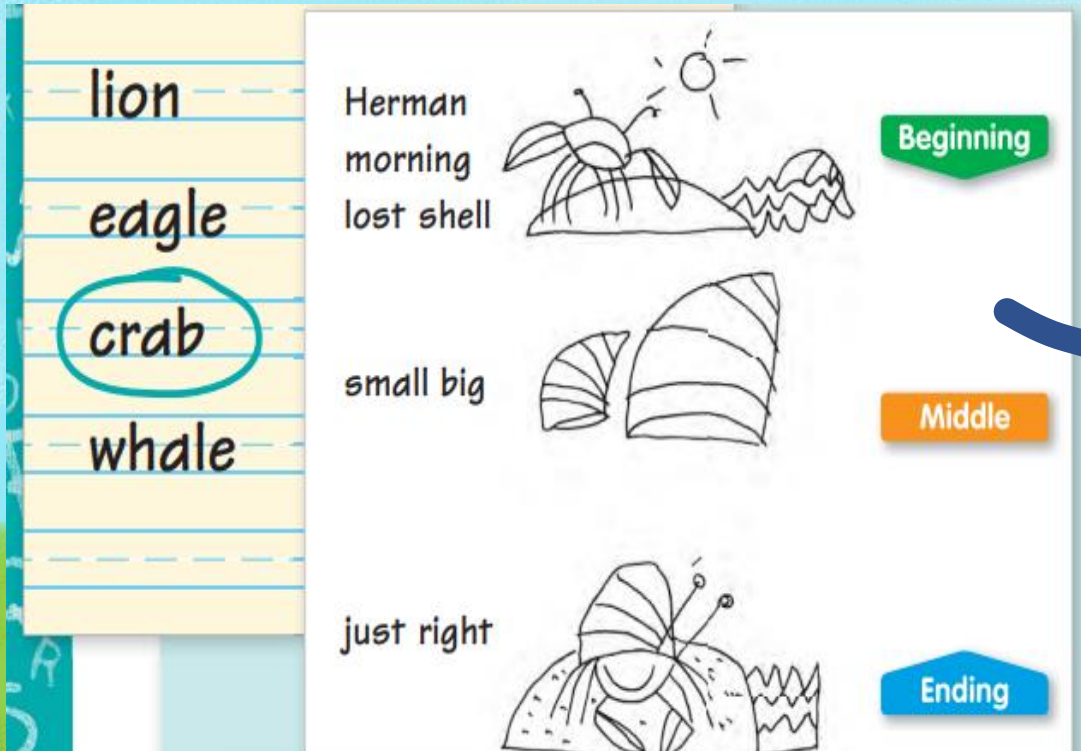
The problem is solved
like this:

The crab finds one shell just
right.



Let's Learn


Then we can use the sketch to write a draft of the story!



One morning in the park, Herman the crab was exercising and had a surprise. His shell popped off and rolled into the ocean. Tasha the turtle said, "Try on other shells." Some shells were too small. They pinched. One shell was too big Herman was getting tired. He saw a shiny shell. He tried it on. it was just right.

Let's Do

Fill in the blanks and plan a story.



Characters: _____

Beginning

Setting: in the fields

Problem: How to carry the _____ home?

Middle

How does the main character try to solve the problem?

She thinks over. Then a _____ walking with a _____ passes by.

Ending

How is the problem solved?


_____.

Let's Do

Fill in the blanks to form a story.



Take a picture of it for the next class.



one day in the _____, a little
_____ finds a _____. She is
very happy but _____ for
her to carry. She thinks it over but she have no idea.
Later, a _____ passes
by. Looking at the _____,
the rabbit has an idea. She decides to push the
pumpkin and make it _____.
Now she can _____!

Prewrite

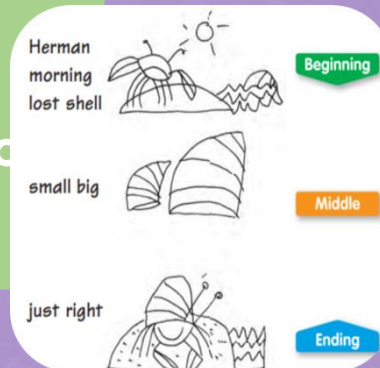
Write

Revise

Edit

Publish

- List and choose your topic
- Plan the story by drawing out the Beginning, the Middle and the Ending.
- Write down key words for each part.



- Look at your story plan and use your ideas in the story.
- Write the sentences part by part.

One morning in the park, Herman the crab was exercising and had a surprise. His shell popped off and rolled into the ocean. Tasha the turtle said, "Try on other shells." Some shells were too small. They pinched. One shell was too big Herman was getting tired. He saw a shiny shell. He tried it on. It was just right.