

WRITE SOURCE

Persuasive Writing

LESSON 32

Persuasive Paragraph

Prewrite

2



Review

In persuasive writing, you share **your opinion**. You give **reasons** why others should agree with you.

- To start expository writing, make sure you:



1. Decide what your opinion is.

2. Use the word “**should**” to tell your opinion.

We should...

3. Try to make others agree with you.



Review

Where were we last time?

Lily made a poster of a school rule. She stated her opinion.
Now she is trying to write something more.

We **should** walk in the halls.




I need to **give more reasons** to make others agree!



Today we'll learn ...

The Writing Process of a Persuasive Paragraph: Prewrite



“Persuasive” means to make others agree with your opinion.

Before writing, we need to **think about reasons to convince others.**

My opinion is **we should...**

Because 1...2...3...



Let's Learn

Prewriting of a Persuasive Paragraph

Lily needs to think of three reasons to support her opinion.

Can you help?



We should walk in the halls.

My Reasons:

1

2

3

We should walk in the halls.



Check my three reasons!



My Reasons:

1. to be quiet
2. to see where we are going
3. to stay safe



Let's Think

Using these reasons, Lily wrote her first draft.



Where are the three reasons?



We should walk in the halls. It helps us
be quiet. We can see where we are going.

Walking helps everyone stay safe.

Always walk in the halls.



Let's Do

Write reasons for this sign.



Take a picture of it for the next class.



We should keep off the grass.

My Reasons:

1.

2.

3.

Prewrite

Write

Revise

Edit

Publish

List

List the reasons to follow the rule.

