

WRITE SOURCE

Expository Writing

LESSON 30

Writing Activity

2





Prewrite

Write

Revise

Edit

Publish



- Capital letters
- End marks
- Spelling

- Title
- Indent
- A neat copy

Today we'll ...

1

review how to
write an expository
paragraph.

2

write an
expository
paragraph.



Let's Review



Expository Writing

A writing that explains how to do something.

An Order Chart can help you with the writing!



Topic: _____

Step 1

Step 2

Step 3





Step 4

Let's Review

Prewrite



Topic: How to Make Green Paint

Step 1	yellow   blue
Step 2	mix 
Step 3	green 

Revise

You can make green paint.

First, get yellow paint and blue paint

Then ^{use a paintbrush to} mix both of the paints together.

now, the two colors make green paint. ^{Wow!}

Publish

Make Green Paint

You can make green paint. First, get yellow paint and blue paint. Then use a paintbrush to mix both of the paints together. Now, the two colors make green paint. Wow!



Write

You can make green paint.

First, get yellow paint and blue paint

Then mix both of the paints together.

now, the two colors make green paint.

Edit

You can make green paint.

First, get yellow paint and blue paint ^{together}
Then ^{use a paintbrush to} mix both of the paints together.

^N now, the two colors make green paint. ^{Wow!}

Let's Do



 Write about
something you
know how to do.



Let's Do

Plan your writing by making an order chart.

Topic: _____

Step 1

Step 2

Step 3

...



Let's Do

Finish your writing.

1 Start with a "You can" sentence.

2 Write a sentence for each of the steps.

*Don't forget to use time-order words.



How to _____