

# WRITE SOURCE

Expository Writing

## LESSON 27

Expository Paragraph  
Write

2



Prewrite

Write

Revise

Edit

Publish

Choose your topic.

Gather your details.

Think → List → Choose

Draw an Order Chart



Topic: How to Make Green Paint	
Step 1	yellow blue
Step 2	mix
Step 3	green

## Review




Where were we last time?

### Prewrite

In our last lesson, Robin chose a topic and made an order chart. Now he is going to write his draft.



## Topic: How to Make Green Paint

Step 1	 <p>yellow blue</p>
Step 2	 <p>mix</p>
Step 3	 <p>green</p>



Today we'll learn ...

# The Writing Process of an Expository Paragraph:

## Write

Prewrite

Write

Revise

Edit





Publish



## Let's Learn

## Write your first draft.

Using the order chart,  
Robin wrote his first draft.


Topic: How to Make Green Paint	
Step 1	yellow   blue
Step 2	mix 
Step 3	green 

You can make green paint.

First, get yellow paint and blue paint

Then mix both of the paints together.

now, the two colors make green paint.



### 1. Start

Start with a "You can"  
sentence.



You can make green paint.

First, get yellow paint and blue paint

Then mix both of the paints together.





now, the two colors make green paint.



### 2. Write

Write a sentence for each of your steps.

#### Topic: How to Make Green Paint

Step 1	yellow   blue
Step 2	mix 
Step 3	green 

You can make green paint.

First, get yellow paint and blue paint

Then mix both of the paints together.

now, the two colors make green paint.

## Let's Learn

## Write your first draft.

### 3. Use

Use **time-order** words.







You can make green paint.

**First,** get yellow paint and blue paint

**Then** mix both of the paints together.

**now,** the two colors make green paint.

### Topic: How to Make Green Paint

Step 1	yellow  blue 
Step 2	mix 
Step 3	green 



## Let's Do

Review time-order words and fill in the blanks.

### Time-order Words

- first
- second
- then
- next
- now



Instead of step1, 2, 3, 4,  
time-order words can tell **the order of all the steps.**



-----,  
cut a lemon  
in half.



-----,  
squeeze the  
lemon with  
a juicer.



-----,  
pour out  
the juice  
into a glass.



-----,  
add some  
water to  
the glass.

## Let's Do

Open the  
screenshot of the  
Order Chart you  
finished last time!



Take a picture of it  
for the next class.

- 1 Write a "You  
can..." sentence

---

- 2 Write one  
sentence for  
each step of the  
chart. Don't  
forget to use  
time-order words.

---

---

---

---



Prewrite

Write

Revise

Edit

Publish




Start

Use time-order words to write each step.

You can...

Look at the order chart and write a sentence for each step. Use time-order words. (like first, next, then, etc.)

Topic: How to Make Green Paint

Step 1	yellow   blue
Step 2	mix 
Step 3	green 