

WRITE SOURCE

Expository Writing

LESSON 25

Expository
Start-Up

2




Today we'll learn ...

1

what expository
writing is.



2

how to start
expository writing.




Lead-in

How do we plant a tree?




Lead-in

This is how you plant a tree.



1

Dig a hole on
the ground.



2

Put the seed
in the hole.



3

Water
the soil.



4

The tree
grows.

This is expository writing!

How to Plant a Tree

1. Dig a hole on the ground.
2. Put the seed in the hole.
3. Water the soil.
4. The tree grows.

Expository writing
explains **how to do**
something step by step.



Which is expository writing?

A. How to Make a Sandwich

1. Take a slice of bread.
2. Put some lettuce on the bread.
3. Put a teaspoon of relish on the lettuce.
4. Put three slices of chicken on the relish.
5. Put a slice of bread on top.



B. My Cat

My cat is playful.
She likes to chase her tail.
She is friendly too.
She likes playing with my friends.



How does Lily start expository writing?

Lily's Order Chart



Lily starts like this!

Topic: How to Make a Penny Bright

Step 1	old penny 
Step 2	lemon juice  
Step 3	shiny penny 

Let's Learn

1. Think about something you know how to do well.

What are the things you are good at?

Topic: How to Make a Penny Bright

Step 1

old penny



Step 2

lemon juice



Step 3

shiny penny



Let's Learn

2. List all the steps in order.

Why should we number the steps?

Topic: How to Make a Penny Bright

Step
1

old penny



Step
2

lemon juice



Step
3

shiny penny



Let's Do

Make an order chart about something you are good at.

I'm good at _____.

Step 1

Step 2

Step 3

...



Let's Learn

Lily writes the steps down to form a paragraph.



What is the title?

How many steps are there?

Can you circle out some time-order words?

Make a Penny Shine

You can make an old penny bright again. First, put the penny in lemon juice. Then wait five minutes. Finally, take out the shiny penny!

- Expository writing explains **how to do something step by step.**
- To start expository writing, make sure you:
 1. **think of something you know how to do well.**
 2. **list all the steps in order.**



example

Make a Penny Shine

You can make an old penny
bright again. First, put the penny
in lemon juice. Then wait five
minutes. Finally, take out the
shiny penny!