

# WRITE SOURCE

Narrative Writing

## LESSON 21

Narrative Paragraph  
Write

2



**Prewrite**

**Write**

**Revise**

**Edit**

**Publish**



**Choose your topic.**

Think about special times → Finish Sentence Starters → Choose a Topic

**Gather your ideas.**

Draw A Story Map → Write Keywords → Tell the Story

## Review

## Where were we last time?

### Prewrite

In our last lesson, Robin has chosen a topic and drawn a story map.

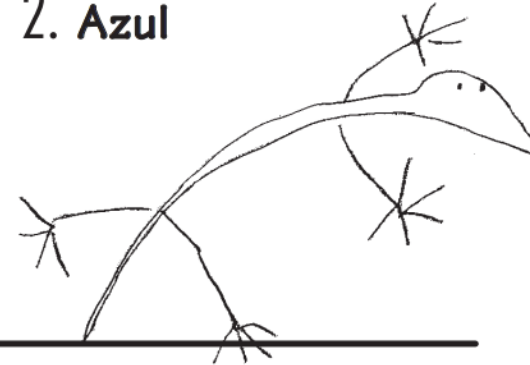


One day, I lost Azul at school.

1. my backpack



2. Azul



3. looked and looked



4. on teacher's desk



Today we'll learn ...

# The Writing Process of a Narrative Paragraph: Write


Prewrite

Write

Revise

Edit

Publish



Using his story map,  
Robin writes his  
first draft.



One day, I lost Azul at school.

I opened my backpack.

Azul jumt out.

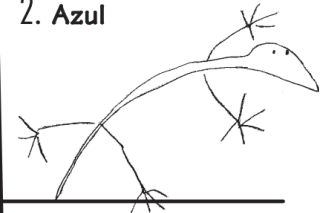
I looked and looked

he was on my teacher's desk!

1. my backpack




2. Azul



3. looked and looked



4. on teacher's desk



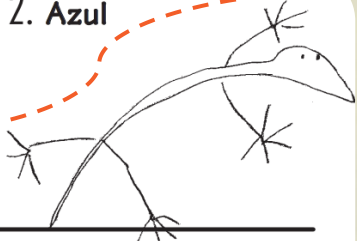
## Let's Do

Match the pictures to the sentences.

1. my backpack




2. Azul



3. looked and looked



4. on teacher's desk



One day, I lost Azul at school.

I opened my backpack.

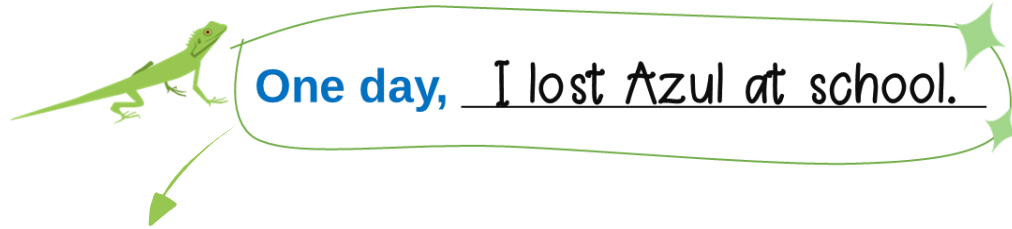
- Azul jumt out.
- I looked and looked
- he was on my teacher's desk!

## Let's Learn

## Start to write a narrative paragraph!

### 1. Begin

Begin with the sentence starter.



One day, I lost Azul at school.

One day, I lost Azul at school.

I opened my backpack.

Azul jumped out.

I looked and looked

he was on my teacher's desk!



# Let's Learn

## 2. Look & Write

Look at your story map  
and write a sentence  
for each picture.



One day, I lost Azul at school.

I opened my backpack.

Azul jumped out.

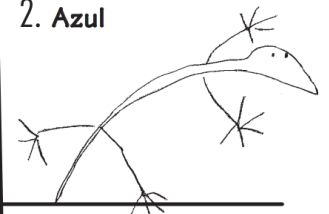
I looked and looked.

he was on my teacher's desk!

1. my backpack




2. Azul



3. looked and looked



4. on teacher's desk



## Let's Do

Open the  
screenshot of the  
story map you  
finished last time!



Take a picture of it  
for the next class.

① Write a  
beginning for  
your topic  
(who, when,  
what happened).

---

② Check your  
story map and  
write a sentence  
for each picture.

---

---

---

---



Prewrite

Write

Revise

Edit

Publish

Begin

Look and Write

One day (when), I ...(who, what happened)

Look at the story map and write a sentence for each picture.

