

# WRITE SOURCE



Narrative Writing

## LESSON 20

Narrative Paragraph  
Prewrite



## Review

- A personal narrative is a story about something you did.
- Make sure it has clearly expressed:
  1. when
  2. who
  3. what happened



example

### Noodles

One day, I had lunch with

Grandma. We made noodles.

I put some noodles in the soup.

Then I ate them. I like cooking

with Grandma.

Today we'll learn ...

# The Writing Process of a Narrative Paragraph: Prewrite






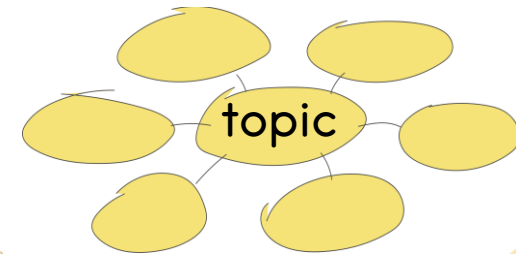
## Let's Learn

Generally, we do these two things for prewriting.

### Choose a Topic



### Gather Details about the topic



### Step 1: Think

Robin thinks about some special times.



# Let's Learn

Just write down  
when, who, and what  
happened.



## Step 2: Finish

Robin finishes the sentence starters to get ideas.



One summer, I went to Texas.



One day, I lost Azul at school.



One night, I saw an owl.

## Let's Learn

### Step 3: Choose

Robin chooses his favorite idea as his topic.



One summer, I went to Texas.



One day, I lost Azul at school.



One night, I saw an owl.

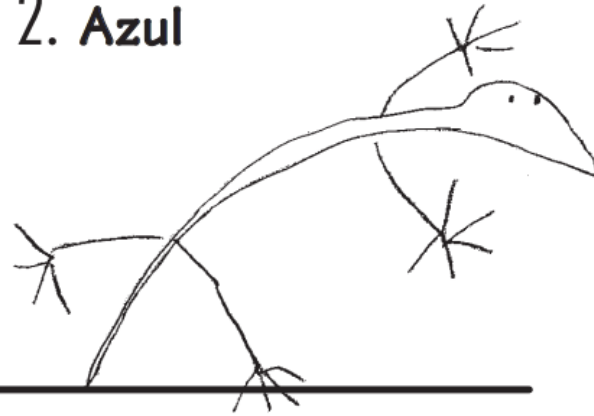


What did  
Robin do to  
gather details  
about his topic?


1. my backpack



2. Azul



3. looked and looked



4. on teacher's desk





## Let's Learn

## Gather Your Ideas

### 1. Draw

draw a story map

### 2. Write

write words about  
**who, what, where**

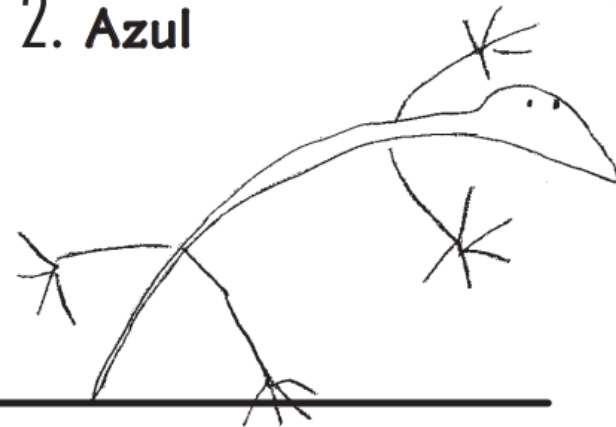
### 3. Tell

tell the story  
using the map

1. my backpack



2. Azul



3. looked and looked



4. on teacher's desk



## Let's Do

Finish and choose your topic.

One summer, \_\_\_\_\_.

One day, \_\_\_\_\_.

One night, \_\_\_\_\_.

Gather your ideas.



Take a picture of it  
for the next class.

1

2

3

4

**Prewrite**

**Write**

**Revise**

**Edit**

**Publish**



 **Choose your topic.**

Think about special times → Finish Sentence Starters → Choose a Topic

 **Gather your ideas.**

Draw A Story Map → Write Keywords → Tell the Story