

# WRITE SOURCE



Descriptive Writing

## LESSON 18

### Writing Activity



**Prewrite****Write****Revise****Edit****Publish**

- Capital Letters
- End marks
- Spelling

- Title
- Indent
- A neat copy


Today we'll ...

1

Review how to write  
a descriptive  
paragraph.

2

Write a  
descriptive  
paragraph.





## Let's Review

# Descriptive writing

We write what you see, hear, smell, taste, and touch.



# Let's Review

1

Prewrite

hamster	I will describe <u>waffles</u> . (topic)
train	
mouse	
waffles	
doll	

see	brown square holes strawbarrys on top
hear	crunchy
smell	toasty
taste	yummy delicious juicy
touch	warm

3

Revise

Waffles are <sup>yummy</sup> for breakfast.

They are brown with square holes.


<sup>Juicy</sup> <sup>Waffles smell toasty.</sup> strawbarrys sit on top.

They make a crunchy sound

Waffles are delicious!

5

Publish

Delicious! 

Waffles are yummy for breakfast. They are brown with square holes. Juicy strawberries sit on top. Waffles smell toasty. They make a crunchy sound. Waffles are delicious!

2

Write

Waffles are for breakfast.

They are brown with square holes.

strawbarrys sit on top.

They make a crunchy sound

Waffles are delicious!

4

Edit

Waffles are <sup>yummy</sup> for breakfast.

They are brown with square holes.


<sup>Juicy</sup> <sup>strawberries</sup> strawbarrys sit on top.

<sup>Waffles smell toasty.</sup> They make a crunchy sound.

Waffles are delicious!

## Let's Do



 Write a descriptive paragraph about a person, a place or a thing.








Let's Do

Make a sensory chart and circle out some words.

I decide to write

\_\_\_\_\_.



**Let's Do**

**Write a descriptive paragraph with your chart.**

- 1 Write a beginning for your topic.
- 2 Use the words you chose in the sensory chart to write more.



---

---

---

---

---

---

---