

WRITE SOURCE

Descriptive Writing

LESSON 16

Descriptive Paragraph
Revise

2



Prewrite

Write






Revise

Edit

Publish

 Begin Choose and Write

Think of a beginning for your topic.

	brown square holes strawberries on top
	crunchy
	toasty
	yummy delicious juicy
	warm

Choose some words in the sensory chart and use them to write sentences.



Review

Where were we last time?

Write

In our last lesson, Alice chose some words in her chart and wrote her first draft.








Waffles are for breakfast.

They are brown with square holes.

strawberry's sit on top.

They make a crunchy sound

Waffles are delicious!

	<u>brown</u> <u>square holes</u> <u>strawberries on top</u>
	<u>crunchy</u>
	toasty
	yummy <u>delicious</u> juicy
	warm

Today we'll learn ...

The Writing Process of a Descriptive Paragraph: Revise



Let's Learn

How do we revise it ?

Step 1: Read it to your partner.



Let's read and
see how to
make it better!



Waffles are for breakfast.

They are brown with square holes.

strawberrys sit on top.

They make a crunchy sound

Waffles are delicious!

Let's Learn

Step 2: Talk about sensory details.



Where do you
think I can add
more details?



Let me ask you
some questions!

Waffles are for breakfast.

They are brown with square holes.

strawberrys sit on top.

They make a crunchy sound

Waffles are delicious!

Let's Learn

Step 2: Talk about sensory details.



Waffles are for breakfast.

How do waffles taste
as breakfast?



They taste...

They are brown with square holes.

strawberry's sit on top.

How do the strawberries
look?



They look...


They make a crunchy sound

Waffles are delicious!

You didn't mention how
waffles smell!



Waffles smell...



Let's Learn

Step 2: Talk about sensory details



Waffles are for breakfast.

They are brown with square holes.

strawberry's sit on top.

They make a crunchy sound

Waffles are delicious!

How do waffles taste
as breakfast?



They taste **yummy!**

How do the strawberries
look?




They look **juicy!**

You didn't mention how
waffles smell!



Waffles smell **toasty!**



Let's Learn

Step 3: Change your draft.

Let's just
add these
details to it!



^{yummy}
Waffles are [^]for breakfast.

They are brown with square holes.

^{Juicy}
[^]strawberrys sit on top.

^{Waffles smell toasty.}

[^]They make a crunchy sound

Waffles are delicious!

It's much
better now!



Let's Do

Try to add
more sensory
words and
make it better!



This tree is growing in the sunshine.


Let's Do



Check the first draft you finished last time.
Read, talk and change it with your teacher.
Don't forget to add more sensory words.



Take a picture of your revising for the next class.



Prewrite

Write

Revise

Edit

Publish

 **Read → Talk → Change**

*** Don't forget to use more sensory details!**

