

WRITE SOURCE



Descriptive Writing

LESSON 14

Descriptive Paragraph
Prewrite



Review

- In descriptive writing, you write about **what you see, hear, smell, taste, and touch.**
- These steps will help you start descriptive writing:
 1. Think about your topic
 2. Use your senses to get ideas
 3. Write describing words



example

Our Tiring Swing

We often play on the tire swing.

A shiny chain holds the big black tire.

The tire feels warm and smooth.

The swing squeaks and creaks.

I like cooking with Grandma.

Today we'll learn ...

The Writing Process of a Descriptive Paragraph: Prewrite



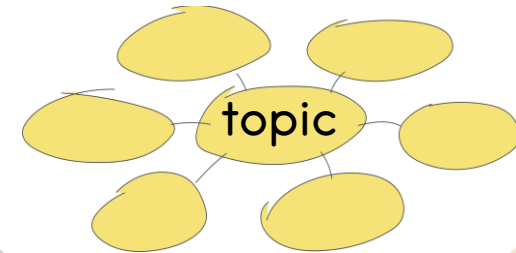
Let's Learn

Generally, we do these two things for prewriting.

Choose a Topic





Gather Details about the topic



Step 1: Think

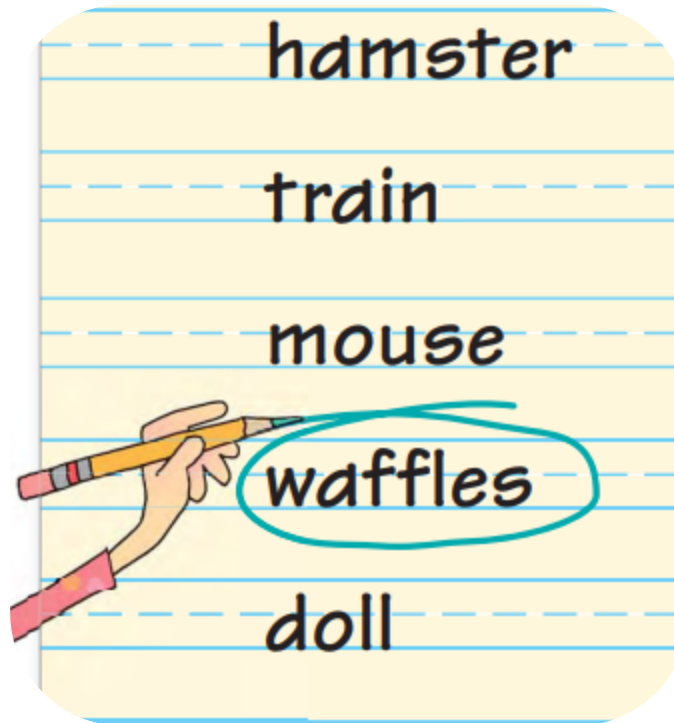
Alice thinks of things she could describe.



Let's Learn

Step 2: List and Choose

Alice lists her ideas and chooses one topic.



Let's Learn

How do we gather ideas?



What did
Alice do to
gather ideas?

	brown square holes strawberries on top
	crunchy
	toasty
	yummy delicious juicy
	warm



Let's Learn



How do we gather ideas?

1. Think

Think about your topic.

The last
time I ate
waffles...



	brown square holes strawberries on top
	crunchy
	toasty
	yummy delicious juicy
	warm

2. Write

Write describing words
on a **sensory chart**.



Let's Do



Take a picture of it
for the next class.

List some things you
want to describe.

Choose a topic and gather your ideas.

I decide to write _____.



Prewrite

Write

Revise

Edit

Publish



Choose your topic.

Think → List → Choose



Gather your ideas.

Think → Write (on a sensory chart)

