


VOCABULARY

Listen and repeat the words and sentences.

Page 1

Please refer to the definition files.



Talking Further About Future Events 1

Simple Future



Page 3

We use the simple future tense to show that something will happen or will be done at a certain point in the future.

Examples:

1. They will buy a book tomorrow.
2. Sandra will go to the city on Saturday.
3. Bob and I will play tennis later today.

“Will” and “shall” are both used to show future actions, but the word “will” is more common.

Repetition Drill

Listen to the teacher and repeat the sentences.

Page 4

1. They will play with the ball tomorrow.
2. The plane will fly tonight.
3. My sister will pay for our food on Sunday.
4. Her mom will buy and pay for all the clothes.
5. She will point at the picture.
6. I will act on the stage as Juliet.
7. My father will act fast to come home early.
8. Your dog will follow you.

Basic Single-slot Substitution Drill

Listen to the teacher and repeat the sentences.

Page 5

1. We will buy a book tomorrow.
2. She will buy a book tomorrow.
3. She will buy some books tomorrow.
4. She shall buy some books tomorrow.
5. She shall buy some fruits tomorrow.
6. She shall buy some clothes tomorrow.
7. She shall buy some bags tomorrow.
8. She shall buy some bags tonight.

Intermediate Single-slot Substitution Drill

Listen to the teacher and follow the instructions.

Page 6

1. We will buy a book tomorrow. Repeat.
2. We will buy a book tomorrow. Change: she. ----- [She will buy a book tomorrow.]
3. She will buy a book tomorrow. Change: balls. ----- [She will buy some balls tomorrow.]
4. She will buy some balls tomorrow. Change: shall. -- [She shall buy some balls tomorrow.]
5. She shall buy some balls tomorrow. Change: fruits. - [She shall buy some fruits tomorrow.]
6. She shall buy some fruits tomorrow. Change: clothes. [She shall buy some clothes tomorrow.]
7. She shall buy some clothes tomorrow. Change: bags. [She shall buy some bags tomorrow.]
8. She shall buy some bags tomorrow. Change: tonight. [She shall buy some bags tonight.]

Basic Sentence Expansion Drill

Listen to the teacher and repeat the sentences.

Page 7

1. I will play with the ball tomorrow.
2. Maria and I will play with the ball tomorrow.
3. Maria and I will buy a ball and play with the ball tomorrow.
4. Maria and I will buy a ball and play with the ball tomorrow afternoon.
5. Maria and I will buy a ball and play with the ball tomorrow afternoon in the park.

Intermediate Sentence Expansion Drill

Listen to the teacher and follow the instructions.

Page 8

1. I will play with the ball tomorrow. Repeat.
2. I will play with the ball tomorrow. Add: Maria. ---- [Maria and I will play with the ball tomorrow.]
3. Maria and I will play with the ball tomorrow. Add: buy a ball. ---- [Maria and I will buy a ball and will play with the ball tomorrow]
4. Maria and I will buy a ball and will play with the ball tomorrow. Add: afternoon. ---- [Maria and I will buy a ball and will play with the ball tomorrow afternoon.]
5. Maria and I will buy a ball and will play with the ball tomorrow afternoon. Add: in the park. ---- [Maria and I will buy a ball and will play with the ball tomorrow afternoon in the park.]

Intermediate Sentence Expansion Drill

Listen to the teacher and follow the instructions.

Page 9

1. I will pay the lady for the flower. Repeat.
2. I will pay the lady for the flower. Add: tomorrow. ---- [I will pay the lady for the flower tomorrow.]
3. I will pay the lady for the flower tomorrow. Add: white. ---- [I will pay the lady for the white flower tomorrow.]
4. I will pay the lady for the white flower tomorrow. Add: dad. ---- [Dad and I will pay the lady for the white flower tomorrow.]
5. Dad and I will pay the lady for the white flower tomorrow. Add: beautiful. ---- [Dad and I will pay the beautiful lady for the white flower tomorrow.]

Pronunciation Sentence Drill

Read the sentences.

1. I pay \$500 for the ball.
2. I play with the ball.
3. I pay \$500 to play with the ball.
4. I paid \$50 dollars to play all day.
5. She played all day without paying.

Page **10**

Transformation Drill

Listen to the teacher and follow the instructions.

Page 11

1. Her mom will buy and pay for all the clothes. Repeat.
2. Her mom will buy and pay for all the clothes. Transform: who. ---- [Who will buy and pay for all the clothes?]
3. I will pay the beautiful lady tomorrow for the flower. Repeat.
4. I will pay the beautiful lady tomorrow for the flower. Transform: when. ---- [When will I pay the beautiful lady for the flower?]
5. My sister will pay for our food on Sunday. Repeat.
6. My sister will pay for our food on Sunday. Transform: not. ---- [My sister won't pay for our food on Sunday.]
7. The plane will fly tonight. Repeat.
8. The plane will fly tonight. Transform: what. ---- [What will fly tonight?]
9. I will act on the stage as Juliet on Monday. Repeat.
10. I will act on the stage as Juliet on Monday. Transform: where. ---- [Where will I act as Juliet on Monday?]
11. Jack will work hard because the pay is good. Repeat.
12. Jack will work hard because the pay is good. Transform: who. ---- [Who will work hard because the pay is good?]

Question and Answer Drill

Listen and answer the questions in complete sentences.

Page 12

1. Can a bird fly? --- [Yes, a bird can fly.]
2. Can a bird fly without wings? ---- [No, a bird can't fly without wings. It must have a pair of wings.]
3. Can you make a plane fly? ---- [Yes, I can ... / No, I can't make ...]
4. What's the difference between repeat and follow? --- [The difference between repeat and follow is that when we repeat, we say or do things once or more than once whereas we when we follow, we copy or do what the other is doing.]
5. Follow me please. What are you doing? ---- [I'm following you.]
6. What's the other meaning of follow? ---- [The other meaning of follow is to come after the other person or people.]
7. Give me an example please. ---- [Wherever you go, she will follow you.]
8. Do you act fast every morning before going to work/school? ---- [Yes, I act ... / No, I don't act ...]
9. Do you like to act on stage? ---- [Yes, I like to ... / No, I don't like ...]

Verb-based Question Exercise

Complete the form and ask questions about the future using the verbs.

Verbs	Simple Tenses			Questions About the Future
	Present	Past	Future	
Example: write	write	wrote	will write	What will you write about your vacation?
1. buy				
2. pay				
3. act				
4. fly				
5. follow				

VOCABULARY

Listen and repeat the words and sentences.

Page 14

Please refer to the definition files.



Repetition Drill

Listen to the teacher and repeat the sentences.

Page 16

1. She spent the money I gave her.
2. My cousin tore the paper into two.
3. The students are sweeping the floor.
4. We will use the big basket to store our food.
5. Yesterday, Mr. Jones painted that wall and swept the floor.

Basic Single-slot Substitution Drill

Listen to the teacher and repeat the sentences.

Page 17

1. Mr. Jones will paint the wall.
2. Mr. Jones painted the wall.
3. Mr. Jones painted the table.
4. My dad painted the table.
5. My dad painted the floor.
6. My dad will paint the floor.
7. My dad will sweep the floor.
8. Her friend will sweep the floor.
9. Her friend swept the floor.
10. Her friend is sweeping the floor.

Intermediate Single-slot Substitution Drill

Listen to the teacher and follow the instructions.

Page 18

1. Mr. Jones will paint the wall. Repeat.
2. Mr. Jones will paint the wall. Change: painted. ---- [Mr. Jones painted the wall.]
3. Mr. Jones painted the wall. Change: table. ---- [Mr. Jones painted the table.]
4. Mr. Jones painted the table. Change: dad. ---- [Dad painted the table.]
5. Dad painted the table. Change: floor. ---- [Dad painted the floor.]
6. Dad painted the floor. Change: we. ---- [We painted the floor.]
7. We painted the floor. Change: will sweep. ---- [We will sweep the floor.]
8. We will sweep the floor. Change: Julie. ---- [Julie will sweep the floor.]
9. Julie will sweep the floor. Change: swept. ---- [Julie swept the floor.]
10. Julie swept the floor. Change: is sweeping. ---- [Julie is sweeping the floor.]

Transformation Drill

Listen to the teacher and follow the instructions.

Page 19

1. Mr. Jones painted the table. Repeat.
2. Mr. Jones painted the table. Transform: who. ---- [Who painted the table?]
3. Dad painted the chairs outside. Repeat.
4. Dad painted the chairs outside. Transform: where. ---- [Where did dad paint the chairs?]
5. We will paint the wall on Tuesday. Repeat.
6. We will paint the wall on Tuesday. Transform: when. ---- [When will we paint the wall?]
7. Julie will sweep the floor. Repeat.
8. Julie will sweep the floor. Transform: not. ---- [Julie will not sweep the floor.]
9. Dad and Julie painted the table. Repeat.
10. Dad and Julie painted the table. Transform: what. ---- [What did dad and Julie paint?]

Basic Sentence Expansion Drill

Listen to the teacher and repeat the sentences.

Page 20

1. Mary spent her money.
2. Mary spent her money to buy that dress.
3. Mary spent all her money to buy that dress.
4. Mary spent all her money to buy that red dress.
5. Mary spent all her money to buy that beautiful red dress.
6. Mary and Rose spent their money to buy that beautiful red dress.

Intermediate Sentence Expansion Drill

Listen to the teacher and follow the instructions.

Page 21

1. Mary spent her money. Repeat.
2. Mary spent her money. Add: to buy that dress. ---- [Mary spent her money to buy that dress.]
3. Mary spent her money to buy that dress. Add: all. ---- [Mary spent all her money to buy that dress.]
4. Mary spent all her money to buy that dress. Add: red. ---- [Mary spent all her money to buy that red dress.]
5. Mary spent all her money to buy that red dress. Add: beautiful. ---- [Mary spent all her money to buy that beautiful red dress.]
6. Mary spent all her money to buy that beautiful red dress. Add: Diana. ---- [Mary and Diana spent all their money to buy that beautiful red dress.]

Mixed Drill

Listen to the teacher and follow the instructions.

Page 22

1. Diana put the food in the fridge. Repeat.
2. Diana put the food in the fridge. Add: white. ---- [Diana put the food in the white fridge.]
3. Diana put the food in the white fridge. Change: stored. ---- [Diana stored the food in the white fridge.]
4. Diana stored the food in the white fridge. Add: delicious. ---- [Diana stored the delicious food in the white fridge.]
5. Diana stored the delicious food in the white fridge. Change: we. ---- [We stored the delicious food in the white fridge.]
6. We stored the delicious food in the white fridge. Change: cabinet. ---- [We stored the delicious food in the white cabinet.]
7. We stored the delicious food in the white cabinet. Change: jewels. ---- [We stored the jewels in the white cabinet.]

Mixed Drill

Listen to the teacher and follow the instructions.

Page 23

8. We stored the jewels in the white cabinet. Change: pieces of paper. ---- [We stored the pieces of paper in the white cabinet.]

9. We stored the pieces of paper in the white cabinet: Change: office. ---- [We stored the pieces of paper in the office.]

10. We stored the pieces of paper in the office. Change: tore. ---- [We tore the pieces of paper in the office.]

11. We tore the pieces of paper in the office. Add: old. ---- [We tore the old pieces of paper in the office.]

12. We tore the old pieces of paper in the office. Transform: not. ---- [We didn't tear the old pieces of paper in the office.]

13. We didn't tear the old pieces of paper in the office. Transform: what. ---- [What didn't we tear in the office?]

Transformation Drill

Listen to the teacher and follow the instructions.

Page 24

1. She spent the money I gave her. Repeat.
2. She spent the money I gave her. Transform: who. ---- [Who spent the money I gave her?]
3. My cousin tore the sheet of paper into two. Repeat.
4. My cousin tore the sheet of paper into two. Transform: what. ---- [What did my cousin tear into two?]
5. The students are sweeping the floor. Repeat.
6. The students are sweeping the floor. Transform: not. ---- [The students are not sweeping the floor.]
7. Mom stored the food in the basket. Repeat.
8. Mom stored the food in the basket. Transform: where. ---- [Where did mom store the food?]
9. Yesterday, Mr. Jones painted that wall and swept the floor. Repeat.
10. Yesterday, Mr. Jones painted that wall and swept the floor. Transform: when. ---- [When did Mr. Jones paint that wall and sweep the floor?]

Question and Answer with Prompt Drill

Listen and answer the questions in complete sentences.

Page 25

1. What are the three forms of tear? The three forms of tear are ... ---- [The three forms of tear are tear – tore – torn.]

2. What am I doing? You're tearing ... ---- [You're tearing a piece of paper.]

3. Where do we generally store our food? We generally store ... ---- [We generally store our food in the fridge.]

4. How much did you spend to buy your cellphone? I spent ... ---- [I spent to buy my cellphone.]

5. Do you spend much of your time watching TV?

Yes, I spend ... ---- [Yes, I spend much of my time watching TV.]

No, I don't spend ... ---- [No, I don't spend much of my time watching TV.]

Question and Answer with Prompt Drill

Listen and answer the questions in complete sentences.

Page 26

6. Do you spend time traveling?

Yes, I spend ... ---- [Yes, I spend time traveling.]

No, I don't spend ... ---- [No, I don't spend time traveling.]

7. What are the three forms of sweep? The three forms of sweep are ---- [The three forms of sweep are sweep – swept – swept.]

8. What do we use to sweep our floors? We use a ... ---- [We use a broom to sweep our floors.]

9. What's another meaning of paint? Another meaning of paint is ... ----
[Another meaning of paint is to make a picture and put color on it.]

10. Give me an example please. Leonardo da Vinci painted ... ---- [Leonardo da Vinci painted the Mona Lisa.]

Verb-based Question Exercise

Read the sentences and replace the underlined words with proper words from the box.

plane	sweets	door	days	dirt	dress
-------	--------	------	------	------	-------

Example: The bird is flying in the sky. plane

1. I spend my time doing nothing.
2. The woman is tearing the paper slowly.
3. My grandma stores the food in the kitchen cabinet.
4. I will sweep the floor later.
5. They paint the wall with the color brown.

Page 27

VOCABULARY


Listen and repeat the words and sentences.

Page 28

Please refer to the definition files.



29



30

Repetition Drill

Listen to the teacher and repeat the sentences.

Page 31

1. Somebody ate my cookies!
2. My friends and I drank five bottles of red wine.
3. My nephew likes tomatoes.
4. I eat toast and drink a glass of tomato juice for my breakfast.
5. The children are eating oranges.
6. Oranges, apples and bananas are fruits.
7. Vegetables are good for the body.
8. I like strawberry salad more than vegetable salad.
9. She bought the strawberries in the supermarket.
10. We put sugar in our coffee to make it sweet.
11. I ate sausages and eggs this morning.
12. The soup is delicious.

Pronunciation Repetition Drill

Listen to the teacher and repeat the words.

Page 32

1. vegetables
2. salad
3. delicious
4. strawberry
5. breakfast
6. sausage
7. orange

Basic Single-slot Substitution Drill

Listen to the teacher and repeat the sentences.

Page 33

1. I ate an orange yesterday.
2. I ate a strawberry yesterday.
3. I ate a tomato yesterday.
4. She ate a tomato yesterday.
5. She ate a cookie yesterday.
6. She ate toast yesterday.
7. She bought toast yesterday.
8. She bought a salad yesterday.
9. She bought a sausage yesterday.
10. She bought vegetables yesterday.

Intermediate Single-slot Substitution Drill

Listen to the teacher and follow the instructions.

Page 34

1. I ate an orange yesterday. Repeat.
2. I ate an orange yesterday. Change: strawberry. ---- [I ate a strawberry yesterday.]
3. I ate a strawberry yesterday. Change: tomato. ---- [I ate a tomato yesterday.]
4. I ate a tomato yesterday. Change: she. ---- [She ate a tomato yesterday.]
5. She ate a tomato yesterday. Change: cookie. ---- [She ate a cookie yesterday.]
6. She ate a cookie yesterday. Change: toast. ---- [She ate toast yesterday.]
7. She ate toast yesterday. Change: bought. ---- [She bought toast yesterday.]
8. She bought toast yesterday. Change: salad. ---- [She bought a salad yesterday.]
9. She bought a salad yesterday. Change: sausage. ---- [She bought a sausage yesterday.]
10. She bought a sausage yesterday. Change: vegetables. ---- [She bought vegetables yesterday.]

Basic Sentence Expansion Drill

Listen to the teacher and repeat the sentences.

Page 35

1. My boss drank wine.
2. My boss drank a glass of wine.
3. My boss drank a glass of cold wine.
4. My boss and I drank a glass of cold wine.
5. My boss and I drank a glass of cold, red wine.
6. My boss and I drank a glass of cold, red wine yesterday.
7. My boss and I drank two glasses of cold, red wine yesterday.

Intermediate Sentence Expansion Drill

Listen to the teacher and follow the instructions.

Page 36

1. My boss drank wine. Repeat.
2. My boss drank wine. Add: glass. ---- [My boss drank a glass of wine.]
3. My boss drank a glass of wine. Add: cold. ---- [My boss drank a glass of cold wine.]
4. My boss drank a glass of cold wine. Add: I. ---- [My boss and I drank a glass of cold wine.]
5. My boss and I drank a glass of cold wine. Add: red. ---- [My boss and I drank a glass of cold, red wine.]
6. My boss and I drank a glass of cold, red wine. Add: yesterday. ---- [My boss and I drank a glass of cold, red wine yesterday.]
7. My boss and I drank a glass of cold, red wine yesterday. Add: two. ---- [My boss and I drank two glasses of cold, red wine yesterday.]

Mixed Drill

Listen to the teacher and follow the instructions.

Page 37

1. He buys vegetables. Repeat.
2. He buys vegetables. Change: bought. ---- [He bought vegetables.]
3. He bought vegetables. Add: wine. ---- [He bought vegetables and wine.]
4. He bought vegetables and wine. Change: will buy. ---- [He will buy vegetables and wine.]
5. He will buy vegetables and wine. Add: a bottle of. ---- [He will buy vegetables and a bottle of wine.]
6. He will buy vegetables and a bottle of wine. Add: drink. ---- [He will buy vegetables and drink a bottle of wine.]
7. He will buy vegetables and drink a bottle of wine. Change: eat. ---- [He will eat vegetables and drink a bottle of wine.]
8. He will eat vegetables and drink a bottle of wine. Change: juice. ---- [He will eat vegetables and drink a bottle of juice.]
9. He will eat vegetables and drink a bottle of juice. Change: toast. ---- [He will eat toast and drink a bottle of juice.]

Transformation Drill

Listen to the teacher and follow the instructions.

Page 38

1. She bought the strawberries in the supermarket. Repeat.
2. She bought the strawberries in the supermarket. Transform: where. ---- [Where did she buy the strawberries?]
3. We put sugar in our coffee to make it sweet. Repeat.
4. We put sugar in our coffee to make it sweet. Transform: what. ---- [What do we put in our coffee to make it sweet?]
5. I ate sausages and some eggs this morning. Repeat.
6. I ate sausages and some eggs this morning. Transform: when. ---- [When did I eat sausages and some eggs?]
7. The children are eating oranges. Repeat.
8. The children are eating oranges. Transform: who. ---- [Who are eating oranges?]
9. I like strawberry salad more than vegetable salad. Repeat.
10. I like strawberry salad more than vegetable salad. Transform: not. ---- [I don't like strawberry salad more than vegetable salad.]

Verb-based Question Exercise

Give the verbs in the given tenses and make sentences using given words.

Example: break (simple past) wine, Mark
broke - Mark broke the bottle of wine.

- | | | |
|---------|----------------------|----------------|
| 1. cut | (simple past) | tomato, table |
| 2. make | (present continuous) | salad, house |
| 3. give | (simple future) | juice, brother |
| 4. hide | (simple present) | cookie, car |
| 5. fall | (simple past) | orange, ground |

- 1. They will play with the ball tomorrow.**
- 2. The plane will fly tonight.**
- 3. My sister will pay for our food on Sunday.**
- 4. Her mom will buy and pay for all the clothes.**
- 5. She will point at the picture.**
- 6. I will act on the stage as Juliet.**
- 7. My father will act fast to come home early.**
- 8. Your dog will follow you.**

Page **40**

1. She spent the money I gave her.
2. My cousin tore the paper into two.
3. The students are sweeping the floor.
4. We will use the big basket to store our food.
5. Yesterday, Mr. Jones painted that wall and swept the floor.

- 1. Somebody ate my cookies!**
- 2. My friends and I drank five bottles of red wine.**
- 3. My nephew likes tomatoes.**
- 4. I eat toast and drink a glass of tomato juice for my breakfast.**
- 5. The children are eating oranges.**
- 6. Oranges, apples and bananas are fruits.**

7. Vegetables are good for the body.
8. I like strawberry salad more than vegetable salad.
9. She bought the strawberries in the supermarket.
10. We put sugar in our coffee to make it sweet.
11. I ate sausages and eggs this morning.
12. The soup is delicious.

Pronunciation Sentence Drill

Read the sentences.

1. I pay \$500 for the ball.
2. I play with the ball.
3. I pay \$500 to play with the ball.
4. I paid \$50 dollars to play all day.
5. She played all day without paying.

Page 44

Intermediate Single-slot Substitution Drill

Listen to the teacher and follow the instructions.

Page 45

1. We will buy a book tomorrow.
2. We will buy a book tomorrow. Change: she. ---- [She will buy a book tomorrow.]
3. She will buy a book tomorrow. Change: balls. ---- [She will buy some balls tomorrow.]
4. She will buy some balls tomorrow. Change: shall. ---- [She shall buy some balls tomorrow.]
5. She shall buy some balls tomorrow. Change: fruits. ---- [She shall buy some fruits tomorrow.]
6. She shall buy some fruits tomorrow. Change: clothes. ---- [She shall buy some clothes tomorrow.]
7. She shall buy some clothes tomorrow. Change: bags. ---- [She shall buy some bags tomorrow.]
8. She shall buy some bags tomorrow. Change: tonight. ---- [She shall buy some bags tonight.]

Pronunciation Repetition Drill

Listen to the teacher and repeat the words.

Page 46

1. vegetables
2. salad
3. delicious
4. strawberry
5. breakfast
6. sausage
7. orange

Transformation Drill

Listen to the teacher and follow the instructions.

Page 47

1. Her mom will buy and pay for all the clothes. Repeat.
2. Her mom will buy and pay for all the clothes. Transform: who. ---- [Who will buy and pay for all the clothes?]
3. I will pay the beautiful lady tomorrow for the flower. Repeat.
4. I will pay the beautiful lady tomorrow for the flower. Transform: when. ---- [When will I pay the beautiful lady for the flower?]
5. My sister will pay for our food on Sunday. Repeat.
6. My sister will pay for our food on Sunday. Transform: not. ---- [My sister won't pay for our food on Sunday.]

Transformation Drill

Listen to the teacher and follow the instructions.

Page 48

7. The plane will fly tonight. Repeat.
8. The plane will fly tonight. Transform: what. ---- [What will fly tonight?]
9. I will act on the stage as Juliet on Monday. Repeat.
10. I will act on the stage as Juliet on Monday. Transform: where. ---- [Where will I act as Juliet on Monday?]
11. Jack will work hard because the pay is good. Repeat.
12. Jack will work hard because the pay is good. Transform: who. ---- [Who will work hard because the pay is good?]

Basic Single-slot Substitution Drill

Listen to the teacher and repeat the sentences.

Page 49

1. I ate an orange yesterday.
2. I ate a strawberry yesterday.
3. I ate a tomato yesterday.
4. She ate a tomato yesterday.
5. She ate a cookie yesterday.
6. She ate toast yesterday.
7. She bought toast yesterday.
8. She bought a salad yesterday.
9. She bought a sausage yesterday.
10. She bought vegetables yesterday.

Intermediate Single-slot Substitution Drill

Listen to the teacher and follow the instructions.

Page 50

1. We will buy a book tomorrow. Repeat.
2. We will buy a book tomorrow. Change: she. ---- [She will buy a book tomorrow.]
3. She will buy a book tomorrow. Change: balls. ---- [She will buy some balls tomorrow.]
4. She will buy some balls tomorrow. Change: shall. ---- [She shall buy some balls tomorrow.]
5. She shall buy some balls tomorrow. Change: fruits. ---- [She shall buy some fruits tomorrow.]
6. She shall buy some fruits tomorrow. Change: clothes. ---- [She shall buy some clothes tomorrow.]
7. She shall buy some clothes tomorrow. Change: bags. ---- [She shall buy some bags tomorrow.]
8. She shall buy some bags tomorrow. Change: tonight. ---- [She shall buy some bags tonight.]

Question and Answer with Prompt Drill

Listen and answer the questions in complete sentences.

Page 51

1. What are the three forms of tear? The three forms of tear are ... ---- [The three forms of tear are tear – tore – torn.]

2. What am I doing? You're tearing ... ---- [You're tearing a piece of paper.]

3. Where do we generally store our food? We generally store ... ---- [We generally store our food in the fridge.]

4. How much did you spend to buy your cellphone? I spent ... ---- [I spent to buy my cellphone.]

5. Do you spend much of your time watching TV?

Yes, I spend ... ---- [Yes, I spend much of my time watching TV.]

No, I don't spend ... ---- [No, I don't spend much of my time watching TV.]

Question and Answer with Prompt Drill

Listen and answer the questions in complete sentences.

Page 52

6. Do you spend time traveling?

Yes, I spend ... ---- [Yes, I spend time traveling.]

No, I don't spend ... ---- [No, I don't spend time traveling.]

7. What are the three forms of sweep? The three forms of sweep are ---- [The three forms of sweep are sweep – swept – swept.]

8. What do we use to sweep our floors? We use a ... ---- [We use a broom to sweep our floors.]

9. What's another meaning of paint? Another meaning of paint is ... ----
[Another meaning of paint is to make a picture and put color on it.]

10. Give me an example please. Leonardo da Vinci painted ... ---- [Leonardo da Vinci painted the Mona Lisa.]

Intermediate Single-slot Substitution Drill

Listen to the teacher and follow the instructions.

Page 53

1. Mr. Jones will paint the wall. Repeat.
2. Mr. Jones will paint the wall. Change: painted. ---- [Mr. Jones painted the wall.]
3. Mr. Jones painted the wall. Change: table. ---- [Mr. Jones painted the table.]
4. Mr. Jones painted the table. Change: dad. ---- [Dad painted the table.]
5. Dad painted the table. Change: floor. ---- [Dad painted the floor.]
6. Dad painted the floor. Change: we. ---- [We painted the floor.]
7. We painted the floor. Change: will sweep. ---- [We will sweep the floor.]
8. We will sweep the floor. Change: Julie. ---- [Julie will sweep the floor.]
9. Julie will sweep the floor. Change: swept. ---- [Julie swept the floor.]
10. Julie swept the floor. Change: sweeping. ---- [Julie is sweeping the floor.]

Basic Single-slot Substitution Drill

Listen to the teacher and repeat the sentences.

Page 54

1. Mr. Jones will paint the wall.
2. Mr. Jones painted the wall.
3. Mr. Jones painted the table.
4. My dad painted the table.
5. My dad painted the floor.
6. My dad will paint the floor.
7. My dad will sweep the floor.
8. Her friend will sweep the floor.
9. Her friend swept the floor.
10. Her friend is sweeping the floor.

Verb-based Question Exercise

Give the verbs in the given tenses and make sentences using given words.

Example: break (simple past) wine, Mark
broke - Mark broke the bottle of wine.

- | | | |
|---------|----------------------|----------------|
| 1. cut | (simple past) | tomato, table |
| 2. make | (present continuous) | salad, house |
| 3. give | (simple future) | juice, brother |
| 4. hide | (simple present) | cookie, car |
| 5. fall | (simple past) | orange, ground |

Intermediate Single-slot Substitution Drill

Listen to the teacher and follow the instructions.

Page 56

1. I ate an orange yesterday. Repeat.
2. I ate an orange yesterday. Change: strawberry. ---- [I ate a strawberry yesterday.]
3. I ate a strawberry yesterday. Change: tomato. ---- [I ate a tomato yesterday.]
4. I ate a tomato yesterday. Change: she. ---- [She ate a tomato yesterday.]
5. She ate a tomato yesterday. Change: cookie. ---- [She ate a cookie yesterday.]
6. She ate a cookie yesterday. Change: toast. ---- [She ate toast yesterday.]
7. She ate toast yesterday. Change: bought. ---- [She bought toast yesterday.]
8. She bought toast yesterday. Change: salad. ---- [She bought a salad yesterday.]
9. She bought a salad yesterday. Change: sausage. ---- [She bought a sausage yesterday.]
10. She bought a sausage yesterday. Change: vegetables. ---- [She bought vegetables yesterday.]

Writing Exercise

Listen and type the sentences in the chat box.

Page 57

1. I will play with the ball tomorrow.
2. She spent the money I gave her.
3. The children are eating oranges.
4. She bought the strawberries in the supermarket.
5. Mr. Jones painted the table.
6. I like strawberry salad more than vegetable salad.
7. Diana put the food in the white fridge.

VOCABULARY

Listen and repeat the words and sentences.

Page 58

Please refer to the definition files.



Repetition Drill

Listen to the teacher and repeat the sentences.

Page 60

1. I sometimes wave my hand to say 'hi'.
2. Anna said goodbye to my friends before going home.
3. She's so dear to me!
4. I need to go to school now. Bye!
5. Mother kissed her on the cheek.
6. We welcomed our visitors with a warm smile.
7. My sister hugged our little brother.
8. Father kisses us on the forehead before we sleep.

Basic Single-slot Substitution Drill

Listen to the teacher and repeat the sentences.

Page 61

1. My daughter said goodbye to us.
2. My daughter said good night to us.
3. My son said good night to us.
4. My son said good night to me.
5. My son said good bye to me.
6. My dear said good bye to me.
7. My dear said good afternoon to me.

Intermediate Single-slot Substitution Drill

Listen to the teacher and follow the instructions.

Page 62

1. My daughter said goodbye to us. Repeat.
2. My daughter said goodbye to us. Change: good night. ---- [My daughter said good night to us.]
3. My daughter said good night to us. Change: son. ---- [My son said good night to us.]
4. My son said good night to us. Change: me. ---- [My son said good night to me.]
5. My son said good night to me. Change: goodbye. ---- [My son said goodbye to me.]
6. My son said goodbye to me. Change: dear. ---- [My dear said goodbye to me.]
7. My dear said goodbye to me. Change: she. ---- [She said goodbye to me.]

Basic Sentence Expansion Drill

Listen to the teacher and repeat the sentences.

Page 63

1. I said goodbye.
2. Yesterday, I said goodbye.
3. Yesterday, Maria and I said goodbye.
4. Yesterday, Maria and I said goodbye and waved our hands.
5. Yesterday, Maria and I said goodbye to them and waved our hands.

Intermediate Sentence Expansion Drill

Listen to the teacher and follow the instructions.

Page 64

1. I said goodbye. Repeat.
2. I said goodbye. Add: yesterday. ---- [Yesterday, I said goodbye.]
3. Yesterday, I said goodbye. Add: Maria. ---- [Yesterday, Maria and I said goodbye.]
4. Yesterday, Maria and I said goodbye. Add: waved our hands. ---- [Yesterday, Maria and I said goodbye and waved our hands.]
5. Yesterday, Maria and I said goodbye and waved our hands. Add: to them. ---- [Yesterday, Maria and I said goodbye to them and waved our hands.]

Transformation Drill

Listen to the teacher and follow the instructions.

Page 65

1. We welcomed our visitors with a warm smile. Repeat.
2. We welcomed our visitors with a warm smile. Transform: how. ---- [How did we welcome our visitors?]
3. My sister hugged our little brother. Repeat.
4. My sister hugged our little brother. Transform: who. ---- [Who hugged our little brother?]
5. Mother kissed her on the cheek. Repeat.
6. Mother kissed her on the cheek. Transform: where. ---- [Where did my mother kiss her?]
7. Mary gave her a kiss before going to school. Repeat.
8. Mary gave her a kiss before going to school. Transform: what. ---- [What did Mary give her before going to school?]
9. We are all welcome to go to the party. Repeat.
10. We are all welcome to go to the party. Transform: not. ---- [We are not all welcome to go to the party.]

Mixed Drill

Listen to the teacher and follow the instructions.

Page 66

1. We said goodbye. Repeat.
2. We said goodbye. Add: to each other. ---- [We said goodbye to each other.]
3. We said goodbye to each other. Change: Maria and Justin. ---- [Maria and Justin said goodbye to each other.]
4. Maria and Justin said goodbye to each other. Change: good morning. ---- [Maria and Justin said good morning to each other.]
5. Maria and Justin said good morning to each other. Change: they. ---- [They said good morning to each other.]
6. They said good morning to each other. Add: hug. ---- [They said good morning and hugged each other.]

Minimal Pair Repetition Drill

Listen to the teacher and repeat the words.

Page 67

1. kiss, kids
2. bye, die
3. night, light
4. wave, wait

JUMBLED SENTENCES

Reorder the words to make a grammatical sentence.

1. hand / I / hi / my / wave / to / say /.
2. home / Anna / goodbye / said / going / before /.
3. the / on / father / we / us / kisses / sleep / before / forehead /.
4. kisses / my / welcomed / with / me / parents / and / hugs /.
5. now/ bye / dear / for /.

Page 68

- [1. I wave my hand to say 'hi'.]
- [2. Anna said goodbye before going home.]
- [3. Father kisses us on the forehead before we sleep.]
- [4. My parents welcomed me with hugs and kisses.]
- [5. Bye for now, dear!]

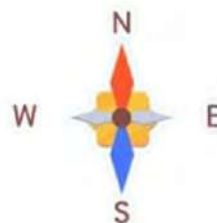
VOCABULARY

Listen and repeat the words and sentences.

Page 69

Please refer to the definition files.







Repetition Drill

Listen to the teacher and repeat the sentences.

Page 73

1. I prefer red to pink.
2. Perhaps, going to the theater together is fun.
3. They drove and reached this point of the town.
4. The price of the gasoline went up.
5. North, south, east and west are the four cardinal points.
6. Amy will go south for her vacation.
7. She lives away from her family.
8. I can't walk any farther.
9. I live near the park.
10. The time now is 2:45. It's nearly 3:00.

Pronunciation Repetition Drill

Listen to the teacher and repeat the words.

Page 74

1. farther
2. nearly
3. north
4. perhaps
5. prefer
6. park

Basic Single-slot Substitution Drill

Listen to the teacher and repeat the sentences.

Page 75

1. The train is moving fast going north of the city.
2. The train is moving slowly going north of the city.
3. The horse is moving slowly going north of the city.
4. The horse is running slowly going north of the city.
5. The horse is running slowly going east of the city.
6. The horse is running slowly going east of the mountain.
7. The man is running slowly going east of the mountain.
8. The man is walking slowly going east of the mountain.
9. The man is walking slowly going up the mountain.

Intermediate Single-slot Substitution Drill

Listen to the teacher and follow the instructions.

Page 76

1. The train runs fast going north of the city. Repeat.
2. The train runs fast going north of the city. Change: slowly. ---- [The train runs slowly going north of the city.]
3. The train runs slowly going north of the city. Change: horse. ---- [The horse runs slowly going north of the city.]
4. The horse runs slowly going north of the city. Change: east. ---- [The horse runs slowly going east of the city.]
5. The horse runs slowly going east of the city. Change: mountain. ---- [The horse runs slowly going east of the mountain.]
6. The horse runs slowly going east of the mountain. Change: man. ---- [The man runs slowly going east of the mountain.]
7. The man runs slowly going east of the mountain. Change: walks. ---- [The man walks slowly going east of the mountain.]
8. The man walks slowly going east of the mountain. Change: up. ---- [The man walks slowly going up the mountain.]

Basic Sentence Expansion Drill

Listen to the teacher and repeat the sentences.

Page 77

1. Living away from home is sad.
2. Living farther away from home is sad.
3. Perhaps, living farther away from home is sad.
4. Perhaps, living farther away from home is very sad.
5. Perhaps, living farther away from home now is very sad.

Intermediate Sentence Expansion Drill

Listen to the teacher and follow the instructions.

Page 78

1. Living away from home is sad. Repeat.
2. Living away from home is sad. Add: farther. ---- [Living farther away from home is sad.]
3. Living farther away from home is sad. Add: perhaps. ---- [Perhaps, living farther away from home is sad.]
4. Perhaps, living farther away from home is sad. Add: very. ---- [Perhaps, living farther away from home is very sad.]

Mixed Drill

Listen to the teacher and follow the instructions.

Page 79

1. I almost forgot the way to the church. Repeat.
2. I almost forgot the way to the church. Add: old. ---- [I almost forgot the way to the old church.]
3. I almost forgot the way to the old church. Change: nearly. ---- [I nearly forgot the way to the old church.]
4. I nearly forgot the way to the old church. Change: school. ---- [I nearly forgot the way to the old school.]
5. I nearly forgot the way to the old school. Change: we. ---- [We nearly forgot the way to the old school.]
6. We nearly forgot the way to the old school. Add: shortest. ---- [We nearly forgot the shortest way to the old school.]

Transformation Drill

Listen to the teacher and follow the instructions.

Page 80

1. The policeman said that the forest was in the north. Repeat.
2. The policeman said that the forest was in the north. Transform: who. ---- [Who said that the forest was in the north?]
3. I prefer basketball to soccer. Repeat.
4. I prefer basketball to soccer. Transform: what. ---- [What other sports do you prefer to soccer?]
5. We can see many flowers in the south. Repeat.
6. We can see many flowers in the south. Transform: where. ---- [Where can we see many flowers?]
7. We will meet at this point of the field tonight. Repeat.
8. We will meet at this point of the field tonight. Transform: when. ---- [When will we meet at this point of the field?]
9. My teacher lives near the sea. Repeat.
10. My teacher lives near the sea. Transform: not. ---- [My teacher doesn't live near the sea.]

Sound (phoneme) Identification Drill

Listen to the teacher, repeat, and tick the correct sound.

	/i/	/i:/		/i/	/i:/
1. th <u>re</u> e			7. man <u>y</u>		
2. fam <u>i</u> ly			8. s <u>ea</u>		
3. betw <u>ee</u> n			9. slow <u>y</u>		
4. near <u>l</u> y			10. w <u>e</u>		
5. t <u>ea</u>			11. s <u>ee</u>		
6. cit <u>y</u>			12. ver <u>y</u>		

Page 81

[/i/ ---- family, nearly, city, many, slowly, very]

[/i:/ ---- three, between, tea, sea, we, see]

Choose the correct word that fits the sentence.

1. It's (near, nearly) five o'clock! We need to do this now.
2. Going (up, upper) was difficult for my grandmother.
3. The shop was (far, farther) down the road.
4. My neighbor moved (near, away) last week.
5. I'm not sure where they are. (Surely, Perhaps,) they're in the mall.

Page **82**

[1. nearly, 2. up, 3. farther, 4. away, 5. Perhaps]

VOCABULARY

Listen and repeat the words and sentences.

Page **83**

Please refer to the definition files.





Repetition Drill

Listen to the teacher and repeat the sentences.

Page 86

1. He loves food; he eats anywhere.
2. I pass the central park on my way to school.
3. I bought this bed downtown.
4. My sister was sitting at a nearby table.
5. My office is on the northern side of the building.
6. The southern girl was really beautiful.
7. It's dangerous to travel in the western part of the town.
8. Japan is in Eastern Asia.
9. We stopped at the gasoline station last night.
10. Anna parked her car nearby.

Basic Single-slot Substitution Drill

Listen to the teacher and repeat the sentences.

Page 87

1. She is driving in the central village with her husband.
2. She is driving in the nearby village with her husband.
3. She is driving in the northern village with her husband.
4. Elizabeth is driving in the northern village with her husband.
5. Elizabeth is driving in the southern village with her husband.
6. Elizabeth is driving in the southern village with her mom.
7. Elizabeth is driving in the eastern village with her mom.
8. They are driving in the eastern village with their mom.
9. They are driving in the western village with their mom.
10. They are driving in the western village with their children.

Intermediate Single-slot Substitution Drill

Listen to the teacher and follow the instructions.

Page 88

1. She is driving in the central village with her husband. Repeat.
2. She is driving in the central village with her husband. Change: nearby. ----
[She is driving in the nearby village with her husband.]
3. She is driving in the nearby village with her husband. Change: northern. ----
[She is driving in the northern village with her husband.]
4. She is driving in the northern village with her husband. Change: Elizabeth. ---
- [Elizabeth is driving in the northern village with her husband.]
5. Elizabeth is driving in the northern village with her husband. Change:
southern. ---- [Elizabeth is driving in the southern village with her husband.]
6. Elizabeth is driving in the southern village with her husband. Change: mom. -
--- [Elizabeth is driving in the southern village with her mom.]
7. Elizabeth is driving in the southern village with her mom. Change: eastern. ---
- [Elizabeth is driving in the eastern village with her mom.]
8. Elizabeth is driving in the eastern village with her mom. Change: they. ----
[They are driving in the eastern village with their mom.]
9. They are driving in the eastern village with their mom. Change: western. ----
[They are driving in the western village with their mom.]
10. They are driving in the western village with their mom. Change: children. ----
[They are driving in the western village with their children.]

Mixed Drill

Listen to the teacher and follow the instructions.

Page 89

1. My neighbor parked her car nearby. Repeat.
2. My neighbor parked her car nearby. Change: at the station. ---- [My neighbor parked her car at the station.]
3. My neighbor parked her car at the station. Add: central. ---- [My neighbor parked her car at the central station.]
4. My neighbor parked her car at the central station. Change: sister. ---- [My sister parked her car at the central station.]
5. My sister parked her car at the central station. Change: downtown. ---- [My sister parked her car downtown.]
6. My sister parked her car downtown. Change: professor. ---- [My professor parked her car downtown.]
7. My professor parked her car downtown. Change: drives. ---- [My professor drives her car downtown.]
8. My professor drives her car downtown. Add: blue. ---- [My professor drives her blue car downtown.]
9. My professor drives her blue car downtown. Add: slowly. ---- [My professor slowly drives her blue car downtown.]
10. My professor slowly drives her blue car downtown. Change: anywhere. ---- [My professor slowly drives her blue car anywhere.]

Transformation Drill

Listen to the teacher and follow the instructions.

Page 90

1. The vehicle is parked at the gasoline station. Repeat.
2. The vehicle is parked at the gasoline station. Transform: where. [Where is the vehicle parking?]
3. There are a lot of people downtown on the weekend. Repeat.
4. There are a lot of people downtown on the weekend. Transform: when. [When are there a lot of people downtown?]
5. I can go anywhere. Repeat.
6. I can go anywhere. Transform: not. [I can't go anywhere.]
7. We like the central park. Repeat.
8. We like the central park. Transform: who. [Who likes the central park?]
9. The students at the nearby table are very noisy. Repeat.
10. The students at the nearby table are very noisy. Transform: where. [Where are the very noisy students?]

Sound (phoneme) Identification Drill

Listen to the teacher, repeat, and tick the correct sound.

	/e/	/i:/		/e/	/i:/
1. <u>a</u> n anywhere			5. tr <u>ee</u>		
2. c <u>e</u> ntral			6. <u>e</u> astern		
3. <u>e</u> ast			7. w <u>e</u> stern		
4. w <u>e</u> st					

Page 91

[/e/ ---- anywhere, central, west, western]

[/i:/ ---- east, tree, eastern]

Correct or Incorrect Exercise

Listen and tell whether the sentence is correct or incorrect.

Page 92

1. Those people at the nearby are having fun. [incorrect – remove “at the”]
2. We watched a show in the western. [incorrect – change “western” into “west”]
3. The tennis competition will be held downtown. [correct]
4. Most of them went to anywhere last summer. [incorrect – change “anywhere” to “somewhere”]
5. Trains are parked at the train station. [correct]

- 1. I sometimes wave my hand to say 'hi'.**
- 2. Anna said goodbye to my friends before going home.**
- 3. She's so dear to me!**
- 4. I need to go to school now. Bye!**
- 5. Mother kissed her on the cheek.**
- 6. We welcomed our visitors with a warm smile.**
- 7. My sister hugged our little brother.**
- 8. Father kisses us on the forehead before we sleep.**

Page **93**

- 1. I prefer red to pink.**
- 2. Perhaps, going to the theater together is fun.**
- 3. They drove and reached this point of the town.**
- 4. The price of the gasoline went up.**
- 5. North, south, east and west are the four cardinal points.**

- 6. Amy will go south for her vacation.**
- 7. She lives away from her family.**
- 8. I can't walk any farther.**
- 9. I live near the park.**
- 10. The time now is 2:45. It's nearly 3:00.**

- 1. He loves food; he eats anywhere.**
- 2. I pass the central park on my way to school.**
- 3. I bought this bed downtown.**
- 4. My sister was sitting at a nearby table.**
- 5. My office is on the northern side of the building.**

6. The southern girl was really beautiful.
7. It's dangerous to travel in the western part of the town.
8. Japan is in Eastern Asia.
9. We stopped at the gasoline station last night.
10. Anna parked her car nearby.

Minimal Pair Repetition Drill

Listen to the teacher and repeat the words.

Page 98

1. kiss, kids
2. bye, die
3. night, light
4. wave, wait

Basic Single-slot Substitution Drill

Listen to the teacher and repeat the sentences.

Page 99

1. My daughter said goodbye to us.
2. My daughter said good night to us.
3. My son said good night to us.
4. My son said good night to me.
5. My son said goodbye to me.
6. My dear said goodbye to me.
7. My dear said good afternoon to me.

Pronunciation Repetition Drill

Listen to the teacher and repeat the words.

Page 100

1. farther
2. nearly
3. north
4. perhaps
5. prefer
6. park

Mixed Drill

Listen to the teacher and follow the instructions.

Page 101

1. I almost forgot the way to the church. Repeat.
2. I almost forgot the way to the church. Add: old. [I almost forgot the way to the old church.]
3. I almost forgot the way to the old church. Change: nearly. [I nearly forgot the way to the old church.]
4. I nearly forgot the way to the old church. Change: school. [I nearly forgot the way to the old school.]
5. I nearly forgot the way to the old school. Change: we. [We nearly forgot the way to the old school.]
6. We nearly forgot the way to the old school. Add: shortest. [We nearly forgot the shortest way to the old school.]

Basic Sentence Expansion Drill

Listen to the teacher and repeat the sentences.

Page 102

1. Living away from home is sad.
2. Living farther away from home is sad.
3. Perhaps, living farther away from home is sad.
4. Perhaps, living farther away from home is very sad.
5. Perhaps, living farther away from home now is very sad.

Transformation Drill

Listen to the teacher and follow the instructions.

Page 103

1. The vehicle is parked at the gasoline station. Repeat.
2. The vehicle is parked at the gasoline station. Transform: where. [Where is the vehicle parking?]
3. There are a lot of people downtown on the weekend. Repeat.
4. There are a lot of people downtown on the weekend. Transform: when. [When are there a lot of people downtown?]
5. I can go anywhere. Repeat.
6. I can go anywhere. Transform: not. [I can't go anywhere.]
7. We like the central park. Repeat.
8. We like the central park. Transform: who. [Who likes the central park?]
9. The students at the nearby table are very noisy. Repeat.
10. The students at the nearby table are very noisy. Transform: where. [Where are the very noisy students?]

Sound (phoneme) Identification Drill

Listen to the teacher, repeat, and tick the correct sound.

	/i/	/i:/		/i/	/i:/
1. th <u>re</u> e			7. man <u>y</u>		
2. fam <u>i</u> ly			8. s <u>ea</u>		
3. betw <u>ee</u> n			9. slow <u>y</u>		
4. near <u>l</u> y			10. w <u>e</u>		
5. t <u>ea</u>			11. s <u>ee</u>		
6. cit <u>y</u>			12. ver <u>y</u>		

Page 104

[/i/ ---- family, nearly, city, many, slowly, very]

[/i:/ ---- three, between, tea, sea, we, see]

Basic Single-slot Substitution Drill

Listen to the teacher and repeat the sentences.

Page 105

1. She is driving in the central village with her husband.
2. She is driving in the nearby village with her husband.
3. She is driving in the northern village with her husband.
4. Elizabeth is driving in the northern village with her husband.
5. Elizabeth is driving in the southern village with her husband.
6. Elizabeth is driving in the southern village with her mom.
7. Elizabeth is driving in the eastern village with her mom.
8. They are driving in the eastern village with their mom.
9. They are driving in the western village with their mom.
10. They are driving in the western village with their children.

Sound (phoneme) Identification Drill

Listen to the teacher, repeat, and tick the correct sound.

	/e/	/i:/		/e/	/i:/
1. <u>a</u> n anywhere			5. tr <u>ee</u>		
2. c <u>e</u> ntral			6. <u>e</u> astern		
3. <u>e</u> ast			7. w <u>e</u> stern		
4. w <u>e</u> st					

Page 106

[/e/ ---- anywhere, central, west, western]

[/i:/ ---- east, tree, eastern]

Intermediate Single-slot Substitution Drill

Listen to the teacher and follow the instructions.

Page 107

1. My daughter said goodbye to us. Repeat.
2. My daughter said goodbye to us. Change: good night. ---- [My daughter said good night to us.]
3. My daughter said good night to us. Change: son. ---- [My son said good night to us.]
4. My son said good night to us. Change: me. ---- [My son said good night to me.]
5. My son said good night to me. Change: goodbye. ---- [My son said goodbye to me.]
6. My son said goodbye to me. Change: dear. ---- [My dear said goodbye to me.]
7. My dear said goodbye to me. Change: she. ---- [She said goodbye to me.]

1. hand / I / hi / my / wave / to / say /.
2. home / Anna / goodbye / said / going / before /.
3. the / on / father / we / us / kisses / sleep / before / forehead /.
4. kisses / my / welcomed / with / me / parents / and / hugs /.
5. now / bye / dear / for /.

Page 108

- [1. I wave my hand to say 'hi'.]
- [2. Anna said goodbye before going home.]
- [3. Father kisses us on the forehead before we sleep.]
- [4. My parents welcomed me with hugs and kisses.]
- [5. Bye for now, dear!]

Writing Exercise

Listen and type the sentences in the chat box.

Page 109

1. We welcomed our visitors with a warm smile.
2. Living away from home is sad.
3. My neighbor parked her car nearby.
4. We said goodbye.
5. The train is moving fast going north of the city.
6. Father kisses us on the forehead before we sleep.

VOCABULARY

Listen and repeat the words and sentences.

Page **110**

Please refer to the definition files.





Repetition Drill

Listen to the teacher and repeat the sentences.

Page 113

1. The stars are shining above.
2. We have to meet at the center of the room.
3. Dad put the piano in the corner.
4. His bottom lip was redder than his upper lip.
5. I am sitting next to a tall lady wearing a white dress.
6. The car stopped in the middle of the road.
7. Mom ran downstairs to open the door.
8. Children are playing outside.
9. They are waiting for us inside.
10. The policeman was standing on the road ahead.

Pronunciation Repetition Drill

Listen to the teacher and repeat the words.

Page **114**

1. center
2. downstairs
3. middle
4. corner
5. central

Basic Single-slot Substitution Drill

Listen to the teacher and repeat the sentences.

Page 115

1. My sister put that huge mirror in the corner yesterday.
2. My sister put that huge picture in the corner yesterday.
3. My daughter put that huge picture in the corner yesterday.
4. My daughter put that huge picture at the center of the room yesterday.
5. My daughter put that beautiful picture at the center of the room yesterday.
6. My daughter put that beautiful picture in the center of the wall yesterday.
7. My daughter put that beautiful picture in the center of the wall last week.
8. My daughter put that beautiful picture in the middle of the wall last week.
9. My cousin put that beautiful picture in the middle of the wall last week.
10. My cousin put that beautiful painting in the middle of the wall last week.

Basic Single-slot Substitution Drill

Listen to the teacher and repeat the sentences.

Page **116**

1. The kids went out and watched the stars above.
2. The kids went outside and watched the stars above.
3. The students went outside and watched the stars above.
4. The students went outside and watched the plane above.
5. The students went outside and watched the plane ahead.

Intermediate Single-slot Substitution Drill

Listen to the teacher and follow the instructions.

Page 117

1. My sister put that huge mirror in the corner yesterday. Repeat.
2. My sister put that huge mirror in the corner yesterday. Change: picture. ---- [My sister put that huge picture in the corner yesterday.]
3. My sister put that huge picture in the corner yesterday. Change: daughter. ---- [My daughter put that huge picture in the corner yesterday.]
4. My daughter put that huge picture in the corner yesterday. Change: center of the room. ---- [My daughter put that huge picture at the center of the room yesterday.]
5. My daughter put that huge picture at the center of the room yesterday. Change: beautiful. ---- [My daughter put that beautiful picture at the center of the room yesterday.]
6. My daughter put that beautiful picture at the center of the room yesterday. Change: wall. ---- [My daughter put that beautiful picture in the center of the wall yesterday.]
7. My daughter put that beautiful picture in the center of the wall yesterday. Change: last week. ---- [My daughter put that beautiful picture in the center of the wall last week.]
8. My daughter put that beautiful picture in the center of the wall last week. Change: middle. ---- [My daughter put that beautiful picture in the middle of the wall last week.]
9. My daughter put that beautiful picture in the middle of the wall last week. Change: cousin. ---- [My cousin put that beautiful picture in the middle of the wall last week.]
10. My cousin put that beautiful picture in the middle of the wall last week. Change: painting. ---- [My cousin put that beautiful painting in the middle of the wall last week.]

Intermediate Single-slot Substitution Drill

Listen to the teacher and follow the instructions.

Page 118

1. The kids went out and watched the stars above. Repeat.
2. The kids went out and watched the stars above. Change: outside. ---- [The kids went outside and watched the stars above.
3. The kids went outside and watched the stars above. Change: students. ---- [The students went outside and watched the stars above.
4. The students went outside and watched the stars above. Change: plane. ---- [The students went outside and watched the plane above.
5. The students went outside and watched the plane above. Change: ahead. ---- [The students went outside and watched the plane ahead.
6. The students went outside and watched the plane ahead. Change: he. ---- [He went outside and watched the plane ahead.
7. He went outside and watched the plane ahead. Change: car. ---- [He went outside and watched the car ahead.
8. He went outside and watched the car ahead. Change: downstairs. ---- [He went downstairs and watched the car ahead.
9. He went downstairs and watched the car ahead. Change: television. ---- [He went downstairs and watched the car on television.
10. He went downstairs and watched the car on television. Change: inside. ---- [He went inside and watched the car on television.

Restatement Drill

Listen to the teacher and restate the sentences.

Page 119

1. Tell me not to go outside. ---- [Don't go outside!]
2. Ask me to write my name at the bottom of the paper. ---- [Please write your name at the bottom of the paper.]
3. Tell me that I'm next. ---- [You're up next!]
4. Ask me to answer the phone downstairs. ---- [Please answer the phone downstairs.]
5. Ask me to get inside. ---- [Get inside, please.]

Verb-based Exercise

In three to five sentences, tell the way from your house to the train station.
Make sure to use prepositions.

For example:

**Go left then you will see a clothes shop. Turn right from there.
Cross the road then go right. You will see a coffee shop ahead.
Beside that coffee shop is the train station.**


VOCABULARY

Listen and repeat the words and sentences.

Page **121**

Please refer to the definition files.





Asking for and giving a reason -

Why and Because

Page **124**

We use 'why' to ask for an explanation or reason about something. Generally, the answer starts with

'because'.

For example:

A: Why did you eat all the pasta?

B: Because I was very hungry.

A: Why didn't John go to the party?

B: Because he was very tired.

Repetition Drill

Listen to the teacher and repeat the sentences.

Page 125

1. I will free the chicken from the cage because it's dying!
2. Why is the lady forming a heart with her hands in the air?
3. Women sometimes match the color of their shoes with their bags.
4. We ordered five hamburgers each because we were really hungry.
5. There were five orders of coffee.
6. We spell "tall" with two l's.
7. We add sugar to our coffee because we like it sweet.
8. The noise outside disturbs my sleeping baby.
9. The cold weather caused my illness.
10. The officer directed us to the toilet.
11. His secretary laid the books on the table because they were heavy.

Basic Single-slot Substitution Drill

Listen to the teacher and repeat the sentences.

Page 126

1. The little children can spell the words correctly.
2. The little children can spell the words well.
3. The little children can match the words well.
4. The small children can match the words well.
5. The small children can form the words well.
6. The small children can form the words better.
7. The small children can order the words better.
8. The small children can write the words better.

Intermediate Sentence Expansion Drill

Listen to the teacher and follow the instructions.

Page 127

1. Mom ordered a cake because it was my birthday. Repeat.
2. Mom ordered a cake because it was my birthday. Add: delicious. ---- [Mom ordered a delicious cake because it was my birthday.]
3. Mom ordered a delicious cake because it was my birthday. Add: sliced. ---- [Mom ordered and sliced a delicious cake because it was my birthday.]
4. Mom ordered and sliced a delicious cake because it was my birthday. Add: dad. ---- [Mom and dad ordered and sliced a delicious cake because it was my birthday.]
5. Mom and dad ordered and sliced a delicious cake because it was my birthday. Add: on the table. ---- [Mom and dad ordered and sliced a delicious cake on the table because it was my birthday.]
6. Mom and dad ordered and sliced a delicious cake on the table because it was my birthday. Add: chocolate. ---- [Mom and dad ordered and sliced a delicious chocolate cake on the table because it was my birthday.]

Mixed Drill

Listen to the teacher and follow the instructions.

Page 128

1. My boss ordered a cake. Repeat.
2. My boss ordered a cake. Add: for me. ---- [My boss ordered a cake for me.]
3. My boss ordered a cake for me. Add: delicious. ---- [My boss ordered a delicious cake for me.]
4. My boss ordered a delicious cake for me. Change: husband. ---- [My husband ordered a delicious cake for me.]
5. My husband ordered a delicious cake for me. Add: dear. ---- [My dear husband ordered a delicious cake for me.]
6. My dear husband ordered a delicious cake for me. Change: pizza. ---- [My dear husband ordered a delicious pizza for me.]

Mixed Drill

Listen to the teacher and follow the instructions.

Page 129

7. My dear husband ordered a delicious pizza for me. Change: dinner. ---- [My dear husband ordered a delicious pizza for dinner.]
8. My dear husband ordered a delicious pizza for dinner. Change: sliced.---- [My dear husband sliced a delicious pizza for dinner.]
9. My dear husband sliced a delicious pizza for dinner. Add: yesterday.---- [Yesterday, my dear husband sliced a delicious pizza for dinner.]
10. Yesterday, my dear husband sliced a delicious pizza for dinner. Change: added.---- [Yesterday, my dear husband added a delicious pizza for dinner.]
11. Yesterday, my dear husband added a delicious pizza for dinner. Add: super.---- [Yesterday, my dear husband added a super delicious pizza for dinner.]

Transformation Drill

Listen to the teacher and follow the instructions.

Page 130

1. The employees are free to go now. Repeat.
2. The employees are free to go now. Transform: why. ---- [Why are the employees free to go now?]
3. The accident caused this traffic. Repeat.
4. The accident caused this traffic. Transform: what. ---- [What caused this traffic?]
5. Mr. Smith directed us to the supermarket. Repeat.
6. Mr. Smith directed us to the supermarket. Transform: why. ---- [Why did Mr. Smith direct us to the supermarket?]
7. She laid the baby on the bed. Repeat.
8. She laid the baby on the bed. Transform: why. ---- [Why did she lay the baby on the bed?]
9. That woman directed us to the library. Repeat.
10. That woman directed us to the library. Transform: why not. ---- [Why did that woman not direct us to the library?]

Sound (phoneme) Matching Drill

Identify and match the words with the same vowel sound/s.

free

sad

mach

fly

spell

tree

add

say

slice

catch

lay

egg

Page **131**

[free & tree, match & catch, spell & egg, add & sad, slice & fly, lay & say]

Open Questions Exercise

Listen and answer the questions in complete sentences.

Page 132

1. Do you like your coffee sweet? Why or why not?
2. Do you like matching your shirt/blouse with your shoes or bag? Why or why not?
3. Which do you prefer, green salad or fruit salad? Why?
4. Ask me a question about the English language using the word "why".
5. Ask me a question about traffic using the word "why".
6. Ask me a question about work using the word "why".

VOCABULARY

Listen and repeat the words and sentences.

Page **133**

Please refer to the definition files.





Talking Further About Future Events 2

be going to

Structure: Subject + be going to + verb

Page **136**

Use 1. to talk about what decisions about the future or future plans. e.g. I'm not going to eat my lunch because I'm not hungry

Use 2. when we are sure that something is going to happen based on what we see. e.g. I think it's going to rain. It's getting darker.

Example 1. I am going to swim.

Example 2. You are going to eat.

Example 3. John and Emma are going to talk.

Repetition Drill

Listen to the teacher and repeat the sentences.

Page 137

1. The boss is going to agree with that because the result was good.
2. The president is going to decline the invitation.
3. We are going to decide what to do this summer.
4. They are going to depend on their parents for money.
5. The officer is going to determine the truth.
6. You are going to express your thoughts through writing.
7. We are going to forget all these problems tonight.
8. I'm going to help my mom at home this weekend.
9. Help from you is important.
10. The farmer is going to remember all your help.
11. I'm going to try my best to speak in public.
12. It was a nice try! Keep it up!

Basic Single-slot Substitution Drill

Listen to the teacher and repeat the sentences.

Page **138**

1. They are going to try to win this game.
2. We are going to try to win this game.
3. We are going to help to win this game.
4. We are going to help to save this game.
5. We are going to help to solve this game.
6. We are going to help to solve this puzzle.
7. We are going to help to solve this problem.
8. We are going to decide to solve this problem.
9. The members are going to decide to solve this problem.
10. The members are going to decide to solve this issue.
11. The members are going to disagree to solve this issue.

Intermediate Single-slot Substitution Drill

Listen to the teacher and follow the instructions.

Page 139

1. He is going to remember this. Repeat.
2. He is going to remember this. Change: Mike. ---- [Mike is going to remember this.]
3. Mike is going to remember this. Change: forget. ---- [Mike is going to forget this.]
4. Mike is going to forget this. Change: the holiday. ---- [Mike is going to forget the holiday.]
5. Mike is going to forget the holiday. Change: her. ---- [Mike is going to forget her.]
6. Mike is going to forget her. Change: prince. ---- [The prince is going to forget her.]
7. The prince is going to forget her. Change: soldier. ---- [The soldier is going to forget her.]
8. The soldier is going to forget her. Change: war. ---- [The soldier is going to forget the war.]
9. The soldier is going to forget the war. Change: his weakness. ---- [The soldier is going to forget his weakness.]
10. The soldier is going to forget his weakness. Change: express. ---- [The soldier is going to express his weakness.]

Mixed Drill

Listen to the teacher and follow the instructions.

Page 140

1. We are going to agree on that plan. Repeat.
2. We are going to agree on that plan. Change: depend. ---- [We are going to depend on that plan.]
3. We are going to depend on that plan. Add: perfect. ---- [We are going to depend on that perfect plan.]
4. We are going to depend on that perfect plan. Change: they. ---- [They are going to depend on that perfect plan.]
5. They are going to depend on that perfect plan. Change: simple. ---- [They are going to depend on that simple plan.]

Transformation Drill

Listen to the teacher and follow the instructions.

Page 141

1. My boss is going to determine the right people to work on this. Repeat.
2. My boss is going to determine the right people to work on this. Transform: why. ---- [Why is my boss going to determine the right people to work on this?]
3. Anna is going to agree to her father's decision. Repeat.
4. Anna is going to agree to her father's decision. Transform: who. ---- [Who's going to agree to her father's decision?]
5. We are going to depend on you. Repeat.
6. We are going to depend on you. Transform: why. ---- [Why are we going to depend on you?]
7. I am not going to express my thoughts in public. Repeat.
8. I am not going to express my thoughts in public. Transform: where. ---- [Where am I not going to express my thoughts?]
9. She is going to decide what to eat later. Repeat.
10. She is going to decide what to eat later. Transform: not. ---- [She is not going to decide what to eat later.]

Sound (phoneme) Identification Drill

Listen to the teacher, repeat, and tick the correct sound.

	/i:/	/e/	/ɪ/
1. agree			
2. decide			
3. destroy			
4. depend			

	/i:/	/e/	/ɪ/
5. help			
6. forget			
7. determine			
8. definition			

Page 142

[i:/ ---- agree]

[e/ ---- help, forget, definition]

[ɪ/ ---- decide, destroy, depend, determine]

Controlled Open Questions Exercise

Listen and answer the questions in complete sentences.

Page 143

1. What are you going to do tonight?
2. Are you going to watch a movie after this lesson?
3. Are you going out with your friends tonight?
4. Do you think it's going to be cold tonight?
5. Where do you think you're going to go on your next vacation?

- 1. The stars are shining above.**
- 2. We have to meet at the center of the room.**
- 3. Dad put the piano in the corner.**
- 4. His bottom lip was redder than his upper lip.**
- 5. I am sitting next to a tall lady wearing a white dress.**

- 6. The car stopped in the middle of the road.**
- 7. Mom ran downstairs to open the door.**
- 8. Children are playing outside.**
- 9. They are waiting for us inside.**
- 10. The policeman was standing on the road ahead.**

1. I will free the chicken from the cage because it's dying!
2. Why is the lady forming a heart with her hands in the air?
3. Women sometimes match the color of their shoes with their bags.
4. We ordered five hamburgers each because we were really hungry.
5. There were five orders of coffee.
6. We spell "tall" with two l's.

7. We add sugar to our coffee because we like it sweet.
8. The noise outside disturbs my sleeping baby.
9. The cold weather caused my illness.
10. The officer directed us to the toilet.
11. His secretary laid the books on the table because they were heavy.

- 1. The boss is going to agree with that because the result was good.**
- 2. The president is going to decline the invitation.**
- 3. We are going to decide what to do this summer.**
- 4. They are going to depend on their parents for money.**
- 5. The officer is going to determine the truth.**
- 6. You are going to express your thoughts through writing.**

- 7. We are going to forget all these problems tonight.**
- 8. I'm going to help my mom at home this weekend.**
- 9. Help from you is important.**
- 10. The farmer is going to remember all your help.**
- 11. I'm going to try my best to speak in public.**
- 12. It was a nice try! Keep it up!**

Pronunciation Repetition Drill

Listen to the teacher and repeat the words.

Page **150**

1. center
2. downstairs
3. middle
4. corner
5. central

Basic Single-slot Substitution Drill

Listen to the teacher and repeat the sentences.

Page 151

1. My sister put that huge mirror in the corner yesterday.
2. My sister put that huge picture in the corner yesterday.
3. My daughter put that huge picture in the corner yesterday.
4. My daughter put that huge picture at the center of the room yesterday.
5. My daughter put that beautiful picture at the center of the room yesterday.
6. My daughter hung that beautiful picture in the center of the wall yesterday.
7. My daughter hung that beautiful picture in the center of the wall last week.
8. My daughter hung that beautiful picture in the middle of the wall last week.
9. My cousin hung that beautiful picture in the middle of the wall last week.
10. My cousin hung that beautiful painting in the middle of the wall last week.

Sound (phoneme) Matching Drill

Identify and match the words with the same vowel sound/s.

free

sad

mach

fly

spell

tree

add

say

slice

catch

lay

egg

Page 152

[free & tree, match & catch, spell & egg, add & sad, slice & fly, lay & say]

Restatement Drill

Listen to the teacher and restate the sentences.

Page 153

1. Tell me not to go outside. ---- [Don't go outside!]
2. Ask me to write my name at the bottom of the paper. ---- [Please write your name at the bottom of the paper.]
3. Tell me that I'm next. ---- [You're up next!]
4. Ask me to answer the phone downstairs. ---- [Please answer the phone downstairs.]
5. Ask me to get inside. ---- [Get inside, please.]

Intermediate Single-slot Substitution Drill

Listen to the teacher and follow the instructions.

Page 154

1. My sister put that huge mirror in the corner yesterday. Repeat.
2. My sister put that huge mirror in the corner yesterday. Change: picture. ---- [My sister put that huge picture in the corner yesterday.]
3. My sister put that huge picture in the corner yesterday. Change: daughter. ---- [My daughter put that huge picture in the corner yesterday.]
4. My daughter put that huge picture in the corner yesterday. Change: center of the room. ---- [My daughter put that huge picture at the center of the room yesterday.]
5. My daughter put that huge picture at the center of the room yesterday. Change: beautiful. ---- [My daughter put that beautiful picture at the center of the room yesterday.]
6. My daughter put that beautiful picture at the center of the room yesterday. Change: wall. ---- [My daughter put that beautiful picture in the center of the wall yesterday.]
7. My daughter put that beautiful picture in the center of the wall yesterday. Change: last week. ---- [My daughter put that beautiful picture in the center of the wall last week.]
8. My daughter put that beautiful picture in the center of the wall last week. Change: middle. ---- [My daughter put that beautiful picture in the middle of the wall last week.]
9. My daughter put that beautiful picture in the middle of the wall last week. Change: cousin. ---- [My cousin put that beautiful picture in the middle of the wall last week.]
10. My cousin put that beautiful picture in the middle of the wall last week. Change: painting. ---- [My cousin put that beautiful painting in the middle of the wall last week.]

Basic Single-slot Substitution Drill

Listen to the teacher and repeat the sentences.

Page 155

1. The little children can spell the words correctly.
2. The little children can spell the words well.
3. The little children can match the words well.
4. The small children can match the words well.
5. The small children can form the words well.
6. The small children can form the words better.
7. The small children can order the words better.
8. The small children can write the words better.

Intermediate Sentence Expansion Drill

Listen to the teacher and follow the instructions.

Page 156

1. Mom ordered a cake because it was my birthday. Repeat.
2. Mom ordered a cake because it was my birthday. Add: delicious. ---- [Mom ordered a delicious cake because it was my birthday.]
3. Mom ordered a delicious cake because it was my birthday. Add: sliced. ---- [Mom ordered and sliced a delicious cake because it was my birthday.]
4. Mom ordered and sliced a delicious cake because it was my birthday. Add: dad. ---- [Mom and dad ordered and sliced a delicious cake because it was my birthday.]
5. Mom and dad ordered and sliced a delicious cake because it was my birthday. Add: on the table. ---- [Mom and dad ordered and sliced a delicious cake on the table because it was my birthday.]
6. Mom and dad ordered and sliced a delicious cake on the table because it was my birthday. Add: chocolate. ---- [Mom and dad ordered and sliced a delicious chocolate cake on the table because it was my birthday.]

Sound (phoneme) Identification Drill

Listen to the teacher, repeat, and tick the correct sound.

	/i:/	/e/	/ɪ/
1. agree			
2. decide			
3. destroy			
4. depend			

	/i:/	/e/	/ɪ/
5. help			
6. forget			
7. determine			
8. definition			

Page 157

[/i:/ ---- agree]

[/e/ ---- help, forget, definition]

[/ɪ/ ---- decide, destroy, depend, determine]

Transformation Drill

Listen to the teacher and follow the instructions.

Page 158

1. The employees are free to go now. Repeat.
2. The employees are free to go now. Transform: why. ---- [Why are the employees free to go now?]
3. The accident caused this traffic. Repeat.
4. The accident caused this traffic. Transform: what. ---- [What caused this traffic?]
5. Mr. Smith directed us to the supermarket. Repeat.
6. Mr. Smith directed us to the supermarket. Transform: why. ---- [Why did Mr. Smith direct us to the supermarket?]
7. She laid the baby on the bed. Repeat.
8. She laid the baby on the bed. Transform: why. ---- [Why did she lay the baby on the bed?]
9. That woman directed us to the library. Repeat.
10. That woman directed us to the library. Transform: why not. ---- [Why did that woman not direct us to the library?]

Basic Single-slot Substitution Drill

Listen to the teacher and repeat the sentences.

Page 159

1. They are going to try to win this game.
2. We are going to try to win this game.
3. We are going to help to win this game.
4. We are going to help to save this game.
5. We are going to help to solve this game.
6. We are going to help to solve this puzzle.
7. We are going to help to solve this problem.
8. We are going to decide to solve this problem.
9. The members are going to decide to solve this problem.
10. The members are going to decide to solve this issue.
11. The members are going to disagree to solve this issue.

Transformation Drill

Listen to the teacher and follow the instructions.

Page 160

1. My boss is going to determine the right people to work on this. Repeat.
2. My boss is going to determine the right people to work on this. Transform: why. ---- [Why is my boss going to determine the right people to work on this?]
3. Anna is going to agree to her father's decision. Repeat.
4. Anna is going to agree to her father's decision. Transform: who. ---- [Who's going to agree to her father's decision?]
5. We are going to depend on you. Repeat.
6. We are going to depend on you. Transform: why. ---- [Why are we going to depend on you?]
7. I am not going to express my thoughts in public. Repeat.
8. I am not going to express my thoughts in public. Transform: where. ---- [Where am I not going to express my thoughts?]
9. She is going to decide what to eat later. Repeat.
10. She is going to decide what to eat later. Transform: not. ---- [She is not going to decide what to eat later.]

Writing Exercise

Listen and type the sentences in the chat box.

Page 161

1. My sister put that huge mirror in the corner yesterday.
2. The little children can spell the words correctly.
3. He is going to remember this.
4. The stars are shining above.
5. Mom ordered a cake because it's my birthday.
6. The kids went out and watched the stars above.

VOCABULARY

Listen and repeat the words and sentences.

Please refer to the definition files.





Repetition Drill

Listen to the teacher and repeat the sentences.

Page 165

1. We completed all the needed materials to build this house.
2. She completely forgot their anniversary because she was so busy.
3. Our friend controls the plane.
4. The bridge was created five years ago.
5. The creation of this theater took three years to complete.
6. Little John threw a stone and killed the bird.
7. The fire destroyed the village.

Repetition Drill

Listen to the teacher and repeat the sentences.

Page 166

- 8. Soldiers fought bravely in a war.
- 9. The fight between Manny Pacquiao and Floyd Mayweather was great!
- 10. A man was shot last night.
- 11. We generally don't like going to school.
- 12. Books are not fun. Let's play basketball instead.
- 13. Some parents try to control their children.

Pronunciation Repetition Drill

Listen to the teacher and repeat the words.

Page 167

1. generally
2. completely
3. control
4. destroy
5. village
6. bird
7. three
8. theater
9. fairly
10. agreement

Basic Single-slot Substitution Drill

Listen to the teacher and repeat the sentences.

Page 168

1. Two big men are fighting in the street.
2. Two big men are fighting in the park.
3. Two bad men are fighting in the park.
4. Two bad men are shooting in the park.
5. Two bad men are shooting in the mall.
6. Three bad men are shooting in the mall.
7. Three crazy men are shooting in the mall.
8. Three crazy men are shooting downtown.
9. Three tall men are shooting downtown.
- 10 Three tall officers are shooting downtown.

Intermediate Single-slot Substitution Drill

Listen to the teacher and follow the instructions.

Page 169

1. They created the agreement quickly yesterday. Repeat.
2. They created the agreement quickly yesterday. Change: members. ---- [The members created the agreement quickly yesterday.]
3. The members created the agreement quickly yesterday. Change: destroyed. - --- [The members destroyed the agreement quickly yesterday.]
4. The members destroyed the agreement quickly yesterday. Change: information. ---- [The members destroyed the information quickly yesterday.]
5. The members destroyed the information quickly yesterday. Change: last week. ---- [The members destroyed the information quickly last week.]
6. The members destroyed the information quickly last week. Change: army. ---- [The army destroyed the information quickly last week.]
7. The army destroyed the information quickly last week. Change: controlled. --- - [The army controlled the information quickly last week.]
8. The army controlled the information quickly last week. Change: fairly. ---- [The army controlled the information fairly last week.]
9. The army controlled the information fairly last week. Change: fight. ---- [The army controlled the fight fairly last week.]
10. The army controlled the fight fairly last week. Change: before. ---- [The army controlled the fight fairly before.]

Basic Sentence Expansion Drill

Listen to the teacher and repeat the sentences.

Page 170

1. The man created the farm.
2. The young man created the farm.
3. The young man created the huge farm.
4. The young man completely created the huge farm.
5. The young man completely created the huge farm in the north.

Intermediate Sentence Expansion Drill

Listen to the teacher and follow the instructions.

Page 171

1. The farmer killed two pigs for the party. Repeat.
2. The farmer killed two pigs for the party. Add: strong. ---- [The strong farmer killed two pigs for the party.]
3. The strong farmer killed two pigs for the party. Add: tonight. ---- [The strong farmer killed two pigs for the party tonight.]
4. The strong farmer killed two pigs for the party tonight. Add: chicken. ---- [The strong farmer killed two pigs and a chicken for the party tonight.]
5. The strong farmer killed two pigs and a chicken for the party tonight. Add: shot. ---- [The strong farmer killed two pigs and shot a chicken for the party tonight.]

Mixed Drill

Listen to the teacher and follow the instructions.

Page 172

1. She likes books instead of movies. Repeat.
2. She likes books instead of movies. Change: Ana. ---- [Ana likes books instead of movies.]
3. Ana likes books instead of movies. Add: reading. ---- [Ana likes reading books instead of movies.]
4. Ana likes reading books instead of movies. Add: watching. ---- [Ana likes reading books instead of watching movies.]
5. Ana likes reading books instead of watching movies. Change: films. ---- [Ana likes reading books instead of watching films.]
6. Ana likes reading books instead of watching films. Add: in the theater. ---- [Ana likes reading books instead of watching films in the theater.]
7. Ana likes reading books instead of watching films in the theater. Add: at home. ---- [Ana likes reading books at home instead of watching films in the theater.]

Mixed Drill

Listen to the teacher and follow the instructions.

Page 173

1. They completed the books. Repeat.
2. They completed the books. Add: finally. ---- [They finally completed the books.]
3. They finally completed the books. Add: all. ---- [They finally completed all the books.]
4. They finally completed all the books. Add: in the library. ---- [They finally completed all the books in the library.]
5. They finally completed all the books in the library. Change: quickly. ---- [They quickly completed all the books in the library.]
6. They quickly completed all the books in the library. Change: the students. ---- [The students quickly completed all the books in the library.]
7. The students quickly completed all the books in the library. Change: destroyed. ---- [The students quickly destroyed all the books in the library.]
8. The students quickly destroyed all the books in the library. Change: workers. ---- [The workers quickly destroyed all the books in the library.]
9. The workers quickly destroyed all the books in the library. Change: room. ---- [The workers quickly destroyed all the books in the room.]
10. The workers quickly destroyed all the books in the room. Change: completely. ---- [The workers completely destroyed all the books in the room.]

Transformation Drill

Listen to the teacher and follow the instructions.

Page 174

1. The creation of the city park took five years. Repeat.
2. The creation of the city park took five years. Transform: what. ---- [What creation took five years?]
3. Little children sometimes fight at school. Repeat.
4. Little children sometimes fight at school. Transform: who. ---- [Who sometimes fight at school?]
5. Many people were killed in the mountains. Repeat.
6. Many people were killed in the mountains. Transform: not. ---- [Many people were not killed in the mountains.]

Transformation Drill

Listen to the teacher and follow the instructions.

Page 175

7. I loved the fight between those two teams yesterday! Repeat.
8. I loved the fight between those two teams yesterday! Transform: when. ----
[When was the fight between those two teams?]
9. I like walking instead of driving anywhere in the town. Repeat.
10. I like walking instead of driving anywhere in the town. Transform: where. ----
[Where do you like walking instead of driving?]
11. Some parents try to control their children. Repeat.
12. Some parents try to control their children. Transform: not. ---- [Some
parents do not try to control their children.]

Sound (phoneme) Identification Drill

Listen to the teacher, repeat, and tick the correct sound.

	/aɪ/	/ɪ/
1. f <u>i</u> ght		
2. b <u>i</u> g		
3. k <u>i</u> ll		
4. f <u>i</u> nally		
5. bu <u>i</u> ld		
6. f <u>i</u> ve		
7. m <u>i</u> ght		

	/aɪ/	/ɪ/
8. br <u>i</u> dge		
9. dr <u>i</u> ve		
10. l <u>i</u> ke		
11. p <u>i</u> g		
12. qu <u>i</u> ckly		
13. l <u>i</u> brary		

Page 176

[/aɪ/ ---- fight, finally, five, might, drive, like, library]

[/ɪ/ ---- big, kill, build, bridge, pig, quickly]

Completion Exercise

Complete the sentences with any words that fit.


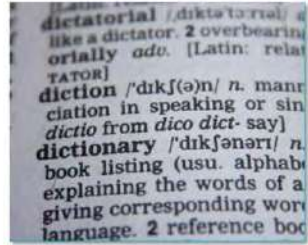
1. Please complete the _____ before you go home.
2. The children are creating a _____.
3. They killed the _____ for dinner.
4. It is difficult to shoot _____ in the forest.
5. The fire destroyed the _____.

VOCABULARY

Listen and repeat the words and sentences.

Page 178

Please refer to the definition files.



Repetition Drill

Listen to the teacher and repeat the sentences.

Page 180

1. He always bothers me with simple questions.
2. A house near a school should be a consideration.
3. A verb is defined as an action word.
4. The definition of the word “verb” is an “action word”.
5. She always locks the door to ensure safety.
6. We will be expecting to see you on my birthday.
7. The expectation for the team to win is high.
8. My dad prefers wine instead of milk.
9. My preference is for ice cream, not chocolate.
10. It's time to go back home.
11. They badly need water now.
12. Those little boys like running around the park.

Basic Single-slot Substitution Drill

Listen to the teacher and repeat the sentences.

Page **181**

1. They are bothering me to help them.
2. My friends are bothering me to help them.
3. My friends are expecting me to help them.
4. My friends are asking me to help them.
5. My parents are asking me to help them.
6. My parents are ordering me to help them.
7. My parents are encouraging me to help them.
8. My parents are encouraging me to promise them.

Intermediate Single-slot Substitution Drill

Listen to the teacher and follow the instructions.

Page 182

1. Maria expected a perfect summer vacation in Malibu. Repeat.
2. Maria expected a perfect summer vacation in Malibu. Change: great. ----
[Maria expected a great summer vacation in Malibu.]
3. Maria expected a great summer vacation in Malibu. Change: preferred. ----
[Maria preferred a great summer vacation in Malibu.]
4. Maria preferred a great summer vacation in Malibu. Change: Ana. ---- [Ana
preferred a great summer vacation in Malibu.]
5. Ana preferred a great summer vacation in Malibu. Change: ensured. ---- [Ana
ensured a great summer vacation in Malibu.]
6. Ana ensured a great summer vacation in Malibu. Change: the Philippines. ----
[Ana ensured a great summer vacation in the Philippines.]

Intermediate Single-slot Substitution Drill

Listen to the teacher and follow the instructions.

Page 183

7. Ana ensured a great summer vacation in the Philippines. Change: they. ----
[They ensured a great summer vacation in the Philippines.]
8. They ensured a great summer vacation in the Philippines. Change: Christmas.
---- [They ensured a great Christmas vacation in the Philippines.]
9. They ensured a great Christmas vacation in the Philippines. Change:
shopping. ---- [They ensured a great Christmas shopping in the Philippines.]
10. They ensured a great Christmas shopping in the Philippines. Change: my
family. ---- [My family ensured a great Christmas shopping in the Philippines.]
11. My family ensured a great Christmas shopping in the Philippines. Change:
promised. ---- [My family promised a great Christmas shopping in the
Philippines.]

Basic Sentence Expansion Drill

Listen to the teacher and repeat the sentences.

Page 184

1. The expectation of my brother is simple.
2. The expectation of my little brother is simple.
3. The expectation of my little brother is so simple.
4. The expectation of my dear little brother is so simple.
5. The expectation of my dear little brother is so simple and exact.

Intermediate Sentence Expansion Drill

Listen to the teacher and follow the instructions.

Page 185

1. Finding a house near a station is her consideration. Repeat.
2. Finding a house near a station is her consideration. Add: important. ----
[Finding a house near a station is her important consideration.]
3. Finding a house near a station is her important consideration. Add: train. ----
[Finding a house near a train station is her important consideration.]
4. Finding a house near a train station is her important consideration. Add:
simple. ---- [Finding a simple house near a train station is her important
consideration.]
5. Finding a simple house near a train station is her important consideration.
Add: now. ---- [Finding a simple house near a train station is her important
consideration now.]

Mixed Drill

Listen to the teacher and follow the instructions.

Page 186

1. His food preference is simple. Repeat.
2. His food preference is simple. Change: clothes. ---- [His clothes preference is simple.]
3. His clothes preference is simple. Change: nice. ---- [His clothes preference is nice.]
4. His clothes preference is nice. Add: always. ---- [His clothes preference is always nice.]
5. His clothes preference is always nice. Change: her. ---- [Her clothes preference is always nice.]

Mixed Drill

Listen to the teacher and follow the instructions.

Page 187

1. Emily wants to go there early. Repeat.
2. Emily wants to go there early. Add: back. ---- [Emily wants to go back there early.]
3. Emily wants to go back there early. Change: she. ---- [She wants to go back there early.]
4. She wants to go back there early. Change: around. ---- [She wants to go around there early.]
5. She wants to go around there early. Add: badly. ---- [She badly wants to go around there early.]

Transformation Drill

Listen to the teacher and follow the instructions.

Page 188

1. We can see the definition of the words in a dictionary. Repeat.
2. We can see the definition of the words in a dictionary. Transform: where. ---- [Where can we see the definition of the words?]
3. The painting was badly created. Repeat.
4. The painting was badly created. Transform: what. ---- [What was badly created?]
5. Our teacher will define those words tomorrow. Repeat.
6. Our teacher will define those words tomorrow. Transform: when. ---- [When will the teacher define those words?]
7. My friends will pass the food around. Repeat.
8. My friends will pass the food around. Transform: who. ---- [Who will pass the food around?]
9. We are all bothered by this problem. Repeat.
10. We are all bothered by this problem. Transform: not. ---- [We are not all bothered by this problem.]

Teacher-led Minimal Pair Column Drill

Listen to the teacher and tick the word you hear.

- | | |
|-----------------------------------|-------------------------------|
| 1. <input type="checkbox"/> verb | <input type="checkbox"/> herb |
| 2. <input type="checkbox"/> dad | <input type="checkbox"/> bad |
| 3. <input type="checkbox"/> world | <input type="checkbox"/> word |
| 4. <input type="checkbox"/> bed | <input type="checkbox"/> dead |
| 5. <input type="checkbox"/> few | <input type="checkbox"/> view |

Page **189**

Student-led Minimal Pair Column Drill

Read a word and let the teacher tick the word you read.

- | | |
|----------------------------------|--------------------------------|
| 1. <input type="checkbox"/> word | <input type="checkbox"/> world |
| 2. <input type="checkbox"/> verb | <input type="checkbox"/> herb |
| 3. <input type="checkbox"/> few | <input type="checkbox"/> view |
| 4. <input type="checkbox"/> bad | <input type="checkbox"/> dad |
| 5. <input type="checkbox"/> bed | <input type="checkbox"/> dead |

Page 190

JUMBLED SENTENCES

Reorder the words to make a grammatical sentence.

1. mind / ensure / and / body / in / we / place / a / healthy / this.
2. is / neighbor / me / my / bothering.
3. home / the / awful / traffic / back / is.
4. parents / a / consideration / money / my / for / is / serious.
5. in / the / boss / company / that / ensured / my / are / we / happy.

Page **191**

- [1. We ensure a healthy mind and body in this place.]
- [2. My neighbor is bothering me.]
- [3. The traffic back home is awful.]
- [4. Money is a serious consideration for my parents.]
- [5. My boss ensured that we are happy in the company.]

VOCABULARY

Listen and repeat the words and sentences.

Page **192**

Please refer to the definition files.



Repetition Drill

Listen to the teacher and repeat the sentences.

Page 194

1. I refer to the dictionary to know the meaning of a word.
2. My mom reminds me to take my medicine every day.
3. I hope that she will remember me.
4. He never loses hope.
5. We are watching the rise and fall of the waves.
6. The sun rises in the east.
7. Hopefully they can finish that today.

Repetition Drill

Listen to the teacher and repeat the sentences.

Page 195

8. This basketball team is hopeless; they won't win the game.
9. I am certain that he will pass the exam.
10. Maria certainly didn't want to be late for work.
11. They removed the big mirror in the library.
12. She used my notes as a reference.
13. Please remove your shoes before you go inside the house.

Basic Single-slot Substitution Drill

Listen to the teacher and repeat the sentences.

Page 196

1. She was praying for the team to win the game.
2. Mary was praying for the team to win the game.
3. Mary was hoping for the team to win the game.
4. Mary was hoping for the group to win the game.
5. Mary was hoping for the group to win the competition.

Intermediate Single-slot Substitution Drill

Listen to the teacher and follow the instructions.

Page 197

1. He reminds me to clean the table. Repeat.
2. He reminds me to clean the table. Change: mom. ---- [Mom reminds me to clean the table.]
3. Mom reminds me to clean the table. Change: paint. ---- [Mom reminds me to paint the table.]
4. Mom reminds me to paint the table. Change: remove. ---- [Mom reminds me to remove the table.]
5. Mom reminds me to remove the table. Change: Ana. ---- [Ana reminds me to remove the table.]
6. Ana reminds me to remove the table. Change: book. ---- [Ana reminds me to remove the book.]
7. Ana reminds me to remove the book. Change: told. ---- [Ana told me to remove the book.]
8. Ana told me to remove the book. Change: destroy. ---- [Ana told me to destroy the book.]
9. Ana told me to destroy the book. Change: get. ---- [Ana told me to get the book.]
10. Ana told me to get the book Change: phone. ---- [Ana told me to get the phone.]

Basic Sentence Expansion Drill

Listen to the teacher and repeat the sentences.

Page 198

1. John wanted to watch the game.
2. John certainly wanted to watch the game.
3. John certainly wanted to watch the last game.
4. John and Billy certainly wanted to watch the last game.
5. John and Billy certainly wanted to watch the last basketball game.

Intermediate Sentence Expansion Drill

Listen to the teacher and follow the instructions.

Page 199

1. My friend will refer to this book. Repeat.
2. My friend will refer to this book. Add: English. ---- [My friend will refer to this English book.]
3. My friend will refer to this English book. Add: when speaking to Ana. ---- [My friend will refer to this English book when speaking to Ana.]
4. My friend will refer to this English book when speaking to Ana. Add: old. ---- [My friend will refer to this old English book when speaking to Ana.]
5. My friend will refer to this old English book when speaking to Ana. Add: hopefully. ---- [Hopefully, my friend will refer to this old English book when speaking to Ana.]

Mixed Drill

Listen to the teacher and follow the instructions.

Page 200

1. Mary will watch the sunrise. Repeat.
2. Mary will watch the sunrise. Add: lovely. ---- [Mary will watch the lovely sunrise.]
3. Mary will watch the lovely sunrise. Change: she. ---- [She will watch the lovely sunrise.]
4. She will watch the lovely sunrise. Add: certainly. ---- [She will certainly watch the lovely sunrise.]
5. She will certainly watch the lovely sunrise. Change: nice. ---- [She will certainly watch the nice sunrise.]
6. She will certainly watch the nice sunrise. Change: movie. ---- [She will certainly watch the nice movie.]
7. She will certainly watch the nice movie. Add: tonight. ---- [She will certainly watch the nice movie tonight.]
8. She will certainly watch the nice movie tonight. Change: exciting. ---- [She will certainly watch the exciting movie tonight.]

Transformation Drill

Listen to the teacher and follow the instructions.

Page 201

1. Working late is our last hope. Repeat.
2. Working late is our last hope. Transform: what. ---- [What is our last hope?]
3. Mary used my notes as a reference. Repeat.
4. Mary used my notes as a reference. Transform: who. ---- [Who used my notes as a reference?]
5. We love watching the rise and fall of the waves. Repeat.
6. We love watching the rise and fall of the waves. Transform: why. ---- [Why do we love watching the rise and fall of the waves?]

Transformation Drill

Listen to the teacher and follow the instructions.

Page 202

7. She is very certain that she will go to London in spring. Repeat.
8. She is very certain that she will go to London in spring. Transform: when. ----
[When is she very certain to go to London?]
9. I want to remove that painting on the wall. Repeat.
10. I want to remove that painting on the wall. Transform: not. ---- [I don't want
to remove that painting on the wall.]
11. She woke up very early in the city. Repeat.
12. She woke up very early in the city. Transform: where. ---- [Where did she
wake up very early?]

Sound (phoneme) Identification Drill

Listen to the teacher, repeat, and tick the correct sound.

	/e/	/ɪ/		/e/	/ɪ/
1. d <u>e</u> fine			5. <u>e</u> xpect		
2. d <u>e</u> finition			6. <u>e</u> xpectation		
3. p <u>re</u> fer			7. w <u>e</u> ather		
4. p <u>re</u> ference			8. <u>re</u> fer		

Page 203

[/e/ ---- definition, preference, expectation, weather]

[/ɪ/ ---- define, prefer, expect, refer]

Correct or Incorrect Exercise

Listen to the teacher and follow the instructions.

Page 204

1. The exam was very certainly easy. [incorrect – reorder “certainly very easy”]
2. John is hoping for her to come. [correct]
3. Mom certains about the weather today. [incorrect – change “certains” into “is certain”]
4. Please don't forget to remind me! [correct]
5. I was refer that doctor to her. [incorrect – I was referred to that doctor by her.]

1. We completed all the needed materials to build this house.
2. She completely forgot their anniversary because she was so busy.
3. Our friend controls the plane.
4. The bridge was created five years ago.
5. The creation of this theater took three years to complete.
6. Little John threw a stone and killed the bird.

- 7. The fire destroyed the village.**
- 8. Soldiers fought bravely in a war.**
- 9. The fight between Manny Pacquiao and Floyd Mayweather was great!**
- 10. A man was shot last night.**
- 11. We generally don't like going to school.**
- 12. Books are not fun. Let's play basketball instead.**
- 13. Some parents try to control their children.**

Page **206**

- 1. He always bothers me with simple questions.**
- 2. A house near a school should be a consideration.**
- 3. A verb is defined as an action word.**
- 4. The definition of the word “verb” is an “action word”.**
- 5. She always locks the door to ensure safety.**
- 6. We will be expecting to see you on my birthday.**

- 7. The expectation for the team to win is high.**
- 8. My dad prefers wine instead of milk.**
- 9. My preference is for ice cream, not chocolate.**
- 10. It's time to go back home.**
- 11. They badly need water now.**
- 12. Those little boys like running around the park.**

1. I refer to the dictionary to know the meaning of a word.
2. My mom reminds me to take my medicine every day.
3. I hope that she will remember me.
4. He never loses hope.
5. We are watching the rise and fall of the waves.
6. The sun rises in the east.
7. Hopefully, they can finish that today.

- 8. This basketball team is hopeless; they won't win the game.**
- 9. I am certain that he will pass the exam.**
- 10. Maria certainly didn't want to be late for work.**
- 11. They removed the big mirror in the library.**
- 12. She used my notes as a reference.**
- 13. Please remove your shoes before you go inside the house.**

Page **210**

Pronunciation Repetition Drill

Listen to the teacher and repeat the words.

Page **211**

1. generally
2. completely
3. control
4. destroy
5. village
6. bird
7. three
8. theater
9. fairly
10. agreement

Transformation Drill

Listen to the teacher and follow the instructions.

Page 212

1. The creation of the city park took five years. Repeat.
2. The creation of the city park took five years. Transform: what. ---- [What creation took five years?]
3. Little children sometimes fight at school. Repeat.
4. Little children sometimes fight at school. Transform: who. ---- [Who sometimes fights at school?]
5. Many people were killed in the mountains. Repeat.
6. Many people were killed in the mountains. Transform: not. ---- [Many people were not killed in the mountains.]

Transformation Drill

Listen to the teacher and follow the instructions.

Page 213

7. I loved the fight between those two teams yesterday! Repeat.
8. I loved the fight between those two teams yesterday! Transform: when. ----
[When was the fight between those two teams?]
9. I like walking instead of driving anywhere in the town. Repeat
10. I like walking instead of driving anywhere in the town. Transform: where. ----
[Where do you like walking instead of driving?]
11. Some parents try to control their children. Repeat.
12. Some parents try to control their children. Transform: not. ---- [Some
parents do not try to control their children.]

Basic Sentence Expansion Drill

Listen to the teacher and repeat the sentences.

Page **214**

1. The man created the farm.
2. The young man created the farm.
3. The young man created the huge farm.
4. The young man completely created the huge farm.
5. The young man completely created the huge farm in the north.

Intermediate Single-slot Substitution Drill

Listen to the teacher and follow the instructions.

Page 215

1. Maria expected a perfect summer vacation in Malibu. Repeat.
2. Maria expected a perfect summer vacation in Malibu. Change: great. ----
[Maria expected a great summer vacation in Malibu.]
3. Maria expected a great summer vacation in Malibu. Change: preferred. ----
[Maria preferred a great summer vacation in Malibu.]
4. Maria preferred a great summer vacation in Malibu. Change: Ana. ---- [Ana
preferred a great summer vacation in Malibu.]
5. Ana preferred a great summer vacation in Malibu. Change: ensured. ---- [Ana
ensured a great summer vacation in Malibu.]
6. Ana ensured a great summer vacation in Malibu. Change: the Philippines. ----
[Ana ensured a great summer vacation in the Philippines.]

Intermediate Single-slot Substitution Drill

Listen to the teacher and follow the instructions.

Page **216**

7. Ana ensured a great summer vacation in the Philippines. Change: they. ----
[They ensured a great summer vacation in the Philippines.]
8. They ensured a great summer vacation in the Philippines. Change: Christmas.
---- [They ensured a great Christmas vacation in the Philippines.]
9. They ensured a great Christmas vacation in the Philippines. Change:
shopping. ---- [They ensured a great Christmas shopping in the Philippines.]
10. They ensured a great Christmas shopping in the Philippines. Change: my
family. ---- [My family ensured a great Christmas shopping in the Philippines.]
11. My family ensured a great Christmas shopping in the Philippines. Change:
promised. ---- [My family promised a great Christmas shopping in the
Philippines.]

Transformation Drill

Listen to the teacher and follow the instructions.

Page 217

1. Working late is our last hope. Repeat.
2. Working late is our last hope. Transform: what. ---- [What is our last hope?]
3. Mary used my notes as a reference. Repeat.
4. Mary used my notes as a reference. Transform: who. ---- [Who used my notes as a reference?]
5. We love watching the rise and fall of the waves. Repeat.
6. We love watching the rise and fall of the waves. Transform: why. ---- [Why do we love watching the rise and fall of the waves?]

Transformation Drill

Listen to the teacher and follow the instructions.

Page **218**

7. She is very certain that she will go to London in spring. Repeat.
8. She is very certain that she will go to London in spring. Transform: when. ----
[When is she very certain that she will go to London?]
9. I want to remove that painting on the wall. Repeat.
10. I want to remove that painting on the wall. Transform: not. ---- [I don't want
to remove that painting on the wall.]
11. She woke up very early in the city. Repeat.
12. She woke up very early in the city. Transform: where. ---- [Where did she
wake up very early?]

Student-led Minimal Pair Column Drill

Read a word and let the teacher tick the word you read.

- | | |
|----------------------------------|--------------------------------|
| 1. <input type="checkbox"/> word | <input type="checkbox"/> world |
| 2. <input type="checkbox"/> verb | <input type="checkbox"/> herb |
| 3. <input type="checkbox"/> few | <input type="checkbox"/> view |
| 4. <input type="checkbox"/> bad | <input type="checkbox"/> dad |
| 5. <input type="checkbox"/> bed | <input type="checkbox"/> dead |

Page **219**

Basic Single-slot Substitution Drill

Listen to the teacher and repeat the sentences.

Page 220

1. They are bothering me to help them.
2. My friends are bothering me to help them.
3. My friends are expecting me to help them.
4. My friends are asking me to help them.
5. My parents are asking me to help them.
6. My parents are ordering me to help them.
7. My parents are encouraging me to help them.
8. My parents are encouraging me to promise them.

Sound (phoneme) Identification Drill

Listen to the teacher, repeat, and tick the correct sound.

	/e/	/ɪ/		/e/	/ɪ/
1. d <u>e</u> fine			5. <u>e</u> xpect		
2. d <u>e</u> finition			6. <u>e</u> xpectation		
3. p <u>re</u> fer			7. w <u>ea</u> ther		
4. p <u>re</u> ference			8. <u>re</u> fer		

Page 221

[/e/ ---- definition, preference, expectation, weather]

[/ɪ/ ---- define, prefer, expect, refer]

Basic Single-slot Substitution Drill

Listen to the teacher and repeat the sentences.

Page 222

1. She was praying for the team to win the game.
2. Mary was praying for the team to win the game.
3. Mary was hoping for the team to win the game.
4. Mary was hoping for the group to win the game.
5. Mary was hoping for the group to win the competition.

Mixed Drill

Listen to the teacher and follow the instructions.

Page 223

1. She likes books instead of movies. Repeat.
2. She likes books instead of movies. Change: Ana. ---- [Ana likes books instead of movies.]
3. Ana likes books instead of movies. Add: reading. ---- [Ana likes reading books instead of movies.]
4. Ana likes reading books instead of movies. Add: watching. ---- [Ana likes reading books instead of watching movies.]
5. Ana likes reading books instead of watching movies. Change: films. ---- [Ana likes reading books instead of watching films.]
6. Ana likes reading books instead of watching films. Add: in the theater. ---- [Ana likes reading books instead of watching films in the theater.]
7. Ana likes reading books instead of watching films in the theater. Add: at home. ---- [Ana likes reading books at home instead of watching films in the theater.]

Intermediate Sentence Expansion Drill

Listen to the teacher and follow the instructions.

Page 224

1. Finding a house near a station is her consideration. Repeat.
2. Finding a house near a station is her consideration. Add: important. ----
[Finding a house near a station is her important consideration.]
3. Finding a house near a station is her important consideration. Add: train. ----
[Finding a house near a train station is her important consideration.]
4. Finding a house near a train station is her important consideration. Add:
simple. ---- [Finding a simple house near a train station is her important
consideration.]
5. Finding a simple house near a train station is her important consideration.
Add: now. ---- [Finding a simple house near a train station is her important
consideration now.]

Writing Exercise

Listen to the teacher and type the sentences in the chat box.

Page 225

1. They completed the books.
2. His food preference is simple.
3. Mary will watch the sunrise.
4. The creation of the city park took five years.
5. John wanted to watch the game.
6. Emily wants to go there early.

VOCABULARY

Listen and repeat the words and sentences.

Page 226

Please refer to the definition files.





Repetition Drill

Listen to the teacher and repeat the sentences.

Page 229

1. Don't lose your money!
2. They failed to pass the test.
3. The police did not allow us to get in.
4. Not studying results in failing.
5. He will succeed in this business.
6. Her success made her rich.
7. Bob slowly applied paint to the wall.
8. She didn't mean to hurt her friend.
9. She has a good memory.
10. The prince is very powerful.
11. I realized that I needed more money for today.
12. It occurred to me that he was the right man.

Pronunciation Repetition Drill

Listen to the teacher and repeat the words.

Page **230**

1. lose
2. remove
3. result
4. apply
5. rise
6. refer
7. reference
8. allow
9. fail
10. realize
11. remind

Basic Single-slot Substitution Drill

Listen to the teacher and repeat the sentences.

Page **231**

1. Mom lost the key yesterday.
2. Justin lost the key yesterday.
3. Justin lost the game yesterday.
5. Justin lost the paint yesterday.
6. Justin applied the paint yesterday.

Basic Single-slot Substitution Drill

Listen to the teacher and repeat the sentences.

Page 232

1. He realized he failed his team.
2. He realized he failed his exam.
3. Mr. Jones realized he failed his exam.
4. Mr. Jones realized he failed his children.
5. Mr. Jones realized he lost his children.
6. Mr. Jones knew he lost his children.
7. Mr. Jones knew he lost his memory.
8. Mr. Jones knew he lost his plan.
9. Mr. Jones knew he saved his plan.

Intermediate Single-slot Substitution Drill

Listen to the teacher and follow the instructions.

Page 233

1. She failed to pass the test. Repeat.
2. She failed to pass the test. Change: take. ---- [She failed to take the test.]
3. She failed to take the test. Change: tried. ---- [She tried to take the test.]
4. She tried to take the test. Change: forgot. ---- [She forgot to take the test.]
5. She forgot to take the test. Change: paper. ---- [She forgot to take the paper.]
6. She forgot to take the paper. Change: bring. ---- [She forgot to bring the paper.]
7. She forgot to bring the paper. Change: dad. ---- [Dad forgot to bring the paper.]
8. Dad forgot to bring the paper. Change: credit card. ---- [Dad forgot to bring the credit card.]

Basic Sentence Expansion Drill

Listen to the teacher and repeat the sentences.

Page 234

1. Applying paint results in a beautiful room.
2. Applying green paint results in a beautiful room.
3. Applying green and white paint results in a beautiful room.
4. Applying green and white paint on the table results in a beautiful room.
5. Applying green and white paint on the center table results in a beautiful room.

Mixed Drill

Listen to the teacher and follow the instructions.

Page 235

1. A problem occurred before the conference. Repeat.
2. A problem occurred before the conference. Change: competition. ---- [A problem occurred before the competition.]
3. A problem occurred before the competition. Add: little. ---- [A little problem occurred before the competition.]
4. A little problem occurred before the competition. Change: existed. ---- [A little problem existed before the competition.]
5. A little problem existed before the competition. Change: big. ---- [A big problem existed before the competition.]
6. A big problem existed before the competition. Add: yesterday. ---- [A big problem existed before the competition yesterday.]
7. A big problem existed before the competition yesterday. Change: class. ---- [A big problem existed before the class yesterday.]
8. A big problem existed before the class yesterday. Add: geography. ---- [A big problem existed before the geography class yesterday.]
9. A big problem existed before the geography class yesterday. Change: came. ---- [A big problem came before the geography class yesterday.]
10. A big problem came before the geography class yesterday. Change: man. ---
- [A big man came before the geography class yesterday.]

Transformation Drill

Listen to the teacher and follow the instructions.

Page 236

1. Studying hard results in perfect scores on exams. Repeat.
2. Studying hard results in perfect scores on exams. Transform: what. ---- [What results in studying hard?]
3. Maria means what she says. Repeat.
4. Maria means what she says. Transform: who. ---- [Who means what she says?]
5. The film was a great success. Repeat.
6. The film was a great success. Transform: not. ---- [The film was not a great success.]
7. A prince is powerful. Repeat.
8. A prince is powerful. Transform: why. ---- [Why is a prince powerful?]
9. Father allowed us to play outside. Repeat.
10. Father allowed us to play outside. Transform: where. ---- [Where did father allow us to play?]

JUMBLED SENTENCES

Reorder the words to make a grammatical sentence.

1. memory / what / has / she / of / clear / a / happened.
2. in / the / is / most / company / person / the / boss / powerful / the.
3. made / rich / her / her / success.
4. lose / don't / hope.
5. that / they / realized / they / time / needed / more.

Page 237

- [1. She has a clear memory of what happened.]
- [2. The boss is the most powerful person in the company.]
- [3. Her success made her rich.]
- [4. Don't lose hope.]
- [5. They realized that they needed more time.]

VOCABULARY

Listen and repeat the words and sentences.

Page **238**

Please refer to the definition file.



Talking About Current States or Events

Gerund

Page 240

A gerund is formed by adding “ing” to a verb. It is a noun which refers to an action, process, or state. For example 'running' and 'thinking'.

Gerunds function as nouns. They usually follow transitive verbs.

Examples:

1. He remembers playing soccer.
2. The doctor permitted drinking one glass of wine a day.
3. Fred advised buying the more expensive television.

Repetition Drill

Listen to the teacher and repeat the sentences.

Page 241

1. Actually, I need a shower now.
2. I don't ask for money, anyway.
3. She charged him \$20 for that bag.
4. He acted crazy in the bar!
5. The reply was short and direct.
6. She replied with a sweet smile.
7. They tried translating the words from English into French.
8. My mom hates shouting in the house.
9. I remember stepping on that small flower.
10. My sister advised helping other people.
11. My teacher permits talking for 30 minutes.
12. The job requires working six days a week.

Basic Single-slot Substitution Drill

Listen to the teacher and repeat the sentences.

Page 242

1. My dad permits studying English in the Philippines.
2. My dad permits studying English in London.
3. My mother permits studying English in London.
4. My mother permits studying English in New York.
5. My mother permits studying geography in New York.
6. My mother advises studying geography in New York.
7. My mother advises studying business in New York.
8. My mother advises doing business in New York.
9. My mother considers doing business in New York.
10. My mother prefers doing business in New York.

Basic Single-slot Substitution Drill

Listen to the teacher and repeat the sentences.

Page 243

1. That job actually requires working in Malaysia.
2. That show actually requires working in Malaysia.
3. That show actually requires acting in Malaysia.
4. That show actually requires singing in Malaysia.
5. That show actually requires singing in public.
6. That show actually enjoys singing in public.
7. That team actually enjoys singing in public.
8. That team actually enjoys shouting in public
9. That team actually enjoys acting in public.

Basic Sentence Expansion Drill

Listen to the teacher and repeat the sentences.

Page 244

1. I keep charging her.
2. Anyway, I keep charging her.
3. Anyway, I keep charging her for parking.
4. Anyway, I keep charging her \$5 for parking.
5. Anyway, I keep charging her \$5 every day for parking.
6. Anyway, I keep charging her \$5 every day for car parking.

Intermediate Single-slot Substitution Drill

Listen to the teacher and follow the instructions.

Page 245

1. My friend prefers replying by a letter. Repeat.
2. My friend prefers replying by a letter. Add: short. ---- [My friend prefers replying by a short letter.]
3. My friend prefers replying by a short letter. Add: dear. ---- [My dear friend prefers replying by a short letter.]
4. My dear friend prefers replying by a short letter. Add: simple. ---- [My dear friend prefers replying by a short and simple letter.]
5. My dear friend prefers replying by a short and simple letter. Add: to us. ---- [My dear friend prefers replying by a short and simple letter to us.]

Mixed Drill

Listen to the teacher and follow the instructions.

Page 246

1. Mr. Miller enjoys reading the letter of his friend. Repeat.
2. Mr. Miller enjoys reading the letter of his friend. Change: reply. ---- [Mr. Miller enjoys reading the reply of his friend.]
3. Mr. Miller enjoys reading the reply of his friend. Add: in Italian. ---- [Mr. Miller enjoys reading the reply of his friend in Italian.]
4. Mr. Miller enjoys reading the reply of his friend in Italian. Change: book. ---- [Mr. Miller enjoys reading the book of his friend in Italian.]
5. Mr. Miller enjoys reading the book of his friend in Italian. Change: he. ---- [He enjoys reading the book of his friend in Italian.]
6. He enjoys reading the book of his friend in Italian. Change: keeps. ---- [He keeps reading the book of his friend in Italian.]

Mixed Drill

Listen to the teacher and follow the instructions.

Page 247

7. He keeps reading the book of his friend in Italian. Change: French. ---- [He keeps reading the book of his friend in French.]
8. He keeps reading the book of his friend in French. Change: advises. ---- [He advises reading the book of his friend in French.]
9. He advises reading the book of his friend in French. Change: mentions. ---- [He mentions reading the book of his friend in French.]
10. He mentions reading the book of his friend in French. Change: sending. ---- [He mentions sending the book of his friend in French.]
11. He mentions sending the book of his friend in French. Add: actually. ---- [Actually, he mentions sending the book of his friend in French.]

Transformation Drill

Listen to the teacher and follow the instructions.

Page 248

1. The little child continued stepping on the flowers. Repeat.
2. The little child continued stepping on the flowers. Transform: who. ---- [Who continued stepping on the flowers?]
3. I forgot translating the sentence for her. Repeat.
4. I forgot translating the sentence for her. Transform: what. ---- [What did I forget to do for her?]
5. She started acting crazy in the theater. Repeat.
6. She started acting crazy in the theater. Transform: where. ---- [Where did she start acting crazy?]
7. The farmer prefers charging the man for the meat. Repeat.
8. The farmer prefers charging the man for the meat. Transform: not. ---- [The farmer doesn't prefer charging the man for the meat.]
9. I began studying Chinese yesterday. Repeat.
10. I began studying Chinese yesterday. Transform: when. ---- [When did I begin studying Chinese?]

Sound (phoneme) Identification Drill

Listen to the teacher, repeat, and tick the correct sound.

	/i:/	/eɪ/		/i:/	/eɪ/
1. Malaysia			6. day		
2. <u>te</u> am			7. cra <u>z</u> y		
3. <u>nee</u> d			8. swe <u>e</u> t		
4. trans <u>la</u> te			9. ha <u>t</u> e		
5. <u>w</u> ee <u>k</u>			10. <u>kee</u> p		

Page 249

[/i:/ ---- team, need, week, sweet, keep]

[/eɪ/ ---- Malaysia, translate, day, crazy, hate]

Verb-based Question Exercise

Make sentences using the given verbs and gerunds.

Example: like, dancing

Answer: Mark likes dancing.

1. permit, shopping
2. advise, sleeping
3. keep, shouting
4. enjoyed, driving
5. required, reading

Page 250

VOCABULARY

Listen and repeat the words and sentences.

Page **251**

Please refer to the definition files.

half + verb/adjective

The door is **fully** open.



The door is **half** open.



Page 252

Explanation: It means that the verb or adjective is half done, achieved.

More examples:

The chicken is cooked. = the chicken is fully/properly cooked.

The chicken is half cooked. = the chicken is half cooked/not fully cooked.

The room is painted. = the room is completely painted.

The room is half painted. = the room is only half painted.

Repetition Drill

Listen to the teacher and repeat the sentences.

Page 253

1. The food was highly priced.
2. I am fully aware of the situation here in the office.
3. The meat was half cooked!
4. My daughter is jumping high with the other children.
5. The police did not allow us to see my favorite singer.
6. I bet they will win the match.

Basic Single-slot Substitution Drill

Listen to the teacher and repeat the sentences.

Page 254

1. A bird is slowly flying high in the sky.
2. A plane is slowly flying high in the sky.
3. A plane is successfully flying high in the sky.
4. A plane is successfully flying high in the air.
5. A plane is simply flying high in the air.

Intermediate Single-slot Substitution Drill

Listen to the teacher and follow the instructions.

Page 255

1. I bet the window of the room is half open. Repeat.
2. I bet the window of the room is half open. Change: door. ---- [I bet the door of the room is half open.]
3. I bet the door of the room is half open. Change: think. ---- [I think the door of the room is half open.]
4. I think the door of the room is half open. Change: bedroom. ---- [I think the door of the bedroom is half open.]
5. I think the door of the bedroom is half open. Change: realize. ---- [I realize the door of the bedroom is half open.]
6. I realize the door of the bedroom is half open. Change: they. ---- [They realize the door of the bedroom is half open.]
7. They realize the door of the bedroom is half open. Change: kitchen. ---- [They realize the door of the kitchen is half open.]
8. They realize the door of the kitchen is half open. Change: office. ---- [They realize the door of the office is half open.]
9. They realize the door of the office is half open. Change: expect. ---- [They expect the door of the office is half open.]
10. They expect the door of the office is half open. Change: know. ---- [They know the door of the office is half open.]

Basic Sentence Expansion Drill

Listen to the teacher and repeat the sentences.

Page 256

1. Artists are respected.
2. Artists are highly respected.
3. Artists are highly respected in France.
4. Artists are highly respected in Paris, France.
5. Artists are highly respected and paid in Paris, France.

Intermediate Sentence Expansion Drill

Listen to the teacher and follow the instructions.

Page 257

1. Maria is allowed to go inside. Repeat.
2. Maria is allowed to go inside. Add: the studio. ---- [Maria is allowed to go inside the studio.]
3. Maria is allowed to go inside the studio. Add: not. ---- [Maria is not allowed to go inside the studio.]
4. Maria is not allowed to go inside the studio. Add: actually. ---- [Maria is actually not allowed to go inside the studio.]
5. Maria is actually not allowed to go inside the studio. Add: today. ---- [Maria is actually not allowed to go inside the studio today.]

Mixed Drill

Listen to the teacher and follow the instructions.

Page 258

1. I bet he was permitted to drive. Repeat.
2. I bet he was permitted to drive. Add: the car. ---- [I bet he was permitted to drive the car.]
3. I bet he was permitted to drive the car. Change: think. ---- [I think he was permitted to drive the car.]
4. I think he was permitted to drive the car. Change: told. ---- [I think he was told to drive the car.]
5. I think he was told to drive the car. Change: believe. ---- [I believe he was told to drive the car.]
6. I believe he was told to drive the car. Add: strongly. ---- [I strongly believe he was told to drive the car.]
7. I strongly believe he was told to drive the car. Change: promised. ---- [I strongly believe he was promised to drive the car.]
8. I strongly believe he was promised to drive the car. Add: red. ---- [I strongly believe he was promised to drive the red car.]
9. I strongly believe he was promised to drive the red car. Change: they. ---- [They strongly believe he was promised to drive the red car.]
10. They strongly believe he was promised to drive the red car. Change: buy. ---
- [They strongly believe he was promised to buy the red car.]

Transformation Drill

Listen to the teacher and follow the instructions.

Page 259

1. I am fully aware of the problems here. Repeat.
2. I am fully aware of the problems here. Transform: what. ---- [What am I fully aware of here?]
3. The soldier did not allow us to go anywhere. Repeat.
4. The soldier did not allow us to go anywhere. Transform: who. ---- [Who did not allow us to go anywhere?]
5. I only slept for half an hour last night. Repeat.
6. I only slept for half an hour last night. Transform: when. ---- [When did I only sleep for half an hour?]
7. She bets it will rain tomorrow. Repeat.
8. She bets it will rain tomorrow. Transform: when. ---- [When does she bet it will rain?]
9. The clock is placed high on the wall. Repeat.
10. The clock is placed high on the wall. Transform: why. ---- [Why is the clock placed high on the wall?]

Consonant Pronunciation Drill

Listen to the teacher and repeat the words.

Page 260

1. fully
2. forget
3. wave
4. food
5. vegetables
6. remove
7. half
8. advise
9. form
10. forget
11. view

JUMBLED SENTENCES

Reorder the words to make a grammatical sentence.

1. highly / as / Mr. Jones / here / is / the / man / powerful / most / considered.
2. half / he / American / is.
3. the / in / the / sky / plane / flew / high.
4. to / is / allowed / out / go / not / she?
5. fully / now / is / Maria / dressed.

Page **261**

[1. Mr Jones is highly considered as the most powerful man here.]

[2. He is half American.]

[3. The plane flew high in the sky.]

[4. Is she not allowed to go out?]

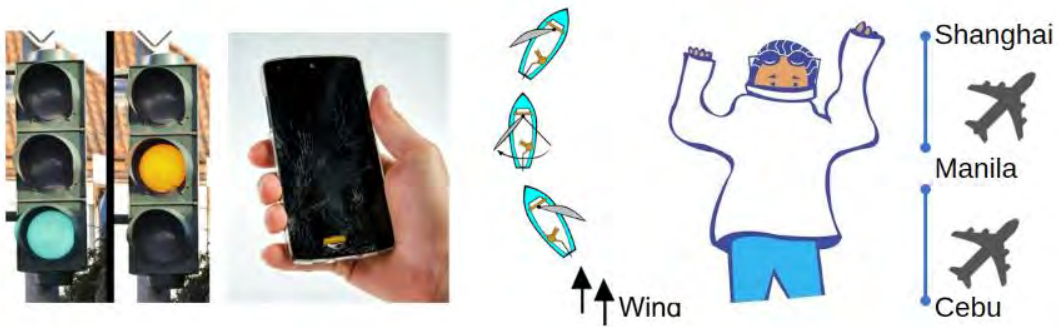
[5. Maria is fully dressed now.]

VOCABULARY

Listen and repeat the words and sentences.

Page **262**

Please refer to the definition file.



Repetition Drill

Listen to the teacher and repeat the sentences.

Page 264

1. I changed the volume of the television.
2. Mary changed her direction to the north.
3. My brother went home and changed his clothes.
4. The weather changed from sunny to stormy.
5. The teacher changed some parts of the lesson because it was too difficult.
6. The basketball team changed their plan.
7. John changed planes in Chicago.
8. Seeds change into flowers.

Basic Single-slot Substitution Drill

Listen to the teacher and repeat the sentences.

Page 265

1. She changed the speed of her cute car.
2. She changed the speed of her cute bike.
3. Ana changed the speed of her cute bike.
4. Ana changed the wheel of her cute bike.
5. Ana changed the wheel of her old bike.
6. Ana changed the color of her old bike.

Intermediate Single-slot Substitution Drill

Listen to the teacher and follow the instructions.

Page 266

1. The little boy changed into a good man. Repeat.
2. The little boy changed into a good man. Change: kind. ----[The little boy changed into a kind man.]
3. The little boy changed into a kind man. Change: kid. ----[The little kid changed into a kind man.]
4. The little kid changed into a kind man. Change: father. ----[The little kid changed into a kind father.]
5. The little kid changed into a kind father. Change: my. ----[My little kid changed into a kind father.]
6. My little kid changed into a kind father. Change: child. ----[My little child changed into a kind father.]
7. My little child changed into a kind father. Change: parent. ----[My little child changed into a kind parent.]

Basic Sentence Expansion Drill

Listen to the teacher and repeat the sentences.

Page 267

1. Life changed her into a bad person.
2. Actually, life changed her into a bad person.
3. Actually, life changed her from a good into a bad person.
4. Actually, life in the city changed her from a good person into a bad person.

Intermediate Sentence Expansion Drill

Listen to the teacher and follow the instructions.

Page 268

1. Maria changed the pictures in the room. Repeat.
2. Maria changed the pictures in the room. Add: big. ----[Maria changed the big pictures in the room.]
3. Maria changed the big pictures in the room. Add: first. ----[Maria changed the big pictures in the first room.]
4. Maria changed the big pictures in the first room. Add: Aunt. ----[Aunt Maria changed the big pictures in the first room.]
5. Aunt Maria changed the big pictures in the first room. Add: quickly. ----[Aunt Maria quickly changed the big pictures in the first room.]
6. Aunt Maria quickly changed the big pictures in the first room. Add: yesterday. ----[Yesterday, Aunt Maria quickly changed the big pictures in the first room.]
7. Yesterday, Aunt Maria quickly changed the big pictures in the first room. Add: lights. ----[Yesterday, Aunt Maria quickly changed the big pictures and lights in the first room.]

Basic Multiple-slot Substitution Drill

Listen to the teacher and repeat the sentences.

Page 269

1. The new president promised to change the country.
2. The last president promised to change the company.
3. The old president tried to change the company.
4. The old man tried to change the office.
5. The old man wanted to change the information.

Mixed Drill

Listen to the teacher and follow the instructions.

Page 270

1. The life in the city changed quickly. Repeat.
2. The life in the city changed quickly. Change: people. ----[The people in the city changed quickly.]
3. The people in the city changed quickly. Change: town. ----[The people in the town changed quickly.]
4. The people in the town changed quickly. Add: next. ----[The people in the next town changed quickly.]
5. The people in the next town changed quickly. Change: badly. ----[The people in the next town changed badly.]
6. The people in the next town changed badly. Add: young. ----[The young people in the next town changed badly.]

Transformation Drill

Listen to the teacher and follow the instructions.

Page 271

1. The color of the leaves changes in fall. Repeat.
2. The color of the leaves changes in fall. Transform: when. ----[When does the color of the leaves change?]
3. Maria will change her plane ticket tomorrow. Repeat.
4. Maria will change her plane ticket tomorrow. Transform: what. ----[What will Maria change tomorrow?]
5. We decided to change seats. Repeat.
6. We decided to change seats. Transform: not. ----[We decided not to change seats.]
7. They want to change the time of the game. Repeat.
8. They want to change the time of the game. Transform: why. ----[Why do they want to change the time of the game?]
9. My cousin changed her hair color. Repeat.
10. My cousin changed her hair color. Transform: who. ----[Who changed her hair color?]

Sound (phoneme) Identification Drill

Listen to the teacher, repeat, and tick the correct sound.

		/s/	/z/
1. planes			
2. promise			
3. result			
4. because			
5. clothes			
6. person			
7. leaves			
8. lesson			
9. yesterday			
10. cause			
11. decide			
12. advise			

Page 272

[/s/ ---- promise, person, yesterday, decide]

[/z/ ---- planes, result, because, clothes, leaves, cause, advise]

Open Questions Exercise

Listen and answer the questions in complete sentences.

Page 273

1. Is changing jobs a good idea?
2. What do you want to change in your life? Why?
3. Do you want to change your hair color? Why?
4. How often do you change your cellphone?
5. How many times do you change bus/train to go to work/school?

- 1. Don't lose your money!**
- 2. They failed the test.**
- 3. The police did not allow us to get in.**
- 4. Not studying results in failing.**
- 5. He will succeed in this business.**
- 6. Her success made her rich.**

- 7. Bob slowly applied paint to the wall.**
- 8. She didn't mean to hurt her friend.**
- 9. She has a good memory.**
- 10. The prince is very powerful.**
- 11. I realized that I needed more money for today.**
- 12. It occurred to me that he was the right man.**

- 1. Actually, I need a shower now.**
- 2. I don't ask for money, anyway.**
- 3. She charged him \$20 for that bag.**
- 4. He acted crazy in the bar!**
- 5. The reply was short and direct.**
- 6. She replied with a sweet smile.**

- 7. They tried translating the words from English to French.**
- 8. My mom hates shouting in the house.**
- 9. I remember stepping on that small flower.**
- 10. My sister advised helping other people.**
- 11. My teacher permits talking for 30 minutes.**
- 12. The job requires working six days a week.**

- 1. The food was highly priced.**
- 2. I am fully aware of the situation here in the office.**
- 3. The meat was half cooked!**
- 4. My daughter is jumping high with the other children.**
- 5. The police did not allow us to see my favorite singer.**
- 6. I bet they will win the match.**

Repetition Drill

Listen to the teacher and repeat the sentences.

Page 279

1. I changed the volume of the television.
2. Mary changed her direction to the north.
3. My brother went home and changed his clothes.
4. The weather changed from sunny to stormy.
5. The teacher changed some parts of the lesson because it was too difficult.
6. The basketball team changed their plan.
7. John changed planes in Chicago.
8. Seeds change into flowers.

Pronunciation Repetition Drill

Listen to the teacher and repeat the words.

Page **280**

1. lose
2. remove
3. result
4. apply
5. rise
6. refer
7. reference
8. allow
9. fail
10. realize
11. remind

Basic Single-slot Substitution Drill

Listen to the teacher and repeat the sentences.

Page **281**

1. He realized he failed his team.
2. He realized he failed his exam.
3. Mr. Jones realized he failed his exam.
4. Mr. Jones realized he failed his children.
5. Mr. Jones realized he lost his children.
6. Mr. Jones knew he lost his children.
7. Mr. Jones knew he lost his memory.
8. Mr. Jones knew he lost his plan.
9. Mr. Jones knew he saved his plan.

Sound (phoneme) Identification Drill

Listen to the teacher, repeat, and tick the correct sound.

	/i:/	/eɪ/		/i:/	/eɪ/
1. Malaysia			6. day		
2. <u>te</u> am			7. cra <u>z</u> y		
3. <u>ne</u> ed			8. swe <u>e</u> t		
4. tra <u>n</u> slate			9. ha <u>t</u> e		
5. <u>w</u> ee <u>k</u>			10. <u>ke</u> ep		

Page 282

[/i:/ ---- team, need, week, sweet, keep]

[/eɪ/ ---- Malaysia, translate, day, crazy, hate]

Intermediate Sentence Expansion Drill

Listen to the teacher and follow the instructions.

Page 283

1. My friend prefers replying by a letter. Repeat.
2. My friend prefers replying by a letter. Add: short. ---- [My friend prefers replying by a short letter.]
3. My friend prefers replying by a short letter. Add: dear. ---- [My dear friend prefers replying by a short letter.]
4. My dear friend prefers replying by a short letter. Add: simple. ---- [My dear friend prefers replying by a short and simple letter.]
5. My dear friend prefers replying by a short and simple letter. Add: to us. ---- [My dear friend prefers replying by a short and simple letter to us.]

Consonant Pronunciation Drill

Listen to the teacher and repeat the words.

Page **284**

1. fully
2. forget
3. wave
4. food
5. vegetables
6. remove
7. half
8. advise
9. form
10. forget
11. view

Transformation Drill

Listen to the teacher and follow the instructions.

Page 285

1. I am fully aware of the problems here. Repeat.
2. I am fully aware of the problems here. Transform: what. ---- [What am I fully aware of here?]
3. The soldier did not allow us to go anywhere. Repeat.
4. The soldier did not allow us to go anywhere. Transform: who. ---- [Who did not allow us to go anywhere?]
5. I only slept for half an hour last night. Repeat.
6. I only slept for half an hour last night. Transform: when. ---- [When did I only sleep for half an hour?]
7. She bets it will rain tomorrow. Repeat.
8. She bets it will rain tomorrow. Transform: when. ---- [When does she bet it will rain?]
9. The clock is placed high on the wall. Repeat.
10. The clock is placed high on the wall. Transform: why. ---- [Why is the clock placed high on the wall?]

Sound (phoneme) Identification Drill

Listen to the teacher, repeat, and tick the correct sound.

	/s/	/z/
1. planes		
2. promise		
3. result		
4. because		
5. clothes		
6. person		

	/s/	/z/
7. leaves		
8. lesson		
9. yesterday		
10. cause		
11. decide		
12. advise		

Page 286

[/s/ ---- promise, person, yesterday, decide]

[/z/ ---- planes, result, because, clothes, leaves, cause, advise]

Mixed Drill

Listen to the teacher and follow the instructions.

Page 287

1. The life in the city changed quickly. Repeat.
2. The life in the city changed quickly. Change: people. ----[The people in the city changed quickly.]
3. The people in the city changed quickly. Change: town. ----[The people in the town changed quickly.]
4. The people in the town changed quickly. Add: next. ----[The people in the next town changed quickly.]
5. The people in the next town changed quickly. Change: badly. ----[The people in the next town changed badly.]
6. The people in the next town changed badly. Add: young. ----[The young people in the next town changed badly.]

JUMBLED SENTENCES

Reorder the words to make a grammatical sentence.

1. memory / what / has / she / of / clear / a / happened.
2. in / the / is / most / company / person / the / boss / powerful / the.
3. made / rich / her / her / success.
4. lose / don't / hope.
5. that / they / realized / they / time / needed / more.

Page **288**

- [1. She has a clear memory of what happened.]
- [2. The boss is the most powerful person in the company.]
- [3. Her success made her rich.]
- [4. Don't lose hope.]
- [5. They realized that they needed more time.]

Open Questions Exercise

Listen and answer the questions in complete sentences.

Page 289

1. Is changing jobs a good idea?
2. What do you want to change in your life? Why?
3. Do you want to change your hair color? Why?
4. How often do you change your cellphone?
5. How many times do you change bus/train to go to work/school?

Writing Exercise

Listen to the teacher and type the sentences in the chat box.

Page **290**

1. Applying paint results in a beautiful room.
2. Mr. Miller enjoys reading the reply of his friend.
3. Artists are respected.
4. Maria changed the pictures in the room.
5. I bet he was permitted to drive.
6. The new president promised to change the country.