

# DAILY ENGLISH

4C

# He has been working two jobs.



A



B



C



D

## Example

- |  |   |
|--|---|
| <input type="checkbox"/> 1. He has been working two jobs.  | <input type="checkbox"/> 3. I have been saving money. |
| <input type="checkbox"/> 2. She has been studying English. | <input type="checkbox"/> 4. They have been traveling. |

## Conversation



**John:** Naoto, my son is coming home later.

**Naoto:** I'm excited to meet him.

**John:** **He has been working two jobs.**

**Naoto:** Oh really? That sounds like a lot of work. What does he do?

**John:** He has been working as a science teacher and a doctor.

**Naoto:** That is amazing!

## Grammar Focus

### have/has been + verb-ing

He / She + has been

I / They + have been

working two jobs.  
studying English.  
saving my money.  
traveling.

# You must be smart.



A



B



C



D

## Example

☐

1. You must be smart.

☐

2. You must be busy.

☐

3. You must be famous.

☐

4. You must be rich.

## Conversation



**Naoto:** It's nice to finally meet you.

**Tom:** It's a pleasure to meet you, too.

**Naoto:** Oh, Tom, I heard you've been working two jobs.

**Tom:** Yes, but it's okay. I can manage.

**Naoto:** **You must be smart.**

**Tom:** Well, I got it from my dad.

## Grammar Focus

### You must be + adjective

You must be

smart.

busy.

famous.

rich.



# My work is interesting.




A



B



C



D

## Example

- |   |   |
|---|---|
| <input type="checkbox"/> 1. My work is interesting. | <input type="checkbox"/> 3. The news is surprising. |
| <input type="checkbox"/> 2. The movie is boring.    | <input type="checkbox"/> 4. The sound is annoying.  |

## Conversation



- Naoto:** How do you manage your time, Tom?
- Tom:** Oh, I follow a strict schedule.
- Naoto:** You must be very busy.
- Tom:** Yes, but it's okay. Anyway, **my work is interesting.**
- Naoto:** I think I should follow your positive attitude.
- Tom:** Yes, it just requires hard work.

## Grammar Focus

### Present Participle (Adjective)

- |           |   |                 |
|-----------|---|-----------------|
| My work   | + | is interesting. |
| The movie | + | is boring.      |
| The news  | + | is surprising.  |
| The sound | + | is annoying.    |

# I'm afraid I can't finish my article.



A



B



C



D

## Example

- ☐ 1. I'm afraid I can't finish my article. ☐ 3. I'm afraid I can't meet you tonight.
- ☐ 2. I'm afraid I can't attend the class. ☐ 4. I'm afraid I can't join the meeting.

## Conversation



- Naoto:** Is your article printed weekly in the paper?
- Tom:** Yes, it's in the Weekly Tribune.
- Naoto:** That's interesting!
- Tom:** But **I'm afraid I can't finish my article** this week.
- Naoto:** I believe you will make it, Tom.
- Tom:** Thanks, Naoto.

## Grammar Focus

### I'm afraid + pronoun + can't + verb

I'm afraid + I + can't

finish my article.  
attend the class.  
meet you tonight.  
join the meeting.

# The Sherlock Holmes series was written by Arthur Conan Doyle.



A



B



C



D

## Example

- |                          |  |                          |   |
|--------------------------|--|--------------------------|---|
| <input type="checkbox"/> | 1. The Sherlock Holmes series was written by Arthur Conan Doyle. | <input type="checkbox"/> | 3. The song Do-Re-Mi was sung by Julie Andrews.   |
| <input type="checkbox"/> | 2. Mona Lisa was painted by Leonardo da Vinci.                   | <input type="checkbox"/> | 4. The movie ET was directed by Steven Spielberg. |

## Conversation



**Tom:** Do you like novels?

**Naoto:** Well, it depends on the story. I prefer mystery novels.

**Tom:** Do you know about the fictional character Sherlock Holmes?

**Naoto:** Oh, yes. **The Sherlock Holmes series was written by Arthur Conan Doyle.**

**Tom:** I used to read them when I was young.

**Naoto:** Reading his novels makes me feel happy.

## Grammar Focus

### Past Participle + by (Passive Form)

The Sherlock Holmes series was written	+	by Arthur Conan Doyle
Mona Lisa was painted	+	by Leonardo da Vinci.
The song Do-Re-Mi was sung	+	by Julie Andres.
The movie ET was directed	+	by Steven Spielberg.

# I'm looking forward to reading your articles.



A



B



C



D

## Example

- |   |   |
|---|---|
| <input type="checkbox"/> 1. I'm looking forward to reading your articles. | <input type="checkbox"/> 3. I'm looking forward to meeting your family. |
| <input type="checkbox"/> 2. I'm looking forward to visiting you.          | <input type="checkbox"/> 4. I'm looking forward to working with you.    |

## Conversation



**Naoto:** Tom, I want to read one of your articles.

**Tom:** I'm sure you will love my article for next week.

**Naoto:** What is it about?

**Tom:** It's about foreign students here in Canada.

**Naoto:** Oh really? **I'm looking forward to reading your article.**

**Tom:** Sure. I can give you a free copy of it.

## Grammar Focus

### I'm looking forward to + gerund (verb-ing)

I'm looking forward to

- reading your articles.
- visiting you.
- meeting your family.
- working with you.

# Congratulations on your achievement.




A



B



C



D

## Example

☐

1. Congratulations on your wedding.

☐

3. Congratulations on a job well done.

☐

2. Congratulations on your graduation.

☐

4. Congratulations on the birth of your first child.

## Conversation



**Tom:** Naoto, you told me you wrote for your school paper.

**Naoto:** Yes, when I was in high school.

**Tom:** I bet you received an award.

**Naoto:** Actually, I won first prize in the inter-school essay writing contest.

**Tom:** **Congratulations on your achievement.**

**Naoto:** Thanks, Tom.

## Grammar Focus


### Congratulations on + noun phrase

Congratulations on

- your wedding.
- your graduation.
- a job well done.
- the birth of your first child.



# I want to have a well-paid job.



A



B



C



D

## Example

- |   |   |
|---|---|
| <input type="checkbox"/> 1. I want to have a well-paid job. | <input type="checkbox"/> 3. I want to meet your family. |
| <input type="checkbox"/> 2. I hope to buy a big house.      | <input type="checkbox"/> 4. I plan to get married.      |

## Conversation



**Tom:** I think you will have a bright future, Naoto.

**Naoto:** I hope so. Thank you.

**Tom:** But what do you really want?

**Naoto:** **I want to have a well-paid job.**

**Tom:** I think it will be easy for you to find one.

**Naoto:** Thanks for believing in me, Tom.

## Grammar Focus

### Verb + infinitive phrase

I want	+	to have a well-paid job.
I hope	+	to buy a big house.
I want	+	to meet your family.
I plan	+	to get married.

# You're expected to call your university.



A



B



C



D

## Example

- |  |   |
|--|---|
| <input type="checkbox"/> 1. You're expected to call your university. | <input type="checkbox"/> 3. You're not supposed to hit him.   |
| <input type="checkbox"/> 2. You're supposed to send a post card.     | <input type="checkbox"/> 4. You're expected to take her home. |

## Conversation



**Mrs. Smith:** Naoto, **you're expected to call your school** early tomorrow.

**Naoto:** Thank you for reminding me, mom.

**Mrs. Smith:** Are you excited about going to school?

**Naoto:** Yes, I want to meet my classmates.

**Mrs. Smith:** I'm sure you'll enjoy it.

**Naoto:** Yes, but I feel a little scared.

## Grammar Focus

### Be supposed/expected + to infinitive

You're +	expected	{	to call your university.
	supposed		to send a post card.
	not supposed		to hit him.
			to take her home.


# I'm here to support you.



A



B



C



D

## Example

- |   |  |
|---|--|
| <input type="checkbox"/> 1. I'm here to support you.          | <input type="checkbox"/> 3. I'm here to teach you English. |
| <input type="checkbox"/> 2. I'm here to give you some advice. | <input type="checkbox"/> 4. I'm here to show you around.   |

## Conversation



**Tom:** You have to sleep early tonight, Naoto.

**Naoto:** Yes. I should prepare for tomorrow.

**Tom:** Don't worry. **I am here to support you.**

**Naoto:** Thanks for your support.

**Tom:** Sure, anytime Naoto. Don't forget to take your ID to school.

**Naoto:** Ah, okay. Thanks.

## Grammar Focus

### I'm here to + verb phrase

- |             |   |                            |
|-------------|---|----------------------------|
| I'm here to | { | support you.               |
|             |   | give you some advice.      |
|             |   | teach you English.         |
|             |   | show you around the house. |

In this lesson, we will review:

## Words and Phrases

### Noun

wedding  
graduation  
university

### Verb

call  
finish  
support

### Adjective

rich  
smart  
famous

### Adverb

finally  
really  
a little

## Grammar Structure

1 have/has been + verb-ing

6 I'm looking forward to +  
gerund (verb-ing)

2 You must be + adjective

7 Congratulations on +  
noun phrase

3 Present Participle (Adjective)

8 Verb + infinitive phrase

4 I'm afraid + pronoun +  
can't + verb

9 Be supposed/expected +  
to infinitive

5 Past Participle + by  
(Passive Form)

10 I'm here to + verb phrase