



NEW BUSINESS ENGLISH 4

Unit 4 Lesson 4
Moving on to the Next Point



Review

You are going to present a product proposal to your boss. Introduce the first part of your presentation.

Requirements:

- *Introduce the purpose of your presentation.*
- *Sequence the parts of your presentation.*
- *Introduce the first part of your presentation.*




LEARNING GOALS

- ◆ Indicating the End of a Section
- ◆ Moving on to the Next Point



Situational Dialogue


- ▶ Lina Lin is about to end the first part of her presentation.






So, that's the background on social media. Well now, before I move on, do you have any questions?





OK, so far, so good. Now let's turn to some popular social media platforms, such as Facebook, YouTube and TikTok. I will show you their different features.



Key Vocabulary

Learn the new words and answer the questions.



background

(n.) information essential to understanding of a topic or situation

e.g. Let me explain the **background** about the target customers.



so far, so good

(exp.) progress has been satisfactory up to now

e.g. **So far, so good.** All the customers are satisfied.



popular

(adj.) liked, admired, or enjoyed by many people

e.g. The paparazzi took photos of the **popular** movie star.

Dialogue Review

Have a role play and answer the questions.



Lina is about to end the first part of her presentation.

Lina Lin: So, that's the **background** on social media.

Well now, before I move on, do you have any questions?

OK, **so far, so good**. Now let's turn to some **popular** social media platforms, such as Facerbook, YouTune and TikTak. I will show you their different features.

Let's check the learning goals!



Lina is about to end the first part of her presentation.



1. Indicating the end of a section

Lina Lin:

So, that's the background on social media.

Well now, before I move on, do you have any questions?

OK, so far, so good.

Now let's turn to some popular social

media platforms, such as Facebook, YouTube and TikTok.

I will show you their different features.



2. Moving on to the next point

Learn the key expressions and sentence structures.

∴ Indicating the End of a Section

- This brings me to the end of my first point.
- So much for point two.
- So, that's the background on...
- That's all I wanted to say about...

Example sentences:

- So, that's the background on how to use the app.
- That's all I wanted to say about the new products.

- The expression “so much for” is used to say that you have finished talking about something.

e.g. Well, so much for the topic on the anniversary party. Let's now talk about the client increase.

How would you express that you are finished talking about the first part of your presentation?

Learning Goals

Learn the key expressions and sentence structures.

∴ Moving on to the Next Point

- Now, I'd like to move on to...
- Next, let's turn to...
- Moving on to the next part, let's look at...

Example sentences:

- Now, I'd like to move on to the good news.
- Moving on to the next part, let's look at last year's data.

Signal Words:

- move on to...
- turn our attention to...
- head to...

e.g. Let's head to the last part of the presentation.

How do you tell the listeners that you are about to move on to the next point?

Semi-open Dialogue

Please read the situation below and have a role play with your teacher.

Scenario: You are giving a presentation about the new products in your company.

How will you tell the participants that you are finished discussing the first product and will now move on to the next one?



∴ You can refer to the following key expressions:

- This brings me to the end of...
- So, that's the background on...
- Next, let's turn to...
- Moving on to the next part, let's look at...

⌘ How to Hook an Audience

Technique 3

Introduce a Problem and Its Solution

"Have you ever felt unfairly treated at work,
or felt that the work you do is never good
enough for anyone? We've been working
on some new rules that will make sure
everyone gets fair recognition for their efforts."

1. Introduce a **problem** that most people in your audience are experiencing.

2. Explain that you have a **solution** to their problem.

Connecting with your audience's feelings and experiences makes them feel more valued.



Overview

Keywords and expressions:

background/ so far, so good/ popular

This brings me to the end of my first point.

So much for point two.

So, that's the background on ...

Now, I'd like to move on to ...

Next, let's turn to ...

Made by Vheena
Proofread by Sensen

