

VOCABULARY

Listen and repeat the words and sentences.

Page **1**

Please refer to the definition file.



Repetition Drill

Listen to the teacher and repeat the sentences.

Page **3**

1. He transforms the sentence using the word “what”.
2. What is this?
3. What is that?
4. When do you study?
5. When do you exercise?
6. Where is the pen?
7. Who is he?
8. Where is she?

Repetition Drill

Listen to the teacher and repeat the sentences.

Page 4

9. What are these?
10. What are those?
11. Who are they?
12. Where are they?
13. Who has a book?
14. Who has two books?
15. What does she have?

Basic Single-slot Substitution Drill

Listen to the teacher and repeat the sentences.

Page 5

1. Who is he?
2. Who is she?
3. Who are they?
4. Where are they?

Basic Single-slot Substitution Drill

Listen to the teacher and repeat the sentences.

Page 6

1. What is this?
2. What is that?
3. What are these?
4. What are those?
5. Where are those?

Basic Sentence Expansion Drill

Listen to the teacher and repeat the sentences.

Page 7

1. What is this?
2. What is this on the table?
3. What is this on the red table?

Basic Sentence Expansion Drill

Listen to the teacher and repeat the sentences.

Page 8

1. Where is the pen?
2. Where is the blue pen?
3. Where are the blue and green pens?

Basic Sentence Expansion Drill

Listen to the teacher and repeat the sentences.

Page 9

1. Who is she?
2. Who is she in the room?
3. Who is she in the big room?

Transformation Drill

Listen to the teacher and follow the instructions.

Page 10

1. She walks every morning. Repeat.
2. She walks every morning. Transform: when.
3. She walks every morning. Transform: who.
4. She walks every morning. Transform: not.

Transformation Drill

Listen to the teacher and follow the instructions.

Page 11

1. She has two pens. Repeat.
2. She has two pens. Transform: what.
3. She has two pens. Transform: who.
4. She has two pens. Transform: not.

Transformation Drill

Listen to the teacher and follow the instructions.

Page 12

1. The pen is in the bag. Repeat.
2. The pen is in the bag. Transform: what.
3. The pen is in the bag. Transform: where.
4. The pen is in the bag. Transform: not.

Repetition Drill

Listen to the teacher and repeat the sentences.

Page 13

1. They transform the sentence using the word “where”.
2. Where is the book?
3. Where is the bus?
4. What is his name?
5. What is in the room?
6. What do they have?
7. What does he have?
8. When does she play?
9. When do you play?
10. Who reads books?
11. Who wears a uniform?
12. Who has a pen?

Basic Sentence Expansion Drill

Listen to the teacher and repeat the sentences.

Page 14

1. When do you write?
2. When do you write on paper?
3. When do you write on a sheet of paper?

Transformation Drill

Listen to the teacher and follow the instructions.

Page 15

1. She has a pen. Repeat.
2. She has a pen. Transform: who.
3. She has a pen. Transform: what.
4. She has a pen. Transform: not.

Transformation Drill

Listen to the teacher and follow the instructions.

Page 16

1. The book is on the table. Repeat.
2. The book is on the table. Transform: what.
3. The book is on the table. Transform: where.
4. The book is on the table. Transform: not.

VOCABULARY

Listen and repeat the words and sentences.

Page 17

Please refer to the definition file.





Describing Where Things Are –

PREPOSITIONS OF LOCATION

Page 20

In English, we use prepositions to describe the location of objects.

These are some of the most common prepositions used for describing locations: on, in, between, in front of, next to, under, across from



/s/

Page 21

1. The tongue gently touches the “bump” behind the upper teeth.
2. Air passes through a tiny gap between the tongue and teeth.
3. /s/ is unvoiced.

Repetition Drill

Listen to the teacher and repeat the sentences.

Page 22

1. The yellow building is between the blue school and the market.
2. The hospital is in front of the blue school.
3. The blue school is in front of the hospital.
4. The market is next to the yellow building.
5. The chair is in the room.
6. The stage is next to the wall.

Repetition Drill

Listen to the teacher and repeat the sentences.

Page 23

7. The table is on the floor.
8. The picture is on the wall.
9. The window is next to the door.
10. The room is next to the door.
11. The house is in front of the market.
12. The chairs are under the table.
13. The shop is across from the blue building.

Pronunciation Repetition Drill

Listen to the teacher and repeat the words.

Page 24

1. stage
2. school
3. study
4. stand
5. swim

Basic Single-slot Substitution Drill

Listen to the teacher and repeat the sentences.

Page 25

1. The chair is in the room.
2. The table is in the room.
3. The table is in front of the room.
4. The door is in front of the room.
5. The door is behind the room.
6. The wall is behind the room.
7. The wall is behind the chair.
8. The table is behind the chair.

Basic Sentence Expansion Drill

Listen to the teacher and repeat the sentences.

Page 26

1. The picture is on the wall.
2. The cute picture is on the wall.
3. The cute picture is on the white wall.
4. The cute family picture is on the white wall.

Basic Sentence Expansion Drill

Listen to the teacher and repeat the sentences.

Page 27

1. The school is next to the building.
2. The blue school is next to the building.
3. The blue school is next to the yellow building.

Basic Sentence Expansion Drill

Listen to the teacher and repeat the sentences.

Page 28

1. The school is behind the hospital.
2. The old school is behind the hospital.
3. The old school is behind the big hospital.
4. The old school is behind the big and new hospital.

Transformation Drill

Listen to the teacher and follow the instructions.

Page 29

1. The small chair is in the room. Repeat.
2. The small chair is in the room. Transform: what.
3. The small chair is in the room. Transform: where.
4. The small chair is in the room. Transform: not.

Transformation Drill

Listen to the teacher and follow the instructions.

Page 30

1. The table is on the floor. Repeat.
2. The table is on the floor. Transform: what.
3. The table is on the floor. Transform: where.
4. The table is on the floor. Transform: not.

Repetition Drill

Listen to the teacher and repeat the sentences.

Page 31

1. The chair is under the table.
2. The table is next to the window.
3. The yellow building is next to the blue school.
4. The market is in front of the house.
5. The house is next to the hospital.
6. The chair is on the floor.
7. The wall is next to the window.
8. The door is next to the room.

Intermediate Single-slot Substitution Drill

Listen to the teacher and follow the instructions.

Page 32

1. The school is behind the hospital. Repeat.
2. The school is behind the hospital. Change: next to.
3. The school is next to the hospital. Change: in front of.
4. The school is in front of the hospital. Change: behind.

Question and Answer Drill

Listen and answer the questions in complete sentences.

Page 33

1. Is the chair in the room?
2. Is the table next to the window?
3. Is the market in front of the school?
4. Is the house next to the hospital?
5. Is the door behind the window?


VOCABULARY

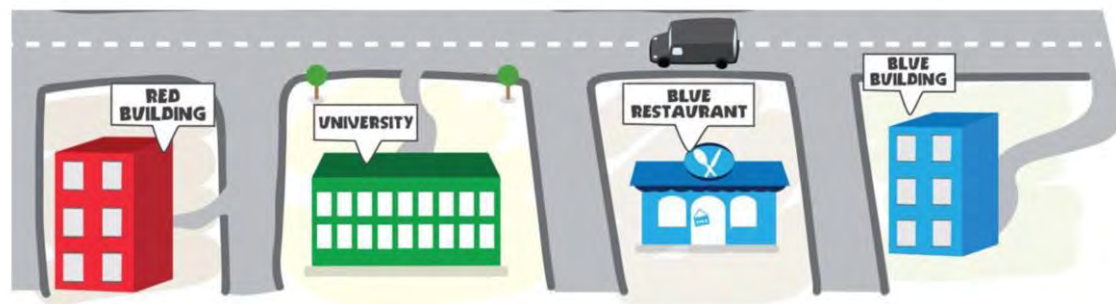
Listen and repeat the words and sentences.

Page **34**

Please refer to the definition file.









/s/

Page 38

1. The tongue gently touches just behind the “bump” behind the upper teeth.
2. Air passes through a tiny gap between the tongue and teeth.
3. *s* is unvoiced.

Repetition Drill

Listen to the teacher and repeat the sentences.

Page 39

1. The telephone is on the table.
2. The television is in front of the chairs.
3. The university is next to the blue restaurant.
4. The blue restaurant is next to the university.
5. The spoon is on the table.
6. The refrigerator is in the kitchen.
7. The wood is next to the refrigerator.
8. The glass is on the table.
9. The telephone is next to the TV.
10. The TV is next to the telephone.
11. The roof of the house is red.

Pronunciation Repetition Drill

Listen to the teacher and repeat the words.

Page 40

1. shop
2. shopping
3. shirt
4. ship
5. shoe

Basic Single-slot Substitution Drill

Listen to the teacher and repeat the sentences.

Page 41

1. The spoon is on the table.
2. The telephone is on the table.
3. The television is on the table.
4. The TV is on the table.
5. The glass is on the table.
6. The glass is on the chair.
7. The spoon is on the chair.
8. The spoon is under the chair.

Basic Sentence Expansion Drill

Listen to the teacher and repeat the sentences.

Page 42

1. The TV is on the table.
2. The TV is on the white table.
3. The TV is on the white table in the room.
4. The new TV is on the white table in the room.

Basic Sentence Expansion Drill

Listen to the teacher and repeat the sentences.

Page 43

1. The glass is on the chair.
2. The glass is on the blue chair.
3. The glass is on the blue chair in the kitchen.
4. The glasses are on the blue chair in the kitchen.

Transformation Drill

Listen to the teacher and follow the instructions.

Page 44

1. The refrigerator is in the kitchen. Repeat.
2. The refrigerator is in the kitchen. Transform: what.
3. The refrigerator is in the kitchen. Transform: where.
4. The refrigerator is in the kitchen. Transform: not.

Transformation Drill

Listen to the teacher and follow the instructions.

Page 45

1. The telephone is on the table. Repeat.
2. The telephone is on the table. Transform: what.
3. The telephone is on the table. Transform: where.
4. The telephone is on the table. Transform: not.

Repetition Drill

Listen to the teacher and repeat the sentences.

Page 46

1. The spoon is in front of the chair.
2. The refrigerator is in the house.
3. The telephone is on the table.
4. The TV is next to the telephone.
5. The glass is next to the spoon.
6. The blue restaurant is next to the blue building.
7. The wood is in the house.
8. The wood is on the floor.

Vowel Pronunciation Drill

Listen to the teacher and repeat the words.

Page 47

1. telephone
2. television
3. kitchen
4. table
5. glass

Basic Single-slot Substitution Drill

Listen to the teacher and repeat the sentences.

Page 48

1. The wood is behind the door.
2. The wood is next to the door.
3. The wood is in front of the door.
4. The chair is in front of the door.
5. The chair is in front of the table.
6. The chair is next to the table.
7. The refrigerator is next to the table.
8. The refrigerator is behind the table.

Intermediate Single-slot Substitution Drill

Listen to the teacher and follow the instructions.

Page 49

1. The glass is on the table. Repeat.
2. The glass is on the table. Change: under.
3. The glass is under the table. Change: chair.
4. The chair is under the table. Change: in front of.

Question and Answer Drill

Listen and answer the questions in complete sentences.

Page 50

1. Is the telephone on the table?
2. Is the television in front of the chairs?
3. Is the university next to the blue restaurant?
4. Is the spoon under the table?
5. Is the refrigerator in the kitchen?

Basic Single-slot Substitution Drill

Listen to the teacher and repeat the sentences.

Page 51

1. The roof of the house is red.
2. The roof of the building is red.
3. The roof of the building is blue.
4. The roof of the school is blue.
5. The door of the school is blue.
6. The door of the school is yellow.

Sound (Phoneme) Identification Drill

Listen to the teacher, repeat, and tick the correct sound.

	/s/	/ʃ/
1. <u>s</u> hop		
2. <u>s</u> tage		
3. <u>s</u> chool		
4. <u>s</u> tand		
5. <u>s</u> wim		
6. <u>s</u> hip		
7. <u>s</u> hoe		

Page 52

1. shop
2. stage
3. school
4. stand
5. swim
6. ship
7. shoe

1. He transforms the sentence using the word “what”.
2. What is this?
3. What is that?
4. When do you study?
5. When do you exercise?
6. Where is the pen?
7. Who is he?
8. The yellow building is between the blue school and the market.

9. The hospital is in front of the blue school.
10. The market is next to the yellow building.
11. The chair is in the room.
12. The picture is on the wall.
13. The spoon is on the table.
14. The telephone is on the table.
15. The television is in front of the chairs.

- 1. The yellow building is between the blue school and the market.**
- 2. The hospital is in front of the blue school.**
- 3. The blue school is in front of the hospital.**
- 4. The market is next to the yellow building.**
- 5. The chair is in the room.**
- 6. The stage is next to the wall.**
- 7. The table is on the floor.**

- 8. The picture is on the wall.**
- 9. The window is next to the door.**
- 10. The room is next to the door.**
- 11. The house is in front of the market.**
- 12. The chairs are under the table.**
- 13. The shop is across from the blue building.**

1. The spoon is on the table.
2. The telephone is on the table
3. The television is on the table.
4. The TV is on the table.
5. The glass is on the table.
6. The glass is on the chair.
7. The spoon is on the chair.
8. The spoon is under the chair.

1. The spoon is on the table.
2. The telephone is on the table
3. The television is on the table.
4. The TV is on the table.
5. The glass is on the table.
6. The glass is on the chair.
7. The spoon is on the chair.
8. The spoon is under the chair.

Basic Single-slot Substitution Drill

Listen to the teacher and repeat the sentences.

Page 59

1. The chair is in the room.
2. The table is in the room.
3. The table is in front of the room.
4. The door is in front of the room.
5. The door is behind the room.
6. The wall is behind the room.
7. The wall is behind the chair.
8. The table is behind the chair.

Basic Sentence Expansion Drill

Listen to the teacher and repeat the sentences.

Page 60

1. Where is the pen?
2. Where is the blue pen?
3. Where are the blue and green pens?

Pronunciation Repetition Drill

Listen to the teacher and repeat the words.

Page **61**

1. stage
2. school
3. study
4. stand
5. swim

Basic Sentence Expansion Drill

Listen to the teacher and repeat the sentences.

Page 62

1. The TV is on the table.
2. The TV is on the white table.
3. The TV is on the white table in the room.
4. The new TV is on the white table in the room.

Vowel Pronunciation Drill

Listen to the teacher and repeat the words.

Page 63

1. telephone
2. television
3. kitchen
4. table
5. glass

Transformation Drill

Listen to the teacher and follow the instructions.

Page 64

1. The table is on the floor. Repeat.
2. The table is on the floor. Transform: what.
3. The table is on the floor. Transform: where.
4. The table is on the floor. Transform: not.

Transformation Drill

Listen to the teacher and follow the instructions.

Page 65

1. The small chair is in the room. Repeat.
2. The small chair is in the room. Transform: what.
3. The small chair is in the room. Transform: where.
4. The small chair is in the room. Transform: not.

Pronunciation Repetition Drill

Listen to the teacher and repeat the words.

Page 66

1. shop
2. shopping
3. shirt
4. ship
5. shoe

Transformation Drill

Listen to the teacher and follow the instructions.

Page 67

1. The refrigerator is in the kitchen. Repeat.
2. The refrigerator is in the kitchen. Transform: what.
3. The refrigerator is in the kitchen. Transform: where.
4. The refrigerator is in the kitchen. Transform: not.

Transformation Drill

Listen to the teacher and follow the instructions.

Page 68

1. The telephone is on the table. Repeat.
2. The telephone is on the table. Transform: what.
3. The telephone is on the table. Transform: where.
4. The telephone is on the table. Transform: not.

Sound (Phoneme) Identification Drill

Listen to the teacher, repeat, and tick the correct sound.

	/s/	/ʃ/
1. <u>s</u> hop		
2. <u>s</u> tage		
3. <u>s</u> chool		
4. <u>s</u> tand		
5. <u>s</u> wim		
6. <u>s</u> hip		
7. <u>s</u> hoe		

Page 69

1. shop
2. stage
3. school
4. stand
5. swim
6. ship
7. shoe

Writing Exercise

Listen and type the sentences in the chat box.

Page 70


1. The yellow building is between the blue school and the market.
2. Who wears a uniform?
3. The refrigerator is behind the table.
4. Is the house next to the hospital?
5. Is the university next to the blue restaurant?

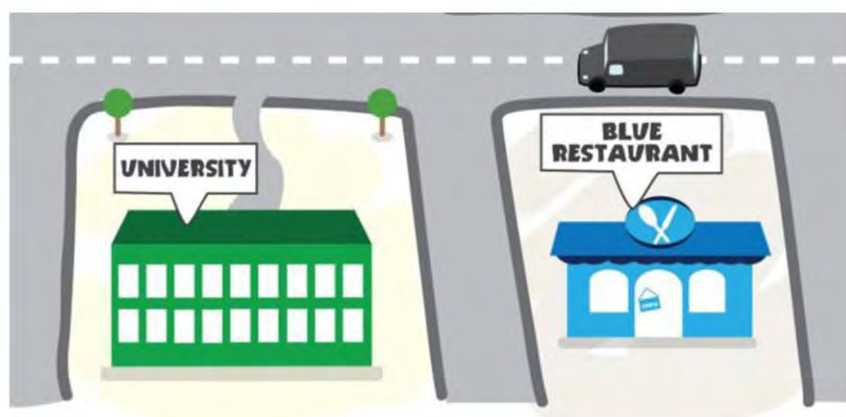
VOCABULARY

Listen and repeat the words and sentences.

Page 71

Please refer to the definition file.







/ə/

Page 74

1. The tongue is in the center of the mouth in a neutral position.
2. The lips are unrounded, relaxed, and do not move.
3. The mouth, tongue, and cheeks are relaxed.
4. This vowel is short.

Repetition Drill

Listen to the teacher and repeat the sentences.

Page 75

1. The stage is across from the blue school.
2. The chair is against the wall.
3. They walk along the street.
4. She eats eggs after the English class.
5. This is a big area.
6. The big picture is above the small picture.
7. They walk about the university.
8. The picture is by the window.
9. This is my right side.
10. He goes out of the house.
11. The glass is over the table.
12. The spoon is over the table.

Basic Single-slot Substitution Drill

Listen to the teacher and repeat the sentences.

Page 76

1. The book is above the table.
2. The book is next to the table.
3. The chair is next to the table.
4. The chair is across from the table.
5. The chair is across from the door.
6. The window is across from the door.
7. The window is behind the door.
8. The window is after the door.

Pronunciation Repetition Drill

Listen to the teacher and repeat the words.

Page 77

1. about
2. across
3. against
4. along
5. above

Basic Sentence Expansion Drill

Listen to the teacher and repeat the sentences.

Page 78

1. He walks across the building.
2. He walks across the old building.
3. He walks across the old building next to the market.

Basic Sentence Expansion Drill

Listen to the teacher and repeat the sentences.

Page 79

1. She goes home.
2. She goes home by bus.
3. She goes home by bus after school.

Transformation Drill

Listen to the teacher and follow the instructions.

Page 80

1. The window is across from the door. Repeat.
2. The window is across from the door. Transform: what.
3. The window is across from the door. Transform: where.
4. The window is across from the door. Transform: not.

Vowel Pronunciation Drill

Listen to the teacher and repeat the words.

Page **81**

1. after /æ/
2. area /ɛ/
3. street /i/
4. next /ɛ/
5. spoon /u:/

Transformation Drill

Listen to the teacher and follow the instructions.

Page 82

1. The picture is above the door. Repeat.
2. The picture is above the door. Transform: where.
3. The picture is above the door. Transform: what.
4. The picture is above the door. Transform: not.

Transformation Drill

Listen to the teacher and follow the instructions.

Page 83

1. She is next to the window. Repeat.
2. She is next to the window. Transform: who.
3. She is next to the window. Transform: where.
4. She is next to the window. Transform: not.

Repetition Drill

Listen to the teacher and repeat the sentences.

Page 84

1. The hospital is across from the blue school.
2. The red school is next to the market.
3. The market is across from the house.
4. The university is next to the red building.
5. The building is along the street.
6. She goes home after work.
7. The glass is above the table.
8. The table is in the house.
9. They eat after swimming.
10. The spoon is above the table.

Basic Sentence Expansion Drill

Listen to the teacher and repeat the sentences.

Page 85

1. The TV is in the house.
2. The TV is in the big house.
3. The new TV is in the big house.
4. The new TV is in the big white house.

Question and Answer Drill

Listen and answer the questions in complete sentences.

Page 86

1. Is the chair against the wall?
2. Do they walk along the street?
3. Is this a big area?
4. Is the picture above the wall?
5. Is this my right side?

Sound (Phoneme) Identification Drill

Listen to the teacher, repeat, and tick the correct sound.

	/æ/	/ə/		/æ/	/ə/
1. <u>a</u> fter			5. s <u>a</u> nd		
2. gl <u>a</u> ss			6. <u>a</u> gainst		
3. <u>a</u> bout			7. <u>a</u> long		
4. <u>a</u> bove			8. bl <u>a</u> ck		

Page **87**

1. after
2. glass
3. about
4. above
5. stand
6. against
7. along
8. black

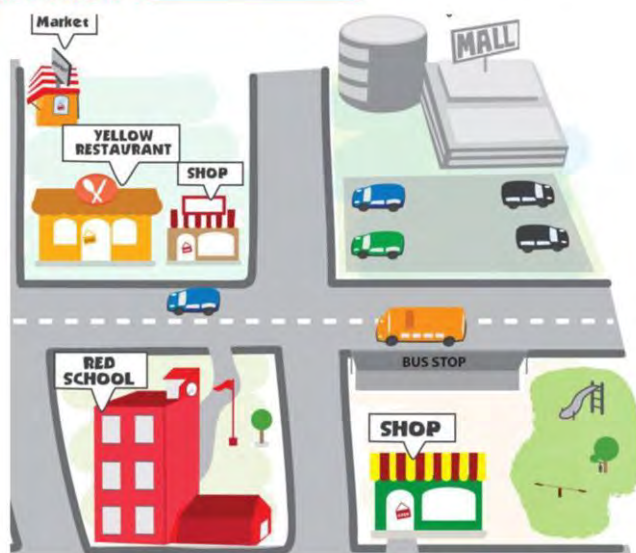
VOCABULARY

Listen and repeat the words and sentences.

Page **88**

Please refer to the definition file.





Repetition Drill

Listen to the teacher and repeat the sentences.

Page 91

1. My room is on the top floor.
2. On top of the house is the roof.
3. This town is big.
4. That village is small.
5. The market is in front of the house.
6. She goes in the front door.
7. This is my left.
8. This is my left side.

Basic Single-slot Substitution Drill

Listen to the teacher and repeat the sentences.

Page 92

1. This town is big.
2. This town is small.
3. This village is small.
4. This village is big.
5. That village is big.
6. That village is small.
7. That town is small.
8. That town is big.

Basic Sentence Expansion Drill

Listen to the teacher and repeat the sentences.

Page 93

1. This is a town.
2. This is a small town.
3. This is a good small town.

Basic Sentence Expansion Drill

Listen to the teacher and repeat the sentences.

Page 94

1. That is a house.
2. That is a cute house.
3. That is a cute black house.

Transformation Drill

Listen to the teacher and follow the instructions.

Page 95

1. The picture is by the window. Repeat.
2. The picture is by the window. Transform: what.
3. The picture is by the window. Transform: where.
4. The picture is by the window. Transform: not.

Transformation Drill

Listen to the teacher and follow the instructions.

Page 96

1. She goes in the front door. Repeat.
2. She goes in the front door. Transform: who.
3. She goes in the front door. Transform: where.
4. She goes in the front door. Transform: not.

Transformation Drill

Listen to the teacher and follow the instructions.

Page 97

1. The shoe is out of the room. Repeat.
2. The shoe is out of the room. Transform: what.
3. The shoe is out of the room. Transform: where.
4. The shoe is out of the room. Transform: not.

Basic Single-slot Substitution Drill

Listen to the teacher and repeat the sentences.

Page 98

1. The picture is by the window.
2. The picture is next to the window.
3. The picture is in front of the window.
4. The picture is behind the window.
5. The picture is behind the door.
6. The picture is by the door.
7. The picture is in front of the door.
8. The picture is next to the door.

Question and Answer Drill

Listen and answer the questions in complete sentences.

Page 99

1. Is the picture by the window?
2. Is the roof on top?
3. Is this town big?
4. Is that village small?
5. Does she go in the front door?
6. Is this my left?


Talking About Where Things Are – **WHERE QUESTIONS**

Page **100**

We use the word 'where' to ask questions about places.

Questions that use 'where' often ask about the location of places or the location of places where actions or events happen.

'Where' usually starts the sentence, followed by the verb, and then the other words of the sentence.



/z/

Page 101

1. The tongue gently touches just behind the “bump” behind the upper teeth.
2. Air passes through a tiny gap between the tongue and teeth.
3. /z/ is voiced.

Repetition Drill

Listen to the teacher and repeat the sentences.

Page **102**

1. Where is the red building?
2. Where is the blue school?
3. Where is the market?
4. Where is the telephone?
5. Where is the table?
6. Where is the house?
7. Where is the hospital?
8. Where is the picture?

Repetition Drill

Listen to the teacher and repeat the sentences.

Page **103**

9. Where is the yellow restaurant?
10. Where is the glass?
11. Where is the TV?
12. Where is the window?
13. Where is the telephone?
14. Where are the glasses?
15. Where are the chairs?

Pronunciation Repetition Drill

Listen to the teacher and repeat the words.

Page 104

1. television
2. revision

Basic Single-slot Substitution Drill

Listen to the teacher and repeat the sentences.

Page 105

1. Where is the TV?
2. Where is the wall?
3. Where is the window?
4. Where is the door?
5. Where is the glass?
6. Where are the glasses?
7. Where are the chairs?
8. Where are the tables?

Basic Sentence Expansion Drill

Listen to the teacher and repeat the sentences.

Page 106

1. Where is the picture?
2. Where is the cute picture?
3. Where is the cute white picture?

Vowel Pronunciation Drill

Listen to the teacher and repeat the words.

Page 107

1. restaurant
2. window
3. glass
4. picture
5. door
6. market

Basic Sentence Expansion Drill

Listen to the teacher and repeat the sentences.

Page **108**

1. Where is the house?
2. Where is the big house?
3. Where is the big blue house?

Basic Sentence Expansion Drill

Listen to the teacher and repeat the sentences.

Page 109

1. Where is the restaurant?
2. Where is the small restaurant?
3. Where is the small red restaurant?

Transformation Drill

Listen to the teacher and follow the instructions.

Page **110**

1. The glass is on the table. Repeat.
2. The glass is on the table. Transform: where.
3. The glass is on the table. Transform: what.
4. The glass is on the table. Transform: not.

Transformation Drill

Listen to the teacher and follow the instructions.

Page **111**

1. The house is next to the restaurant. Repeat.
2. The house is next to the restaurant. Transform: where.
3. The house is next to the restaurant. Transform: what.
4. The house is next to the restaurant. Transform: not.

Transformation Drill

Listen to the teacher and follow the instructions.

Page **112**

1. The telephone is on the table. Repeat.
2. The telephone is on the table. Transform: where.
3. The telephone is on the table. Transform: what.
4. The telephone is on the table. Transform: not.

Sound (Phoneme) Identification Drill

Listen to the teacher, repeat, and tick the correct sound.

	/z/	/dʒ/
1. vegetable		
2. message		
3. television		
4. job		
5. revision		

Page **113**

1. vegetable
2. message
3. television
4. job
5. revision

Repetition Drill

Listen to the teacher and repeat the sentences.

Page **114**

1. Where is the refrigerator?
2. Where is the wood?
3. Where is the door?
4. Where is the stage?
5. Where is the telephone?
6. Where is the television?
7. Where are the tables?
8. Where are the spoons?

Question and Answer Drill

Listen and answer the questions in complete sentences.

Page **115**

1. Where is the table?
2. Where is the house?
3. Where is the hospital?
4. Where is the picture?
5. Where is the glass?
6. Where is the TV?
7. Where are the glasses?
8. Where are the chairs?

Question and Answer Drill

Listen and answer the questions in complete sentences.

Page **116**

9. Where is the refrigerator?
10. Where is the wood?
11. Where is the stage?
12. Where is the university?
13. Where are the spoons?
14. Where is the yellow building?
15. Where is the yellow restaurant?

1. The stage is across from the blue school.
2. The chair is against the wall.
3. They walk along the street.
4. The market is after the yellow building.
5. This is a big area.
6. The roof is on top.
7. The top of the house is the roof.
8. This town is big.

9. That village is small.
10. The front of the house is the market.
11. They walk about the university.
12. The picture is by the window.
13. This is my right side.
14. This is my left.
15. This is my left side.

1. My room is on the top floor.
2. On top of the house is the roof.
3. This town is big.
4. That village is small.
5. The market is in front of the house.
6. She goes in the front door.
7. This is my left.
8. This is my left side.

- | | |
|-------------------------------|------------------------------------|
| 1. Where is the red building? | 7. Where is the hospital? |
| 2. Where is the blue school? | 8. Where is the picture? |
| 3. Where is the market? | 9. Where is the yellow restaurant? |
| 4. Where is the telephone? | 10. Where is the glass? |
| 5. Where is the table? | 11. Where is the TV? |
| 6. Where is the house? | 12. Where is the window? |

Pronunciation Repetition Drill

Listen to the teacher and repeat the words.

Page 121

1. about
2. across
3. against
4. along
5. above

Basic Single-slot Substitution Drill

Listen to the teacher and repeat the sentences.

Page 122

1. This town is big.
2. This town is small.
3. This village is small.
4. This village is big.
5. That village is big.
6. That village is small.
7. That town is small.
8. That town is big.

Vowel Pronunciation Drill

Listen to the teacher and repeat the words.

Page 123

1. after
2. area
3. street
4. next
5. spoon

Question and Answer Drill

Listen and answer the questions in complete sentences.

Page 124

1. Where is the table?
2. Where is the house?
3. Where is the hospital?
4. Where is the picture?
5. Where is the glass?
6. Where is the TV?
7. Where are the glasses?
8. Where are the chairs?

Question and Answer Drill

Listen and answer the questions in complete sentences.

Page 125

9. Where is the refrigerator?
10. Where is the wood?
11. Where is the stage?
12. Where is the university?
13. Where is the hospital?
14. Where is the yellow building?
15. Where is the yellow restaurant?

Sound (Phoneme) Identification Drill

Listen to the teacher, repeat, and tick the correct sound.

	/æ/	/ə/
1. <u>a</u> fter		
2. gla <u>s</u> s		
3. <u>a</u> bout		
4. <u>a</u> bove		
5. sta <u>n</u> d		

Page **126**

1. after
2. glass
3. about
4. above
5. stand

Basic Sentence Expansion Drill

Listen to the teacher and repeat the sentences.

Page 127

1. This is a town.
2. This is a small town.
3. This is a good small town.

Pronunciation Repetition Drill

Listen to the teacher and repeat the words.

Page **128**

1. television
2. revision

Basic Sentence Expansion Drill

Listen to the teacher and repeat the sentences.

Page 129

1. Where is the house?
2. Where is the big house?
3. Where is the big blue house?

Sound (Phoneme) Identification Drill

Listen to the teacher, repeat, and tick the correct sound.

	/z/	/dʒ/
1. vegetable		
2. message		
3. television		
4. job		
5. revision		

Page **130**

1. vegetable
2. message
3. television
4. job
5. revision

Transformation Drill

Listen to the teacher and follow the instructions.

Page **131**

1. The shoe is out of the room. Repeat.
2. The shoe is out of the room. Transform: what.
3. The shoe is out of the room. Transform: where.
4. The shoe is out of the room. Transform: not. [The shoe is not out of the room.]

Vowel Pronunciation Drill

Listen to the teacher and repeat the words.

Page 132

1. restaurant
2. window
3. glass
4. picture
5. door
6. market

Writing Exercise.

Listen and type the sentences in the chat box.

Page 133


1. The picture is in front of the window.
2. Where is the small red restaurant?
3. The telephone is not on the table.
4. The hospital is across from the blue school.
5. She goes home by bus after school.
6. This is a good small town.

VOCABULARY

Listen and repeat the words and sentences.

Page **134**

Please refer to the definition file.

The Timpson Family

Page 135



Asking About People–

WHO QUESTIONS

Page 137

We use the word 'who' to ask questions about people.

'Who' usually starts the sentence, followed by the verb, and then the other words of the sentence.

Repetition Drill

Listen to the teacher and repeat the sentences.

Page 138

1. Who is he?
2. Who is she?
3. Who are they?
4. Who is behind the woman?
5. Who is across from the queen?
6. Who is next to the singer?

Repetition Drill

Listen to the teacher and repeat the sentences.

Page 139

7. Who is behind the doctor?
8. Who is in front of the writer?
9. Who is after the worker?
10. Who is behind the speaker?
11. Who is next to the girl?
12. Who is after the boy?
13. Who is that man?

Basic Single-slot Substitution Drill

Listen to the teacher and repeat the sentences.

Page 140

1. The woman is in front of the worker.
2. The woman is next to the worker.
3. The woman is behind the worker.
4. The woman is after the worker.
5. The woman is across from the worker.

Basic Sentence Expansion Drill

Listen to the teacher and repeat the sentences.

Page **141**

1. The queen is in front of the table.
2. The queen is in front of the red table.
3. The queen is in front of the small red table.

Basic Sentence Expansion Drill

Listen to the teacher and repeat the sentences.

Page 142

1. The writer likes this house.
2. The good writer likes this house.
3. The good writer likes this big house.

Intermediate Single-slot Substitution Drill

Listen to the teacher and follow the instructions.

Page **143**

1. The doctor is in the hospital. Repeat.
2. The doctor is in the hospital. Change: worker.
3. The worker is in the hospital. Change: woman.
4. The woman is in the hospital. Change: speaker.
5. The speaker is in the hospital. Change: singer.

Intermediate Single-slot Substitution Drill

Listen to the teacher and follow the instructions.

Page 144

1. The singer is on the stage. Repeat.
2. The singer is on the stage. Change: behind.
3. The singer is behind the stage. Change: next to.
4. The singer is next to the stage. Change: in front of.
5. The singer is in front of the stage. Change: across from.

Transformation Drill

Listen to the teacher and follow the instructions.

Page 145

1. The writer is in the restaurant. Repeat.
2. The writer is in the restaurant. Transform: who.
3. The writer is in the restaurant. Transform: where.
4. The writer is in the restaurant. Transform: not.

Transformation Drill

Listen to the teacher and follow the instructions.

Page 146

1. The singer is next to the stage. Repeat.
2. The singer is next to the stage. Transform: who.
3. The singer is next to the stage. Transform: where.
4. The singer is next to the stage. Transform: not.

Transformation Drill


Listen to the teacher and follow the instructions.

Page 147

1. The worker is in the building. Repeat.
2. The worker is in the building. Transform: who.
3. The worker is in the building. Transform: where.
4. The worker is in the building. Transform: not.

Question and Answer Drill

Listen and answer the questions in complete sentences.




1. Who is he?
2. Who is she?
3. K \c]g\Y3'
4. K \c]g'g\Y3'
5. Who are they?
6. K \c]g]b'ZcbhcZH'Y'k ca Ub3'
7. K \c]g'UZH'f'h'Y'k cf_Yf3'
8. K \c]g'VY\]bX'h'Y'gdYU_Yf3'
9. K \c]g'UW'cgg'Z'ca 'h'Y'g]b[Yf3'
10. K \c]g'bYI h'c'h'Y'ei YYb3'
11. K \c]g]b'h'Y'fYg'ui fUb3'
12. K \c]g]b'h'Y'Vi]X]b[3'

VOCABULARY


Listen and repeat the words and sentences.

Page **149**

Please refer to the definition file.

The Timpson Family

Page 150



Talking About What is Happening Now– **PRESENT CONTINUOUS**

Page 152

One use of the present continuous tense is to talk about actions and events that are happening in the present.

PAST -----> NOW -----> FUTURE

It is formed by adding “-ing” to the verb.

For example,

work > working

clean > cleaning

study > studying

If the verb ends in an “e”, the “e” is removed before adding “-ing”.

For example,

have > having

write > writing

If the verb ends in a “t”, this consonant is doubled before adding “-ing”.

For example,

get > getting

let > letting



/z/

Page 153

1. The tongue gently touches the “bump” behind the upper teeth.
2. Air passes through a tiny gap between the tongue and teeth.
3. /z/ is voiced.

Repetition Drill

Listen to the teacher and repeat the sentences.

Page 154

1. He is working.
2. She is having a class.
3. They are resting in the room.
4. The teacher is busy now.
5. The baby is wearing a shirt.
6. The brother is studying.
7. The sister is drawing.
8. The reader is reading.
9. The students are ready now.
10. He is getting the pen.
11. She is giving the book to the man.
12. The cleaner is cleaning.

Basic Single-slot Substitution Drill

Listen to the teacher and repeat the sentences.

Page 155

1. He is working.
2. She is working.
3. She is studying.
4. She is reading.
5. He is reading.
6. He is writing.
7. They are writing.

Pronunciation Repetition Drill

Listen to the teacher and repeat the words.

Page **156**

1. trousers
2. cousin
3. exercise
4. busy
5. music
6. news
7. newspaper
8. opposite

Basic Sentence Expansion Drill

Listen to the teacher and repeat the sentences.

Page 157

1. She is writing.
2. She is writing on the table.
3. She is writing on the red table.

Basic Sentence Expansion Drill

Listen to the teacher and repeat the sentences.

Page **158**

1. The brother is resting.
2. The brother is resting in the room.
3. The brother is resting in the room now.

Basic Sentence Expansion Drill

Listen to the teacher and repeat the sentences.

Page 159

1. The sister is singing.
2. The sister is singing on the stage.
3. The sister is singing on the big stage.

Consonant Pronunciation Drill

Listen to the teacher and repeat the words.

Page **160**

1. work
2. rest
3. baby
4. give
5. sister

Transformation Drill

Listen to the teacher and follow the instructions.

Page **161**

1. He is working in the restaurant. Repeat.
2. He is working in the restaurant. Transform: who.
3. He is working in the restaurant. Transform: where.
4. He is working in the restaurant. Transform: not.

Transformation Drill

Listen to the teacher and follow the instructions.

Page 162

1. He is walking across the building. Repeat.
2. He is walking across the building. Transform: who.
3. He is walking across the building. Transform: where.
4. He is walking across the building. Transform: not.

Transformation Drill

Listen to the teacher and follow the instructions.

Page 163

1. She is singing in the room. Repeat.
2. She is singing in the room. Transform: who.
3. She is singing in the room. Transform: where.
4. She is singing in the room. Transform: not.

Repetition Drill

Listen to the teacher and repeat the sentences.

Page 164

1. The baby is watching TV.
2. The boy is singing.
3. The girl is walking.
4. The man is talking.
5. The cleaner is pushing the table.
6. The woman is opening the book.
7. The student is studying.
8. They are eating.
9. The worker is reading.
10. The queen is leaving.

Basic Single-slot Substitution Drill

Listen to the teacher and repeat the sentences.

Page 165

1. She is eating.
2. He is eating.
3. He is reading.
4. He is singing.
5. She is singing.
6. They are singing.
7. They are leaving.

Sound (Phoneme) Identification Drill

Listen to the teacher, repeat, and tick the correct sound.

	/s/	/z/		/s/	/z/
1. cou <u>s</u> in			5. new <u>s</u>		
2. oppo <u>s</u> ite			6. trou <u>s</u> ers		
3. <u>s</u> tage			7. <u>s</u> wim		
4. <u>s</u> tudy			8. <u>s</u> chool		

Page **166**

1. cousin
2. opposite
3. stage
4. study
5. news
6. trousers
7. swim
8. school

Question and Answer Drill

Listen and answer the questions in complete sentences.

Page 167


1. Is the baby watching TV?
2. Is the boy singing?
3. Is the cleaner pushing the table?
4. Is the student studying?
5. Are they eating?
6. Is she having a class?
7. Are they resting in the room?
8. Is the teacher busy now?
9. Is the baby wearing a shirt?
10. Is he working?

VOCABULARY

Listen and repeat the words and sentences.

Page **168**

Please refer to the definition file.

The Timpson Family


Page 169



Alex



John



/3:/

Page 171

1. The tongue is in the center of the mouth and a little low.
2. The lips are semi-rounded with the bottom lip a little more tensed than the top lip.
3. This vowel is usually long.

Repetition Drill

Listen to the teacher and repeat the sentences.

Page 172

1. The father is pulling the door.
2. The mother is pushing the window.
3. The family is leaving the house.
4. The couple is happy.
5. The husband is giving the ring.
6. The wife is getting the ring.
7. She is marrying him.
8. He is marrying her.
9. She is a good daughter.
10. He is a good son.
11. I have two cousins.
12. I have three uncles.

Basic Single-slot Substitution Drill

Listen to the teacher and repeat the sentences.

Page 173

1. The husband is pushing the window.
2. The wife is pushing the window.
3. The wife is pushing the door.
4. The wife is pushing the table.
5. The wife is pulling the table.
6. The daughter is pulling the table.
7. The daughter is cleaning the table.

Basic Sentence Expansion Drill

Listen to the teacher and repeat the sentences.

Page 174

1. The wife is in the room.
2. The wife is in the big room.
3. The wife is in the big white room.

Pronunciation Repetition Drill

Listen to the teacher and repeat the words.

Page 175

- 1.purse
2. work
3. return
- 4.learn
5. early
6. first

Basic Sentence Expansion Drill

Listen to the teacher and repeat the sentences.

Page 176

1. The family is leaving.
2. The family is leaving the house.
3. The family is leaving the old house.

Basic Sentence Expansion Drill

Listen to the teacher and repeat the sentences.

Page 177

1. The husband is giving the ring.
2. The husband is giving the small ring.
3. The husband is giving the small red ring.

Transformation Drill

Listen to the teacher and follow the instructions.

Page 178

1. The couple is in the big house. Repeat.
2. The couple is in the big house. Transform: where.
3. The couple is in the big house. Transform: who.
4. The couple is in the big house. Transform: not.

Transformation Drill

Listen to the teacher and follow the instructions.

Page 179

1. The mother is reading a book. Repeat.
2. The mother is reading a book. Transform: what.
3. The mother is reading a book. Transform: who.
4. The mother is reading a book. Transform: not.

Transformation Drill

Listen to the teacher and follow the instructions.

Page 180

1. The husband is standing on the floor. Repeat.
2. The husband is standing on the floor. Transform: who.
3. The husband is standing on the floor. Transform: where.
4. The husband is standing on the floor. Transform: not.

Consonant Pronunciation Drill

Listen to the teacher and repeat the words.

Page **181**

1. marry
2. ring
3. husband
4. wife
5. daughter
6. family

Basic Single-slot Substitution Drill

Listen to the teacher and repeat the sentences.

Page 182

1. The son is walking.
2. The daughter is walking.
3. The daughter is eating.
4. The daughter is working.
5. The wife is working.
6. The wife is singing.
7. The wife is leaving.

Sound (Phoneme) Identification Drill

Listen to the teacher, repeat, and tick the correct sound.

	/ɜ:/	/ə/		/ɜ:/	/ə/
1. <u>a</u> bout			5. <u>a</u> bove		
2. <u>a</u> long			6. <u>e</u> arly		
3. w <u>o</u> rk			7. f <u>i</u> rst		
4. <u>l</u> earn			8. <u>a</u> cross		

Page **183**

1. about
2. along
3. work
4. learn
5. above
6. early
7. first
8. across

Question and Answer Drill

Listen and answer the questions in complete sentences.

Page 184

1. Is the couple happy?
2. Is the family leaving the house?
3. Is she marrying him?
4. Is she a good daughter?
5. Is the mother pushing the window?

1. Who is he?
2. Who is she?
3. Who are they?
4. Who is behind the woman?
5. Who is across from the queen?
6. Who is next to the singer?
7. Who is behind the doctor?
8. Who is in front of the writer?
9. Who is after the worker?
10. Who is behind the speaker?
11. Who is next to the girl?
12. Who is after the boy?
13. Who is that man?

- | | |
|----------------------------------|--|
| 1. He is working. | 7. The sister is drawing. |
| 2. She is having a class. | 8. The reader is reading. |
| 3. They are resting in the room. | 9. The students are ready now. |
| 4. The teacher is busy now. | 10. He is getting the pen. |
| 5. The baby is wearing a shirt. | 11. She is giving the book to the man. |
| 6. The brother is studying. | 12. The cleaner is cleaning. |

- 1. The husband is pushing the window.**
- 2. The wife is pushing the window.**
- 3. The wife is pushing the door.**
- 4. The wife is pushing the table.**
- 5. The wife is pulling the table.**
- 6. The daughter is pulling the table.**
- 7. The daughter is cleaning the table.**

Repetition Drill

Listen to the teacher and repeat the sentences.

Page **188**

1. The father is pulling the door.
2. The mother is pushing the window.
3. The family is leaving the house.
4. The couple is happy.
5. The husband is giving the ring.
6. The wife is getting the ring.
7. She is marrying him.
8. He is marrying her.
9. She is a good daughter.
10. He is a good son.
11. I have two cousins.
12. I have three uncles.

Pronunciation Repetition Drill

Listen to the teacher and repeat the words.

Page **189**

1. trousers
2. cousin
3. exercise
4. busy
5. music
6. news
7. newspaper
8. opposite

Pronunciation Repetition Drill

Listen to the teacher and repeat the words.

Page 190

- 1.purse
2. work
3. return
- 4.learn
5. early
6. first

Question and Answer Drill

Listen and answer the questions in complete sentences.

Page 191

1. Who is he?
2. Who is she?
3. Who is in front of the woman?
4. Who is after the worker?
5. Who are they?
6. Is the couple happy?
7. Is the family leaving the house?
8. Is she marrying him?
9. Is she a good daughter?
10. Is the mother pushing the window?

Basic Sentence Expansion Drill

Listen to the teacher and repeat the sentences.

Page 192

1. She is writing.
2. She is writing on the table.
3. She is writing on the red table.

Sound (Phoneme) Identification Drill

Listen to the teacher, repeat, and tick the correct sound.

	/ɜ:/	/ə/		/ɜ:/	/ə/
1. <u>a</u> bout			5. <u>a</u> bove		
2. <u>a</u> long			6. <u>e</u> arly		
3. w <u>o</u> rk			7. f <u>i</u> rst		
4. <u>l</u> earn			8. <u>a</u> cross		

Page **193**

1. about
2. along
3. work
4. learn
5. above
6. early
7. first
8. across

Transformation Drill

Listen to the teacher and follow the instructions.

Page 194

1. The singer is next to the stage. Repeat.
2. The singer is next to the stage. Transform: who.
3. The singer is next to the stage. Transform: where.
4. The singer is next to the stage. Transform: not.

Sound (Phoneme) Identification Drill

Listen to the teacher, repeat, and tick the correct sound.

	/s/	/z/		/s/	/z/
1. cou <u>s</u> in			5. new <u>s</u>		
2. oppo <u>s</u> ite			6. trou <u>s</u> ers		
3. <u>s</u> tage			7. <u>s</u> wim		
4. <u>s</u> tudy			8. <u>s</u> chool		

Page **195**

1. cousin
2. opposite
3. stage
4. study
5. news
6. trousers
7. swim
8. school

Transformation Drill

Listen to the teacher and follow the instructions.

Page 196

1. The mother is reading a book. Repeat.
2. The mother is reading a book. Transform: what.
3. The mother is reading a book. Transform: who.
4. The mother is reading a book. Transform: not.

Consonant Pronunciation Drill

Listen to the teacher and repeat the words.

Page 197

1. work
2. rest
3. baby
4. give
5. sister

Consonant Pronunciation Drill

Listen to the teacher and repeat the words.

Page **198**

1. marry
2. ring
3. husband
4. wife
5. daughter
6. family

Writing Exercise

Listen and type the sentences in the chat box.

Page 199

1. The good writer likes this big house.
2. Where is the writer?
3. The brother is resting in the room now.
4. Who is walking across the building?
5. The husband is giving the small red ring.
6. The family is leaving the old house.

Asking About Things – **WHAT QUESTIONS**

Page **200**

We use the word 'what' to ask questions about things.

'What' usually starts the sentence, followed by the verb, and then the other words of the sentence.

'What' can also be used with a noun to ask about things.
For example, 'what + color' asks about the color of things.

Repetition Drill

Listen to the teacher and repeat the sentences.

Page **201**

1. What is this?
2. What is that?
3. What are these?
4. What are those?
5. What is next to the university?
6. What is across from the market?
7. What is the man doing?
8. What is the woman reading?

Repetition Drill

Listen to the teacher and repeat the sentences.

Page 202

9. What is she eating?
10. What are they doing?
11. What is above the wall?
12. What is on the table?
13. What are they watching?
14. What color is that?
15. What color is this?

Basic Single-slot Substitution Drill

Listen to the teacher and repeat the sentences.

Page 203

1. What color is this?
2. What color is that?
3. What color are those?
4. What color are these?

Basic Single-slot Substitution Drill

Listen to the teacher and repeat the sentences.

Page 204

1. What is this?
2. What is that?
3. What are those?
4. What are these?

Basic Sentence Expansion Drill

Listen to the teacher and repeat the sentences.

Page 205

1. What color is this
2. What color is this picture?
3. What color is this cute picture?

Basic Sentence Expansion Drill

Listen to the teacher and repeat the sentences.

Page 206

1. What is that?
2. What is that on the wall?
3. What is that on the white wall?

Basic Sentence Expansion Drill

Listen to the teacher and repeat the sentences.

Page 207

1. What is she doing?
2. What is she doing in the room?
3. What is she doing in the room now?

Transformation Drill

Listen to the teacher and follow the instructions.

Page **208**

1. She is reading a book in the room. Repeat.
2. She is reading a book in the room. Transform: what.
3. She is reading a book in the room. Transform: where.
4. She is reading a book in the room. Transform: who.

Transformation Drill

Listen to the teacher and follow the instructions.

Page 209

1. He eats two eggs in the morning. Repeat.
2. He eats two eggs in the morning. Transform: what.
3. He eats two eggs in the morning. Transform: when.
4. He eats two eggs in the morning. Transform: who.

Transformation Drill

Listen to the teacher and follow the instructions.

Page **210**

1. They are watching TV in the room. Repeat.
2. They are watching TV in the room. Transform: what.
3. They are watching TV in the room. Transform: where.
4. They are watching TV in the room. Transform: who.
5. They are watching TV in the room. Transform: not.

Question and Answer Drill

Listen and answer the questions in complete sentences.




1. What is this?
2. What is that?
3. What is next to the university?
4. What is across from the market?
5. What is the man doing?
6. What is she eating?
7. What are they doing?
8. What is on the table?
9. What color is that?
10. What color is this?

VOCABULARY

Listen and repeat the words and sentences.

Page **212**

Please refer to the definition file.

The Timpson Family

Page 213

Repetition Drill

Listen to the teacher and repeat the sentences.

Page 214

1. He has a rich daddy.
2. He is strong.
3. She has a tall mommy.
4. She is poor.
5. He is slow.
6. She is a new member here.
7. The people are unhappy.
8. That person is happy.
9. This place is clean.
10. He is tall.
11. I am strong.
12. They are poor.

Basic Single-slot Substitution Drill

Listen to the teacher and repeat the sentences.

Page 215

1. Where is mom?
2. Where is dad?
3. Where is he?
4. Where is she?
5. Where are they?

Basic Single-slot Substitution Drill

Listen to the teacher and repeat the sentences.

Page 216

1. She is happy.
2. She is tall.
3. She is strong.
4. She is unhappy.
5. He is unhappy.
6. He is poor.

Basic Sentence Expansion Drill

Listen to the teacher and repeat the sentences.

Page 217

1. They are happy people.
2. They are happy and strong people.
3. They are happy, strong, and poor people.

Basic Sentence Expansion Drill

Listen to the teacher and repeat the sentences.

Page **218**

1. Dad is writing.
2. Dad is writing and eating.
3. Dad is writing and eating in the room.

Basic Sentence Expansion Drill

Listen to the teacher and repeat the sentences.

Page **219**

1. This is a good place.
2. This is a good and clean place.
3. This is a good, clean, and big place.

Transformation Drill

Listen to the teacher and follow the instructions.

Page 220

1. The strong man is walking. Repeat.
2. The strong man is walking. Transform: who.
3. The strong man is walking. Transform: what.
4. The strong man is walking. Transform: not.

Transformation Drill

Listen to the teacher and follow the instructions.

Page 221

1. The poor people are in the house. Repeat.
2. The poor people are in the house. Transform: who.
3. The poor people are in the house. Transform: where.
4. The poor people are in the house. Transform: not.

Transformation Drill

Listen to the teacher and follow the instructions.

Page 222

1. Mom is cleaning the table. Repeat.
2. Mom is cleaning the table. Transform: who.
3. Mom is cleaning the table. Transform: what.
4. Mom is cleaning the table. Transform: not.

Question and Answer Drill

Listen and answer the questions in complete sentences.

Page 223

1. Does he have a rich daddy?
2. Is he strong?
3. Is she poor?
4. Is she a new member?
5. Is this place clean?
6. Is that person happy?
7. Are the people unhappy?
8. Are they poor?
9. Does she have a tall mommy?
10. Is he slow?

VOCABULARY

Listen and repeat the words and sentences.

Page 224

Please refer to the definition file.



Page 225

Talking About Past Events 1- PAST TENSE

PAST		X	NOW		FUTURE	
Present Tense (Regular Verbs)	Past Tense		Present Tense (Irregular Verbs)	Past Tense		
open	opened		go	went		
wash	washed		run	ran		
rest	rested		find	found		
talk	talked		give	gave		
consider	considered		ride	rode		
touch	touched		tell	told		

Page 226

We use this tense of the verb to talk about the past or an action that started and finished at a specific time in the past.

We form the past tense of regular verbs by putting the letters “ed” at the end.

For example: I call my friend on the phone every day; I called my friend on the phone yesterday.

For irregular verbs, we do not add “ed” to form the past tense. Instead, we change the word.

For example: I drink a bottle of milk every day; I drank a bottle of milk yesterday.

Sometimes the past tense of irregular verbs do not change.
For example, “cut – cut , put – put” , etc.

Repetition Drill

Listen to the teacher and repeat the sentences.

Page 227

1. The house was good in the past.
2. She had a bad week.
3. The police walked in this area.
4. We talked in the room.
5. Dad sold the house.
6. We opened the box.
7. He drove the bus yesterday.
8. He spoke English.

Repetition Drill

Listen to the teacher and repeat the sentences.

Page **228**

9. We learned the past tense this morning.
10. The policeman wore a uniform.
11. He repeated the word "write".
12. He told the man.
13. They opened the door.
14. She sold this pen.
15. The woman repeated the song.

Basic Single-slot Substitution Drill

Listen to the teacher and repeat the sentences.

Page 229

1. Dad sold the house.
2. Mom sold the house.
3. Mom sold the table.
4. She sold the table.
5. She sold the chair.
6. She sold the door.
7. She opened the door.

Basic Sentence Expansion Drill

Listen to the teacher and repeat the sentences.

Page 230

1. He drove the bus.
2. He drove the white bus.
3. He drove the white bus yesterday.

Basic Sentence Expansion Drill

Listen to the teacher and repeat the sentences.

Page 231

1. She opened the box.
2. She opened the big box.
3. She opened the big box this morning.

Basic Sentence Expansion Drill

Listen to the teacher and repeat the sentences.

Page 232

1. She sold the car.
2. She sold the red car.
3. She sold the red car yesterday.

Transformation Drill

Listen to the teacher and follow the instructions.

Page 233

1. He wrote a letter yesterday. Repeat.
2. He wrote a letter yesterday. Transform: what.
3. He wrote a letter yesterday. Transform: who.
4. He wrote a letter yesterday. Transform: when.

Transformation Drill

Listen to the teacher and follow the instructions.

Page 234

1. She opened the box this morning. Repeat.
2. She opened the box this morning. Transform: what.
3. She opened the box this morning. Transform: who.
4. She opened the box this morning. Transform: when.

Transformation Drill

Listen to the teacher and follow the instructions.

Page 235

1. They sold the house last week. Repeat.
2. They sold the house last week. Transform: what.
3. They sold the house last week. Transform: who.
4. They sold the house last week. Transform: when.

Repetition Drill

Listen to the teacher and repeat the sentences.

Page **236**

1. The policeman got the car.
2. The girl sold this picture.
3. I wrote a letter yesterday.
4. We opened the room.
5. The boy repeated the lesson.
6. We talked this morning.
7. They had breakfast.
8. We had lunch.
9. I opened the window.
10. She called the police.

Open Question Exercise

Listen and answer the questions in complete sentences.

Page 237

1. Who had a bad week?
2. Who walked in this area?
3. Who talked in the room?
4. Who sold the house?
5. Who opened the box?
6. Who repeated the song?
7. Who sold this picture?
8. Who wrote a letter yesterday?
9. Who called the police?
10. Who had breakfast?

VOCABULARY

Listen and repeat the words and sentences.

Page **238**

Please refer to the definition file.



/dʒ/

Page 239

1. The tongue touches the “bump” behind the upper teeth and closes the air passage.
2. The tongue is then dragged backwards slightly and downwards slightly to create a small gap.
3. Air passes through the tiny gap created.
4. /dʒ/ is voiced.

Repetition Drill

Listen to the teacher and repeat the sentences.

Page **240**

1. He made a call yesterday.
2. She has a difficult job.
3. This is a big company.
4. The customer is wearing a blue shirt.
5. This work is hard.
6. The price of the book is five dollars.
7. The cost of the pen is two dollars.
8. This pen costs two dollars.
9. He is the manager of this company.
10. She has ten dollars.

Pronunciation Repetition Drill

Listen to the teacher and repeat the words.

Page 241

1. vegetable
2. message
3. refrigerator
4. job
5. large
6. village
7. subject

Basic Single-slot Substitution Drill

Listen to the teacher and repeat the sentences.

Page 242

1. She has ten dollars.
2. She has five dollars.
3. He has five dollars.
4. He has fifty dollars.
5. He has one dollar.
6. They have one dollar.

Basic Single-slot Substitution Drill

Listen to the teacher and repeat the sentences.

Page 243

1. She has a difficult job.
2. She has difficult work.
3. She has great work.
4. She has a great job.
5. He has a great job.
6. They have a great job.

Basic Sentence Expansion Drill

Listen to the teacher and repeat the sentences.

Page 244

1. The customer is wearing a shirt.
2. The customer is wearing a blue shirt.
3. The customer is wearing a blue and white shirt.

Basic Sentence Expansion Drill

Listen to the teacher and repeat the sentences.

Page 245

1. She has ten dollars.
2. She has ten dollars in the bag.
3. She has ten dollars in the small bag.

Basic Sentence Expansion Drill

Listen to the teacher and repeat the sentences.

Page 246

1. He is the manager.
2. He is the manager of this company.
3. He is the manager of this big company.

Transformation Drill

Listen to the teacher and follow the instructions.

Page 247

1. She made a call yesterday. Repeat.
2. She made a call yesterday. Transform: who.
3. She made a call yesterday. Transform: when.
4. She made a call yesterday. Transform: what.

Transformation Drill

Listen to the teacher and follow the instructions.

Page 248

1. The customer is wearing a blue shirt. Repeat.
2. The customer is wearing a blue shirt. Transform: who.
3. The customer is wearing a blue shirt. Transform: what.
4. The customer is wearing a blue shirt. Transform: not.

Sound (Phoneme) Identification Drill

Listen to the teacher, repeat, and tick the correct sound.

	/dʒ/	/z/		/dʒ/	/z/
1. cousin			6. opposite		
2. busy			7. music		
3. large			8. subject		
4. vegetable			9. message		
5. job			10. exercise		

Page 249

1. cousin
2. busy
3. large
4. vegetable
5. job
6. opposite
7. music
8. subject
9. message
10. Exercise

Transformation Drill

Listen to the teacher and follow the instructions.

Page 250

1. The manager works in the company. Repeat.
2. The manager works in the company. Transform: who.
3. The manager works in the company. Transform: where.
4. The manager works in the company. Transform: not.

Question and Answer Drill

Listen and answer the questions in complete sentences.

Page 251

1. Who made a call yesterday?
2. Who has a difficult job?
3. Is this a big company?
4. What is the customer wearing?
5. Is this work hard?
6. What is the price of the book?
7. Is he the manager of this company?
8. Does she have ten dollars?
9. Does this pen cost two dollars?
10. What is the cost of the pen?

1. What is this?
2. What is that?
3. What are these?
4. What are those?
5. What is next to the university?
6. What is across from the market?
7. What is the man doing?
8. What is the woman reading?
9. What is she eating?
10. What are they doing?
11. What is above the wall?
12. What is on the table?
13. What are they watching?
14. What color is that?
15. What color is this?

- | | |
|------------------------------|----------------------------|
| 1. He has a rich daddy. | 7. The people are unhappy. |
| 2. He is strong. | 8. That person is happy. |
| 3. She has a tall mommy. | 9. This place is clean. |
| 4. She is poor. | 10. He is tall. |
| 5. He is slow. | 11. I am strong. |
| 6. She is a new member here. | 12. They are poor. |

1. The house was good in the past.
2. She had a bad week.
3. The police walked in this area.
4. We talked in the room.
5. Dad sold the house.
6. We opened the box.
7. He drove the bus yesterday.
8. He spoke English.

Page 254

9. We learned the past tense this morning.
10. The policeman wore a uniform.
11. He repeated the word "write".
12. He told the man.
13. They opened the door.
14. She sold this pen.
15. The woman repeated the song.

Repetition Drill

Listen to the teacher and repeat the sentences.

Page 256

1. He made a call yesterday.
2. She has a difficult job.
3. This is a big company.
4. The customer is wearing a blue shirt.
5. This work is hard.
6. The price of the book is five dollars.
7. The cost of the pen is two dollars.
8. This pen costs two dollars.
9. He is the manager of this company.
10. She has ten dollars.

Pronunciation Repetition Drill

Listen to the teacher and repeat the words.

Page 257

1. vegetable
2. message
3. refrigerator
4. job
5. large
6. village
7. subject

Basic Single-slot Substitution Drill

Listen to the teacher and repeat the words.

Page 258

1. What color is this?
2. What color is that?
3. What color are those?
4. What color are these?

Basic Single-slot Substitution Drill

Listen to the teacher and repeat the words.

Page 259

1. Dad sold the house.
2. Mom sold the house.
3. Mom sold the table.
4. She sold the table.
5. She sold the chair.
6. She sold the door.
7. She opened the door.

Basic Single-slot Substitution Drill

Listen to the teacher and repeat the words.

Page 260

1. She has ten dollars.
2. She has five dollars.
3. He has five dollars.
4. He has fifty dollars.
5. He has one dollar.
6. They have one dollar.

Basic Sentence Expansion Drill

Listen to the teacher and repeat the words.

Page **261**

1. The customer is wearing a shirt.
2. The customer is wearing a blue shirt.
3. The customer is wearing a blue and white shirt.

Sound (Phoneme) Identification Drill

Listen to the teacher, repeat, and tick the correct sound.

	/dʒ/	/z/		/dʒ/	/z/
1. cousin			6. opposite		
2. busy			7. music		
3. large			8. subject		
4. vegetable			9. message		
5. job			10. exercise		

Page 262

1. cousin
2. busy
3. large
4. vegetable
5. job
6. opposite
7. music
8. subject
9. message
10. Exercise

Transformation Drill

Listen to the teacher and follow the instructions.

Page 263

1. He eats two eggs in the morning. Repeat.
2. He eats two eggs in the morning. Transform: what.
3. He eats two eggs in the morning. Transform: when.
4. He eats two eggs in the morning. Transform: who.

Transformation Drill

Listen to the teacher and follow the instructions.

Page 264

1. He wrote a letter yesterday. Repeat.
2. He wrote a letter yesterday. Transform: what.
3. He wrote a letter yesterday. Transform: who.
4. He wrote a letter yesterday. Transform: when.

Transformation Drill

Listen to the teacher and follow the instructions.

Page 265

1. The manager works in the company. Repeat.
2. The manager works in the company. Transform: who.
3. The manager works in the company. Transform: where.
4. The manager works in the company. Transform: not.

Question and Answer Drill

Listen and answer the questions in complete sentences.

Page 266

1. Who had a bad week?
2. Who walked in this area?
3. Who talked in the room?
4. What is this?
5. What is that?
6. What is next to the university?
7. Are the people unhappy?
8. Are they poor?
9. Does she have a tall mommy?
10. Is he slow?

Writing Exercise

Listen and type the sentences in the chat box.

Page 267

1. What does he eat in the morning?
2. Dad is writing and eating in the room.
3. She opened the big box this morning.
4. She has ten dollars.
5. He is the manager of this company.
6. The price of the book is five dollars.