

VOCABULARY

Listen and repeat the words and sentences.

Page 1

Please refer to the definition file.

R.E.M.S METHOD


B1

B



R.E.M.S. METHOD

Talking About Things 3- Demonstratives



Page 3

We use the words 'this', 'that', 'those', and 'these' to say what things are. 'This and that' are used for singular things, and 'these and those' are used for plural things.


For example:

This is a pencil.

These are pencils.

That is a brown chair.

Those are black chairs.



/ɹ/ (= R)

Page 4

The tongue is held below the “bump” behind the upper teeth but does not touch it.

The sides of the tongue can be pushed to touch the teeth at the sides.

Air passes down the center of the tongue.

The lips are slightly rounded.

Repetition Drill

Listen to the teacher and repeat the sentences.

Page 5

1. This is a blouse.
2. This is a shirt.
3. This is a skirt.
4. This is a dress.
5. This is a uniform.
6. This is a shoe.
7. This is a boot.
8. This is a sock.
9. These are pants.

Repetition Drill

Listen to the teacher and repeat the sentences.

Page 6

10. These are shoes.
11. These are boots.
12. These are socks.
13. These are clothes.
14. We wear clothes.
15. We are wearing clothes.
16. They are wearing clothes.
17. I like dresses.

Pronunciation Repetition Drill

Listen to the teacher and repeat the words.

Page 7

1. write
2. red
3. brown
4. green
5. Friday
6. break
7. mirror
8. dress

Basic Single-slot Substitution Drill

Listen to the teacher and repeat the sentences.

Page 8

1. This is a blue blouse.
2. This is a yellow blouse.
3. This is a yellow shirt.
4. This is a brown shirt.

Basic Single-slot Substitution Drill

Listen to the teacher and repeat the sentences.

Page 9

1. These are white clothes.
2. These are white uniforms.
3. These are white pants.
4. These are gray pants.
5. These are gray blouses.

Intermediate Single-slot Substitution Drill

Listen to the teacher and follow the instructions.

Page 10

1. She wears a pink blouse. Repeat.
2. She wears a pink blouse. Change: skirt.
3. She wears a pink skirt. Change: black.
4. She wears a black skirt. Change: shoes.
5. She wears black shoes. Change: dress.
6. She wears a black dress. Change: red.
7. She wears a red dress. Change: this.

Pronunciation Repetition Drill

Listen to the teacher and repeat the words.

Page 11

1. clothes
2. blouse
3. uniform
4. dress
5. like
6. wear
7. blue
8. black
9. green
10. brown

Intermediate Single-slot Substitution Drill

Listen to the teacher and follow the instructions.

Page 12

1. He wears black shoes. Repeat.
2. He wears black shoes. Change: pants.
3. He wears black pants. Change: white.
4. He wears white pants. Change: uniform.
5. He wears a white uniform. Change: like.
6. He likes a white uniform. Change: these.

Basic Sentence Expansion Drill

Listen to the teacher and repeat the sentences.

Page 13

1. We wear socks.
2. We wear socks and shoes.
3. We wear white socks and shoes.
4. We wear white socks and black shoes.
5. We wear these white socks and black shoes.

Repetition Drill

Listen to the teacher and repeat the sentences.

Page **14**

1. That is a blouse.
2. That is a shirt.
3. That is a skirt.
4. That is a dress.
5. That is a uniform.
6. That is a shoe.
7. That is a boot.

Repetition Drill

Listen to the teacher and repeat the sentences.

Page 15

8. That is a sock.
9. Those are pants.
10. Those are shoes.
11. Those are boots.
12. Those are socks.
13. Those are clothes.

Basic Single-slot Substitution Drill

Listen to the teacher and repeat the sentences.

Page 16

1. I like that white blouse.
2. I like that red blouse.
3. I like that red skirt.
4. I wear that red skirt.
5. You wear that red skirt.
6. You wear that black skirt.
7. You wear those black socks.
8. You wear those.

Inflection Drill

Listen to the teacher and follow the instructions.

Page 17

1. You wear a blue shirt. Add: two.
2. You wear two blue shirts. Add: those.
3. You wear those two blue shirts. Change: she.

Intermediate Single-slot Substitution Drill

Listen to the teacher and follow the instructions.

Page 18

1. He owns two pairs of black shoes. Repeat.
2. He owns two pairs of black shoes. Change: boots.
3. He owns two pairs of black boots. Change: three.
4. He owns three pairs of black boots. Change: she.
5. She owns three pairs of black boots. Change: those.

Mixed Drill

Listen to the teacher and follow the instructions.

Page 19

1. He wears this. Repeat.
2. He wears this. Change: shirt.
3. He wears a shirt. Add: green.
4. He wears a green shirt. Change: she.
5. She wears a green shirt. Add: skirt.
6. She wears a green shirt and a skirt. Change: owns.
7. She owns a green shirt and a skirt. Add: black.
8. She owns a green shirt and a black skirt. Change: likes.
9. She likes a green shirt and a black skirt. Change: blouse.
10. She likes a green blouse and a black skirt. Change: those.

VOCABULARY

Listen and repeat the words and sentences.

Page 20

Please refer to the definition file.



Talking About Things 4 - **Subject Pronouns**

First person singular	I
Second person singular	you
Third person male singular	he
Third person female singular	she
Third person neutral singular	it
First person plural	we
Second person plural	you
Third person male, female, neutral plural	they

Page 22

Pronouns are words that can replace nouns. A pronoun refers to or “means” the same thing as the noun it replaces. Subject pronouns can replace nouns that are in the subject position.

Here are some examples of their use:

I eat lunch.

You are here.

This is John. He is a man.

A cat is in the room. It is black.

This is John and Mary. They are friends.



/l/

Page 23

The tongue touches the “bump” behind the upper teeth.

The tongue is held momentarily in this position while the air passes around the sides of the tongue.

The tongue drops.

Repetition Drill

Listen to the teacher and repeat the sentences.

Page 24

1. I am eating.
2. I like food.
3. They eat eggs and rice.
4. You eat an egg and rice in the morning.
5. You drink tea in the morning.
6. He drinks coffee in the morning.
7. He likes sweet coffee.

Repetition Drill

Listen to the teacher and repeat the sentences.

Page 25

8. She eats eggs and rice for lunch.
9. She likes eggs and tea for dinner.
10. We like tea for breakfast.
11. We eat breakfast in the morning.
12. We eat dinner at night.
13. We eat supper at night.

Pronunciation Repetition Drill

Listen to the teacher and repeat the words.

Page 26

1. blouse
2. clothes
3. like
4. lunch
5. fall

Sound (Phoneme) Identification Drill

Listen to the teacher, repeat, and tick the correct sound.

	/ɹ/	/l/
1. <u>pl</u> ural		
2. ta <u>b</u> le		
3. <u>F</u> riday		
4. <u>r</u> ice		
5. <u>d</u> rink		
6. <u>l</u> isten		

Page 27

1. plural

2. table

3. Friday

4. rice

5. drink

6. listen

Basic Single-slot Substitution Drill

Listen to the teacher and repeat the sentences.

Page 28

1. I am eating breakfast.
2. I am eating lunch.
3. He is eating lunch.
4. He is eating supper.
5. She is eating supper.
6. She is eating dinner.
7. She is eating eggs.

Basic Single-slot Substitution Drill

Listen to the teacher and repeat the sentences.

Page 29

1. It is sweet tea.
2. It is sweet coffee.
3. It is black coffee.
4. It is a black dress.
5. It is a blue dress.

Intermediate Single-slot Substitution Drill

Listen to the teacher and follow the instructions.

Page 30

1. We drink coffee in the morning. Repeat.
2. We drink coffee in the morning. Change: tea.
3. We drink tea in the morning. Change: afternoon.
4. We drink tea in the afternoon. Change: they.
5. They drink tea in the afternoon. Change: like.
6. They like tea in the afternoon. Change: you.
7. You like tea in the afternoon. Change: rice.
8. You like rice in the afternoon. Change: eat.
9. You eat rice in the afternoon. Change: eggs.
10. You eat eggs in the afternoon. Change: bread.

Basic Sentence Expansion Drill

Listen to the teacher and repeat the sentences.

Page 31

1. I am eating.
2. I am eating and drinking.
3. I am eating eggs and drinking.
4. I am eating eggs and drinking coffee.
5. I am eating two eggs and drinking coffee.

Intermediate Sentence Expansion Drill

Listen to the teacher and follow the instructions.

Page 32

1. She is drinking. Repeat.
2. She is drinking. Add: tea.
3. She is drinking tea. Add: sweet.
4. She is drinking sweet tea. Add: breakfast.

Intermediate Single-slot Substitution Drill

Listen to the teacher and follow the instructions.

Page 33

1. They are eating an egg now. Repeat.
2. They are eating an egg now. Change: he.
3. He is eating an egg now. Change: eggs.
4. He is eating eggs now. Change: we.
5. We are eating eggs now. Change: I.

Mixed Drill

Listen to the teacher and follow the instructions.

Page 34

1. You drink tea in the afternoon. Repeat.
2. You drink tea in the afternoon. Change: I.
3. I drink tea in the afternoon. Change: like.
4. I like tea in the afternoon. Change: morning.
5. I like tea in the morning. Change: they.
6. They like tea in the morning. Change: rice.
7. They like rice in the morning. Change: eat.
8. They eat rice in the morning. Change: we.
9. We eat rice in the morning. Add: eggs.
10. We eat rice and eggs in the morning. Add: two.

VOCABULARY

Listen and repeat the words and sentences.

Page 35

Please refer to the definition file.



Talking About What People Have 1

Existential 'have'

Page 37

One of the uses of the verb 'have' is to express possession of objects and things. Sometimes, a person possesses something.

Examples: Bob has a cat.

The two boys have a fish.

Sometimes, an object possesses another object.

Examples: The house has a door.

A year has four seasons.

This house has six rooms.

Repetition Drill

Listen to the teacher and repeat the sentences.

Page 38

1. Cats, dogs, horses, and fish are animals.
2. He has a pet.
3. He has a cat.
4. He has a lovely cat.
5. She has a dog.
6. She has a big dog.
7. They have a fish.
8. They have a small fish.
9. We have the same pets; a cat and a dog.
10. I have a cute cat.

Basic Single-slot Substitution Drill

Listen to the teacher and repeat the sentences.

Page 39

1. She has a lovely pet.
2. She has a lovely cat.
3. She has a small cat.
4. She has a small fish.
5. He has a small fish.
6. He has a cute fish.
7. He has a big fish.
8. John has a big fish.
9. Mary has a big fish.

Intermediate Single-slot Substitution Drill

Listen to the teacher and follow the instructions.

Page 40

1. He likes a cute, white dog. Repeat.
2. He likes a cute, white dog. Change: has.
3. He has a cute, white dog. Change: cat.
4. He has a cute, white cat. Change: she.
5. She has a cute, white cat. Change: brown.
6. She has a cute, brown cat. Change: horse.
7. She has a cute, brown horse. Change: it.
8. It has a cute, brown horse. Change: big.
9. It has a big, brown horse. Change: black.
10. It has a big, black horse. Change: animal.

Repetition Drill

Listen to the teacher and repeat the sentences.

Page 41

1. I have a lovely dress.
2. I have a lovely cat.
3. I have two fish.
4. You have a small blouse.
5. You have a cute dog.
6. We have food.
7. We have a big dog.
8. They have cats and dogs.
9. They have milk and eggs in the bag.
10. Cats like sleeping.

Intermediate Single-slot Substitution Drill

Listen to the teacher and follow the instructions.

Page 42

1. I have five brown cats. Repeat.
2. I have five brown cats. Change: white.
3. I have five white cats. Change: dogs.
4. I have five white dogs. Change: you.
5. You have five white dogs. Change: no.
6. You have no white dogs. Change: they.
7. They have no white dogs. Change: socks.
8. They have no white socks. Change: blue.
9. They have no blue socks. Change: we.
10. We have no blue socks. Change: pens.

Basic Sentence Expansion Drill

Listen to the teacher and repeat the sentences.

Page 43

1. They have cats.
2. They have five cats.
3. They have five lovely cats.
4. They have five lovely cats and dogs.
5. They have five lovely cats and two dogs.
6. They have five lovely cats and two small dogs.

Intermediate Sentence Expansion Drill

Listen to the teacher and follow the instructions.

Page 44

1. She has a skirt. Repeat.
2. She has a skirt. Add: gray.
3. She has a gray skirt. Add: a blouse.
4. She has a gray skirt and a blouse. Add: yellow.

Intermediate Sentence Expansion Drill

Listen to the teacher and follow the instructions.

Page 45

1. I have that blouse. Repeat.
2. I have that blouse. Add: black.
3. I have that black blouse. Add: same.
4. I have that same black blouse. Add: don't.

Inflection Drill

Listen to the teacher and follow the instructions.

Page 46

1. She likes a white dog. Add: two.
2. She has a green dress. Change: we.
3. The dogs are sleeping. Change: dog.
4. We have a big cat. Change: cats.
5. She sleeps early. Change: you.

- | | |
|-----------------------|-------------------------------|
| 1. This is a blouse. | 9. These are pants. |
| 2. This is a shirt. | 10. These are shoes. |
| 3. This is a skirt. | 11. These are boots. |
| 4. This is a dress. | 12. These are socks. |
| 5. This is a uniform. | 13. These are clothes. |
| 6. This is a shoe. | 14. We wear clothes. |
| 7. This is a boot. | 15. We are wearing clothes. |
| 8. This is a sock. | 16. They are wearing clothes. |

- 1. These are white clothes.**
- 2. These are white uniforms.**
- 3. These are white pants.**
- 4. These are gray pants.**
- 5. These are gray blouses.**

- 1. I am eating.**
- 2. I like food.**
- 3. They eat eggs and rice.**
- 4. You eat an egg and rice in the morning.**
- 5. You drink tea in the morning.**
- 6. He drinks coffee in the morning.**
- 7. He likes sweet coffee.**

- 8. She eats eggs and rice for lunch.**
- 9. She likes eggs and tea for dinner.**
- 10. We like tea for breakfast.**
- 11. We eat breakfast in the morning.**
- 12. We eat dinner at night.**
- 13. We eat supper at night.**

Intermediate Single-slot Substitution Drill

Listen to the teacher and follow the instructions.

Page 51

1. She wears a pink blouse. Repeat.
2. She wears a pink blouse. Change: skirt.
3. She wears a pink skirt. Change: black.
4. She wears a black skirt. Change: shoes.
5. She wears black shoes. Change: dress.
6. She wears a black dress. Change: red.
7. She wears a red dress. Change: this.

Pronunciation Repetition Drill

Listen to the teacher and repeat the words.

Page 52

1. blouse

2. clothes

3. like

4. lunch

5. fall

Mixed Drill

Listen to the teacher and follow the instructions.

Page 53

1. He wears this. Repeat.
2. He wears this. Change: shirt.
3. He wears a shirt. Add: green.
4. He wears a green shirt. Change: she.
5. She wears a green shirt. Add: skirt.
6. She wears a green shirt and a skirt. Change: owns.
7. She owns a green shirt and a skirt. Add: black.
8. She owns a green shirt and a black skirt. Change: like.
9. She likes a green shirt and a black skirt. Change: blouse.
10. She likes a green blouse and a black skirt. Change: those.

Sound (Phoneme) Identification Drill

Listen to the teacher, repeat, and tick the correct sound.

	/ɹ/	/l/
1. <u>p</u> lural		
2. <u>t</u> able		
3. <u>F</u> riday		
4. <u>r</u> ice		
5. <u>d</u> rink		
6. <u>l</u> isten		

Page 54

1. plural

2. table

3. Friday

4. rice

5. drink

6. listen

Intermediate Sentence Expansion Drill

Listen to the teacher and follow the instructions.

Page 55

1. She is drinking. Repeat.
2. She is drinking. Add: tea.
3. She is drinking tea. Add: sweet.
4. She is drinking sweet tea. Add: breakfast.

Intermediate Single-slot Substitution Drill

Listen to the teacher and follow the instructions.

Page 56

1. They are eating an egg now. Repeat.
2. They are eating an egg now. Change: he.
3. He is eating an egg now. Change: eggs.
4. He is eating eggs now. Change: we.
5. We are eating eggs now. Change: I.

Mixed Drill

Listen to the teacher and follow the instructions.

Page 57

1. You drink tea in the afternoon. Repeat.
2. You drink tea in the afternoon. Change: I.
3. I drink tea in the afternoon. Change: like.
4. I like tea in the afternoon. Change: morning.
5. I like tea in the morning. Change: they.
6. They like tea in the morning. Change: rice.
7. They like rice in the morning. Change: eat.
8. They eat rice in the morning. Change: we.
9. We eat rice in the morning. Add: and eggs.
10. We eat rice and eggs in the morning. Add: two.

Repetition Drill

Listen to the teacher and repeat the sentences.

Page 58

1. I have a lovely dress.
2. I have a lovely cat.
3. I have two fish.
4. You have a small blouse.
5. You have a cute dog.
6. We have food.
7. We have a big dog.
8. They have cats and dogs.
9. They have milk and eggs in the bag.
10. Cats like sleeping.

Intermediate Single-slot Substitution Drill

Listen to the teacher and follow the instructions.

Page 59

1. I have five brown cats. Repeat.
2. I have five brown cats. Change: white.
3. I have five white cats. Change: dogs.
4. I have five white dogs. Change: you.
5. You have five white dogs. Change: no.
6. You have no white dogs. Change: they.
7. They have no white dogs. Change: socks.
8. They have no white socks. Change: blue.
9. They have no blue socks. Change: we.
10. We have no blue socks. Change: pens.

Pronunciation Repetition Drill

Listen to the teacher and repeat the words.

Page 60

1. write
2. red
3. brown
4. green
5. Friday
6. break
7. mirror
8. dress

Inflection Drill

Listen to the teacher and follow the instructions.

Page 61

1. She likes a white dog. Add: two.
2. She has a green dress. Change: we.
3. The dogs are sleeping. Change: dog.
4. We have a big cat. Change: cats.
5. She sleeps early. Change: you.

Writing Exercise

Listen and type the sentences in the chat box.

Page 62

1. She wears a black skirt.
2. We wear these white socks and black shoes.
3. You eat eggs in the evening.
4. They like tea in the morning.
5. Cats, dogs, horses, and fish are animals.
6. They have milk and eggs in the bag.

VOCABULARY

Listen and repeat the words and sentences.

Page **63**

Please refer to the definition file.





/ɑ:/

Page 65

The tongue is held low and at the back of the mouth.

The mouth is more open for this vowel than for most others.

The jaw drops slightly.

This vowel is usually long.

Repetition Drill

Listen to the teacher and repeat the sentences.

Page **66**

1. I am the teacher.
2. You are a student.
3. The teacher is writing on the board.
4. He has a class early in the morning.
5. I like the English subject.
6. I read English books.

Repetition Drill

Listen to the teacher and repeat the sentences.

Page **67**

7. They study English.
8. You teach the English subject.
9. Jack and Lee write using a pen or a pencil.
10. We have an English test.
11. I learn English.
12. Math tests are difficult.

Pronunciation Repetition Drill

Listen to the teacher and repeat the words.

Page 68

1. sock
2. coffee
3. watch
4. box
5. knock

Sound (Phoneme) Identification Drill

Listen to the teacher, repeat, and tick the correct sound.

	/ɑ:/	/æ/
1. b <u>a</u> g		
2. b <u>o</u> x		
3. <u>A</u> ugust		
4. l <u>a</u> st		
5. c <u>o</u> ffee		

	/ɑ:/	/æ/
6. c <u>a</u> t		
7. n <u>o</u> t		
8. p <u>a</u> nts		
9. cl <u>a</u> ss		
10. s <u>o</u> ck		

Page 69

1. bag
2. box
3. August
4. last
5. coffee
6. cat
7. not
8. pants
9. class
10. sock

Basic Single-slot Substitution Drill

Listen to the teacher and repeat the sentences.

Page 70

1. You like the math subject.
2. You like the English subject.
3. We like the English subject.
4. We teach the English subject.
5. We study the English subject.
6. They study the English subject.

Intermediate Single-slot Substitution Drill

Listen to the teacher and follow the instructions.

Page 71

1. She reads English books. Repeat.
2. She reads English books. Change: likes.
3. She likes English books. Change: newspapers.
4. She likes English newspapers. Change: news.
5. She likes English news. Change: writes.

Intermediate Single-slot Substitution Drill

Listen to the teacher and follow the instructions.

Page 72

1. The teacher teaches the students. Repeat.
2. The teacher teaches the students. Change: She.
3. She teaches the students. Change: subject.
4. She teaches the subject. Change: studies.
5. She studies the subject. Change: likes.
6. She likes the subject. Change: class.
7. She likes the class. Change: he.

Inflection Drill

Listen to the teacher and follow the instructions.

Page 73

1. She learns that from the teacher. Change: they.
2. The teacher is writing on the board. Add: students.
3. I have an English class in the evening. Change: she.
4. The book is in my bag. Add: pens.
5. We use pencils for the test. Change: he.
6. The English test is difficult. Add: math.
7. She is learning English conversation. Change: we.

Mixed Drill

Listen to the teacher and follow the instructions.

Page 74


1. I have a class. Repeat.
2. I have a class. Add: in the evening.
3. I have a class in the evening. Add: English.
4. I have an English class in the evening. Change: test.
5. I have an English test in the evening. Change: morning.

VOCABULARY

Listen and repeat the words and sentences.

Page 75

Please refer to the definition file.



Talking About Things 5 - Object Pronouns

First person singular	me
Second person singular	you
Third person male singular	him
Third person female singular	her
Third person neutral singular	it
First person plural	us
Second person plural	you
Third person male, female, neutral plural	them

Page 77

Pronouns are words that can replace nouns. A pronoun refers to or means the same thing as the noun it replaces. Object pronouns can replace nouns that are in the object position.

Here are some examples of their use:

Jane likes me.

She gave you a book. This is John. Mike
loves him.

This is a black bag. Gary gives it to Paul.

This is John and Mary. We love them.

Repetition Drill

Listen to the teacher and repeat the sentences.

Page 78

1. She called me on the phone.
2. We love them!
3. His meal is rice and meat.
4. She is eating her meal.
5. We want them happy.
6. She is asking us.
7. I have her pen.

Repetition Drill

Listen to the teacher and repeat the sentences.

Page **79**

- 8. They hate him.
- 9. He loves you.
- 10. We are laughing.
- 11. He cries.
- 12. He feels happy.
- 13. She feels fine.

Basic Single-slot Substitution Drill

Listen to the teacher and repeat the sentences.

Page 80

1. She feels happy today.
2. She is happy today.
3. He is happy today.
4. He is sad today.
5. He is fine today.

Intermediate Single-slot Substitution Drill

Listen to the teacher and follow the instructions.

Page 81

1. She is calling me. Repeat.
2. She is calling me. Change: he.
3. He is calling me. Change: us.
4. He is calling us: Change: teaching.
5. He is teaching us. Change: them.
6. He is teaching them. Change: her.
7. He is teaching her. Change: asking.

Intermediate Single-slot Substitution Drill

Listen to the teacher and follow the instructions.

Page 82

1. She is laughing. Repeat.
2. She is laughing. Change: he.
3. He is laughing. Change: eating.
4. He is eating. Change: crying.
5. He is crying. Change: Mary.
6. Mary is crying. Change: happy.
7. Mary is happy. Change: fine.
8. Mary is fine. Change: feels.
9. Mary feels fine. Change: sad.
10. Mary feels sad: Change: it.

Mixed Drill

Listen to the teacher and follow the instructions.

Page 83

1. You like her. Repeat.
2. You like her. Change: coffee.
3. You like coffee. Change: they.
4. They like coffee. Change: love.
5. They love coffee. Change: us.
6. They love us. Change: cats.
7. They love cats. Change: have.
8. They have cats. Add: four.
9. They have four cats. Change: students.
10. They have four students. Add: happy.

Inflection Drill

Listen to the teacher and follow the instructions.

Page 84

1. I want them happy. Change: he.
2. She likes the meat. Change: they.
3. She is eating his meal. Change: we.
4. The students study that. Change: she.
5. Meat is her lunch. Add: eggs.

VOCABULARY

Listen and repeat the words and sentences.

Page 85

Please refer to the definition file.

Asking Simple Questions – ‘do’ Questions

Page 86

The words ‘do and ‘does’ can be used for questions asking for a “yes” or “no” answer. This is the structure:

Do + subject + main verb + ...?

For example:

Do you like coffee? Yes, I like coffee./ No, I don’t like coffee.

Does John like the lesson? Yes, John likes the lesson./ No, John doesn’t like the lesson.

Do they drink milk? Yes, they drink milk./ No, they don’t drink milk.



/ɔ:/

Page 87

The tongue is held low and at the back of the mouth.

The lips are rounded.

This vowel is usually long.

Repetition Drill

Listen to the teacher and repeat the sentences.

Page 88

1. Does she like swimming?
2. Does he love reading books?
3. Do you want to dance?
4. Do they dance?
5. Do they exercise in the morning?
6. Does she keep stamps?
7. Do they sing?
8. Do we love that game?
9. Do you like the music?
10. Does he love the song?
11. Does she love shopping?

Pronunciation Repetition Drill

Listen to the teacher and repeat the words.

Page 89

1. wallet
2. dog
3. horse
4. small
5. call
6. walk
7. board

Sound (Phoneme) Identification Drill

Listen to the teacher, repeat, and tick the correct sound.

	/ɔ:/	/ɑ:/
1. s <u>o</u> ck		
2. c <u>a</u> ll		
3. c <u>o</u> ffee		
4. k <u>o</u> ck		
5. w <u>a</u> llet		

	/ɔ:/	/ɑ:/
6. b <u>o</u> x		
7. sm <u>a</u> ll		
8. d <u>o</u> g		
9. w <u>a</u> ch		
10. b <u>o</u> ard		

Page 90

1. sock
2. call
3. coffee
4. knock
5. wallet
6. box
7. small
8. dog
9. watch
10. board

Basic Single-slot Substitution Drill

Listen to the teacher and repeat the sentences.

Page 91

1. Do you like reading?
2. Do you like dancing?
3. Do you like swimming?
4. Do they like swimming?
5. Do they love swimming?
6. Do they love shopping?
7. Do they want to go shopping?
8. Do they want food?
9. Do they want coffee?
10. Do they drink coffee?

Intermediate Single-slot Substitution Drill

Listen to the teacher and follow the instructions.

Page 92

1. Does she have a pen? Repeat.
2. Does she have a pen? Change: dog.
3. Does she have a dog? Change: watch.
4. Does she have a watch? Change: he.
5. Does he have a watch? Change: class.
6. Does he have a class? Change: test.
7. Does he have a test? Change: cat.

Intermediate Single-slot Substitution Drill

Listen to the teacher and follow the instructions.

Page 93

1. Do you like swimming? Repeat.
2. Do you like swimming? Change: reading.
3. Do you like reading? Change: love.
4. Do you love reading? Change: shopping.
5. Do you love shopping? Change: they.
6. Do they love shopping? Change: games.
7. Do they love games? Change: I.
8. Do I love games? Change: her.
9. Do I love her? Change: we.
10. Do we love her? Change: fish.

Inflection Drill

Listen to the teacher and follow the instructions.

Page 94

1. Do you dance? Change: he.
2. Does she keep the money? Change: they.
3. Do they like the song? Change: he.
4. Does he love the music? Change: they.
5. Do they exercise? Change: she.
6. Do you sing? Change: he.

- 1. I am the teacher**
- 2. You are a student.**
- 3. The teacher is writing on the board.**
- 4. He has a class early in the morning.**
- 5. I like the English subject.**
- 6. I read English books.**

- 7. I study English.**
- 8. You teach the English subject.**
- 9. I write using a pen or a pencil.**
- 10. We have an English test.**
- 11. I learn English.**
- 12. Math tests are difficult.**

- 1. You like the math subject.**
- 2. You like the English subject.**
- 3. We like the English subject.**
- 4. We teach the English subject.**
- 5. We study the English subject.**
- 6. They study the English subject.**

- 1. She called me on the phone.**
- 2. We love them!**
- 3. His meal is rice and meat.**
- 4. She is eating her meal.**
- 5. We want them happy.**
- 6. She is asking us.**
- 7. I have her pen.**

- 8. They hate him.**
- 9. He loves you.**
- 10. We are laughing.**
- 11. He cries.**
- 12. He feels happy.**
- 13. She feels fine.**

Repetition Drill

Listen to the teacher and repeat the sentences.

Page **100**

1. Does she like swimming?
2. Does he love reading books?
4. Do you want to dance?
5. Do they dance?
6. Do they exercise in the morning?

Repetition Drill

Listen to the teacher and repeat the sentences.

Page **101**

7. Does she keep stamps?
8. Do they sing?
9. Do we love that game?
10. Do you like the music?
11. Does he love the song?
12. Does she love shopping?

Sound (Phoneme) Identification Drill

Listen to the teacher, repeat, and tick the correct sound.

	/ɑ/	/æ/
1. <u>b</u> ag		
2. <u>b</u> ox		
3. <u>A</u> ugust		
4. <u>l</u> ast		
5. <u>c</u> offee		

	/ɑ/	/æ/
6. <u>c</u> at		
7. <u>n</u> ot		
8. <u>p</u> ants		
9. <u>c</u> lass		
10. <u>s</u> ock		

Page 102

1. bag
2. box
3. August
4. last
5. coffee
6. cat
7. not
8. pants
9. class
10. sock

Intermediate Single-slot Substitution Drill

Listen to the teacher and follow the instructions.

Page 103

1. She reads English books. Repeat.
2. She reads English books. Change: likes.
3. She likes English books. Change: newspapers.
4. She likes English newspapers. Change: news.
5. She likes English news. Change: writes.

Inflection Drill

Listen to the teacher and follow the instructions.

Page 104

1. She learns that from the teacher. Change: they.
2. The teacher is writing on the board. Add: students.
3. I have an English class in the evening. Change: she.
4. The book is in my bag. Add: pens.
5. We use pencils for the test. Change: he.
6. The English test is difficult. Add: math.
7. She is learning the English conversation. Change: we.

Pronunciation Repetition Drill

Listen to the teacher and repeat the words.

Page **105**

1. sock
2. coffee
3. watch
4. box
5. knock

Mixed Drill

Listen to the teacher and follow the instructions.

Page **106**

1. You like her. Repeat.
2. You like her. Change: coffee.
3. You like coffee. Change: they.
4. They like coffee. Change: love.
5. They love coffee. Change: us.
6. They love us. Change: cats.
7. They love cats. Change: have.
8. They have cats. Add: four.
9. They have four cats. Change: students.
10. They have four students. Add: happy.

Inflection Drill

Listen to the teacher and follow the instructions.

Page 107

1. I want them happy. Change: he.
2. She likes the meat. Change: they.
3. She is eating his meal. Change: we.
4. The students study that. Change: she.
5. Meat is her lunch. Add: egg.

Pronunciation Repetition Drill

Listen to the teacher and repeat the words.

Page **108**

1. wallet
2. dog
3. horse
4. small
5. call
6. walk
7. board

Sound (Phoneme) Identification Drill

Listen to the teacher, repeat, and tick the correct sound.

	/ɔ/	/ɑ/
1. s <u>o</u> ck		
2. c <u>a</u> ll		
3. c <u>o</u> ffee		
4. kn <u>o</u> ck		
5. w <u>a</u> llet		

	/ɔ/	/ɑ/
6. b <u>o</u> x		
7. sm <u>a</u> ll		
8. d <u>o</u> g		
9. w <u>a</u> ch		
10. b <u>o</u> ard		

Page 109

1. sock
2. call
3. coffee
4. knock
5. wallet
6. box
7. small
8. dog
9. watch
10. board

Intermediate Single-slot Substitution Drill

Listen to the teacher and follow the instructions.

Page **110**

1. Does she have a pen? Repeat.
2. Does she have a pen? Change: dog.
3. Does she have a dog? Change: watch.
4. Does she have a watch? Change: he.
5. Does he have a watch? Change: class.
6. Does he have a class? Change: test.
7. Does he have a test? Change: cat.

Inflection Drill

Listen to the teacher and follow the instructions.

Page **111**

1. Do you dance? Change: he.
2. Does she keep the money? Change: they.
3. Do they like the song? Change: he.
4. Does he love the music? Change: they
5. Do they exercise? Change: she.
6. Do you sing? Change: he.

Writing Exercise

Listen and type the sentences in the chat box.

Page **112**

1. Does she love shopping?
2. The teacher teaches the students.
3. The English test is difficult.
4. Mary is crying.
5. She is eating her meal.
6. Does he love reading books?

VOCABULARY

Listen and repeat the words and sentences.

Page **113**

Please refer to the definition file.







/ʌ/

Page 116

The tongue is held low and at the back of the mouth.

The lips are unrounded.

This vowel is short.

Repetition Drill

Listen to the teacher and repeat the sentences.

Page **117**

1. There are fish in the sea.
2. There is a boat on the sea.
3. The sea is wide.
4. I ride a bicycle.
5. He drives that car.
6. The road is wide.

Repetition Drill

Listen to the teacher and repeat the sentences.

Page **118**

7. There are cars on the road.
8. We rode the bicycles on the street.
9. The big ship is on the sea.
10. I ride a bus in the morning.
11. She is driving the car.
12. The road is long and wide.

Pronunciation Repetition Drill

Listen to the teacher and repeat the words.

Page **119**

1. money
2. summer
3. run
4. supper
5. lunch
6. subject
7. study
8. love
9. bus
10. cut

Sound (Phoneme) Identification Drill

Listen to the teacher, repeat, and tick the correct sound.

	/ʌ/	/ɔ/
1. c <u>o</u> ver		
2. b <u>o</u> ard		
3. <u>o</u> ne		
4. l <u>u</u> rch		
5. w <u>a</u> lk		
6. <u>o</u> r		

- 1. cover
- 2. board
- 3. one
- 4. lunch
- 5. walk
- 6. or

Basic Single-slot Substitution Drill

Listen to the teacher and repeat the sentences.

Page 121

1. There is a small boat on the sea.
2. There is a brown boat on the sea.
3. There is a big boat on the sea.
4. There is a big ship on the sea.
5. There is a green ship on the sea.

Basic Single-slot Substitution Drill

Listen to the teacher and repeat the sentences.

Page 122

1. I walk on this street in the morning.
2. We walk on this street in the morning.
3. We walk on this road in the morning.
4. We run on this road in the morning.
5. We drive on this road in the morning.

Intermediate Single-slot Substitution Drill

Listen to the teacher and follow the instructions.

Page 123

1. You are riding a bus. Repeat.
2. You are riding a bus. Change: ship.
3. You are riding a ship. Change: we.
4. We are riding a ship. Change: bicycle.
5. We are riding a bicycle. Change: they.
6. They are riding a bicycle. Change: she.
7. She is riding a bicycle. Change: I.

Intermediate Single-slot Substitution Drill

Listen to the teacher and follow the instructions.

Page 124

1. Do you have a ship? Repeat.
2. Do you have a ship? Change: ride.
3. Do you ride a ship? Change: boat.
4. Do you ride a boat? Change: own.
5. Do you own a boat? Change: car.

Inflection Drill

Listen to the teacher and follow the instructions.

Page 125

1. There is a ship on the sea. Add: two.
2. We are driving on this long road. Change: I.
3. They run on this street in the morning. Change: these.
4. She owns that ship. Add: three.
5. She likes swimming in the wide sea. Change: we.

Mixed Drill

Listen to the teacher and follow the instructions.

Page 126

1. I walk in the morning. Repeat.
2. I walk in the morning. Change: drive.
3. I drive in the morning. Add: a car.
4. I drive a car in the morning. Change: they.
5. They drive a car in the morning. Change: bus.
6. They drive a bus in the morning. Change: afternoon.
7. They drive a bus in the afternoon. Add: big.
8. They drive a big bus in the afternoon. Change: ride.
9. They ride a big bus in the afternoon. Change: small.
10. They ride a small bus in the afternoon. Change: morning.

Sound (Phoneme) Matching Drill

Identify which underlined letters are the same sound.

box

cat

pants

or

cover

wach

board

lunch

VOCABULARY

Listen and repeat the words and sentences.

Page **128**

Please refer to the definition file.





Talking About What People Don't Have

Negation of Existential 'have'

Page 131

One of the uses of the verb 'have' is to express possession of objects and things. We add the word 'not' to express negation.

1. When a person does not possess something, for example:

Bob does not have a cat.

The two boys do not have a fish.

2. When an object does not possess another object, for example,

The house doesn't have a door.

A year doesn't have seven seasons.

This house doesn't have six rooms.

Repetition Drill

Listen to the teacher and repeat the sentences.

Page 132

1. I don't have a good watch.
2. I don't have a better dress.
3. They don't have the best game.
4. She doesn't have a great day.
5. He doesn't have a short pencil.
6. They don't have a bad dog.
7. We don't have a large board.

Repetition Drill

Listen to the teacher and repeat the sentences.

Page 133

- 8. She doesn't have a long dress.
- 9. They don't have a huge box.
- 10. He doesn't have soft clothes.
- 11. We don't have a hard box.
- 12. They don't have a clear mirror.
- 13. The table is high.
- 14. My table is low.

Basic Single-slot Substitution Drill

Listen to the teacher and repeat the sentences.

Page 134

1. She doesn't have a huge cat.
2. She doesn't have a huge bag.
3. She doesn't have a big bag.
4. She doesn't have a big meal.
5. He doesn't have a big meal.
6. He doesn't have a large meal.
7. He doesn't have a large car.
8. He doesn't have a large shirt.
9. He doesn't have a small shirt.

Intermediate Single-slot Substitution Drill

Listen to the teacher and follow the instructions.

Page 135

1. I don't have a better car. Repeat.
2. I don't have a better car. Change: large.
3. I don't have a large car. Change: ship.
4. I don't have a large ship. Change: huge.
5. I don't have a huge ship. Change: you.
6. You don't have a huge ship. Change: bag.
7. You don't have a huge bag. Change: small.
8. You don't have a small bag. Change: ball.
9. You don't have a small ball. Change: soft.
10. You don't have a soft ball. Change: hard.

Basic Sentence Expansion Drill

Listen to the teacher and repeat the sentences.

Page 136

1. I have mirrors.
2. I have two mirrors.
3. I have two clear mirrors.
4. I do have two clear mirrors.
5. I do not have two clear mirrors.

Intermediate Sentence Expansion Drill

Listen to the teacher and follow the instructions.

Page 137

1. I have pens. Repeat.
2. I have pens. Add: two.
3. I have two pens. Add: long.
4. I have two long pens. Add: do.
5. I do have two long pens. Add: not.

Intermediate Sentence Expansion Drill

Listen to the teacher and follow the instructions.

Page **138**

1. I have pencils. Repeat.
2. I have pencils. Add: four.
3. I have four pencils. Add: short.
4. I have four short pencils. Add: do.
5. I do have four short pencils. Add: not.

Mixed Drill

Listen to the teacher and follow the instructions.

Page 139

1. I have a book. Repeat.
2. I have a book. Add: don't.
3. I don't have a book. Add: good.
4. I don't have a good book. Change: pen.
5. I don't have a good pen. Change: you.
6. You don't have a good pen. Change: dog.
7. You don't have a good dog. Change: brown.
8. You don't have a brown dog. Change: table.
9. You don't have a brown table. Change: high.
10. You don't have a high table. Change: short.

Inflection Drill

Listen to the teacher and follow the instructions.

Page 140

1. The dog has a black tail. Add: doesn't.
2. He doesn't have a bicycle. Change: they.
3. We don't have tea. Add: sweet.
4. She does have a blue dress. Add: not.
5. They don't have a computer. Change: five.

VOCABULARY

Listen and repeat the words and sentences.

Page **141**

Please refer to the definition file.



Repetition Drill

Listen to the teacher and repeat the sentences.

Page 143

1. Circle, square, rectangle, and triangle are shapes.
2. The table is a rectangle.
3. This box isn't round.
4. This circle is round.
5. They draw triangles on the paper.
6. You pick the ball.
7. She knows a good book.
8. He is making breakfast now.

Repetition Drill

Listen to the teacher and repeat the sentences.

Page 144

9. She is good at drawing.
10. She is drawing a circle.
11. The drawing is lovely.
12. We eat on the round table.
13. The drawing has shapes in it.
14. We pick a song.
15. The students know the subject.
16. He holds his pen in his left hand.

Basic Single-slot Substitution Drill

Listen to the teacher and repeat the sentences.

Page 145

1. This is a circle.
2. This is a square.
3. That is a square.
4. That is a rectangle.
5. That is a triangle.

Intermediate Single-slot Substitution Drill

Listen to the teacher and follow the instructions.

Page 146

1. I am drawing a circle on the board. Repeat.
2. I am drawing a circle on the board. Change: square.
3. I am drawing a square on the board. Change: making.
4. I am making a square on the board. Change: rectangle.
5. I am making a rectangle on the board. Change: paper.
6. I am making a rectangle on the paper. Change: triangle.

Intermediate Single-slot Substitution Drill

Listen to the teacher and follow the instructions.

Page 147

1. The drawing has shapes in it. Repeat.
2. The drawing has shapes in it. Change: animals.
3. The drawing has animals in it. Change: picture.
4. The picture has animals in it. Change: circles.
5. The picture has circles in it. Change: book.

Mixed Drill

Listen to the teacher and follow the instructions.

Page 148

1. She has a class. Repeat.
2. She has a class. Change: watch.
3. She has a watch. Add: round.
4. She has a round watch. Change: wears.
5. She wears a round watch. Change: owns.
6. She owns a round watch. Add: black.
7. She owns a round black watch. Change: square.
8. She owns a square black watch. Change: draws.
9. She draws a square black watch. Change: bag.
10. She draws a square black bag. Change: holds.

Mixed Drill

Listen to the teacher and follow the instructions.

Page 149

1. She draws animals. Repeat.
2. She draws animals. Change: shapes.
3. She draws shapes. Change: he.
4. He draws shapes. Change: triangles.
5. He draws triangles. Add: on the paper.
6. He draws triangles on the paper. Change: makes.
7. He makes triangles on the paper. Change: rectangles.
8. He makes rectangles on the paper. Add: three.

Inflection Drill

Listen to the teacher and follow the instructions.

Page 150

1. She picks a song. Add: is.
2. They don't have a car. Change: he.
3. The drawing is clear. Change: those.
4. She likes the square bag. Change: I.
5. They are picking the pieces of paper. Change: am.

- 1. There are fish in the sea.**
- 2. There is a boat on the sea.**
- 3. The sea is wide.**
- 4. I ride a bicycle.**
- 5. He rides that bicycle.**
- 6. The road is wide.**

- 7. There are cars on the road.**
- 8. We ride the bicycles on the street.**
- 9. The big ship is on the sea.**
- 10. I ride a bus in the morning.**
- 11. She is driving the car.**
- 12. The road is long and wide.**

1. I don't have a good watch.
2. I don't have a better dress.
3. They don't have the best game.
4. She doesn't have a great day.
5. He doesn't have a short pencil.
6. They don't have a bad dog.
7. We don't have a large board.

- 8. She doesn't have a long dress.**
- 9. They don't have a huge box.**
- 10. He doesn't have soft clothes.**
- 11. We don't have a hard box.**
- 12. They don't have a clear mirror.**
- 13. The table is high.**
- 14. My table is low.**

1. Circle, square, rectangle, and triangle are shapes.
2. The table is a rectangle.
3. This box isn't round.
4. This circle is round.
5. They draw triangles on the paper.
6. You pick the ball.
7. She knows a good book.
8. He is making breakfast now.

9. She is good at drawing.
10. She is drawing a circle.
11. The drawing is lovely.
12. We eat on the round table.
13. The drawing has shapes in it.
14. We pick a song.
15. The students know the subject.
16. He holds his pen in his left hand.

Sound (Phoneme) Identification Drill

Listen to the teacher, repeat, and tick the correct sound.

	/ʌ/	/ɔ/
1. c <u>o</u> ver		
2. f <u>a</u> ll		
3. <u>o</u> ne		
4. l <u>u</u> nch		
5. w <u>a</u> lk		
6. d <u>o</u> g		

Page 157

1. cover

2. fall

3. one

4. lunch

5. walk

6. dog

Intermediate Single-slot Substitution Drill

Listen to the teacher and follow the instructions.

Page **158**

1. Do you have a ship? Repeat.
2. Do you have a ship? Change: ride.
3. Do you ride a ship? Change: boat.
4. Do you ride a boat? Change: own.
5. Do you own a boat? Change: car.

Sound (Phoneme) Matching Drill

Identify which underlined letters are the same sound.

box

cat

pants

call

cover

wach

board

luch

Intermediate Single-slot Substitution Drill

Listen to the teacher and follow the instructions.

Page 160

1. I don't have a better car. Repeat.
2. I don't have a better car. Change: large.
3. I don't have a large car. Change: ship.
4. I don't have a large ship. Change: huge.
5. I don't have a huge ship. Change: you.
6. You don't have a huge ship. Change: bag.
7. You don't have a huge bag. Change: small.
8. You don't have a small bag. Change: ball.
9. You don't have a small ball. Change: soft.
10. You don't have a soft ball. Change: hard.

Intermediate Sentence Expansion Drill

Listen to the teacher and follow the instructions.

Page **161**

1. I have pens. Repeat.
2. I have pens. Add: two.
3. I have two pens. Add: long.
4. I have two long pens. Add: do.
5. I do have two long pens. Add: not.

Mixed Drill

Listen to the teacher and follow the instructions.

Page 162

1. I have a book. Repeat.
2. I have a book. Add: don't.
3. I don't have a book. Add: good.
4. I don't have a good book. Change: pen.
5. I don't have a good pen. Change: you.
6. You don't have a good pen. Change: dog.
7. You don't have a good dog. Change: brown.
8. You don't have a brown dog. Change: table.
9. You don't have a brown table. Change: high.
10. You don't have a high table. Change: short.

Inflection Drill

Listen to the teacher and follow the instructions.

Page 163

1. The dog has a black tail. Add: doesn't.
2. He doesn't have a bicycle. Change: they.
3. We don't have tea. Add: sweet.
4. She does have a blue dress. Add: not.
5. They don't have a computer. Change: five.

Intermediate Single-slot Substitution Drill

Listen to the teacher and follow the instructions.

Page 164

1. The drawing has shapes in it. Repeat.
2. The drawing has shapes in it. Change: animals.
3. The drawing has animals in it. Change: picture.
4. The picture has animals in it. Change: circles.
5. The picture has circles in it. Change: book.

Mixed Drill

Listen to the teacher and follow the instructions.

Page 165

1. She draws animals. Repeat.
2. She draws animals. Change: shapes.
3. She draws shapes. Change: he.
4. He draws shapes. Change: triangles.
5. He draws triangles. Add: on the paper.
6. He draws triangles on the paper. Change: makes.
7. He makes triangles on the paper. Change: rectangles.
8. He makes rectangles on the paper. Add: three.

Basic Single-slot Substitution Drill

Listen to the teacher and repeat the sentences.

Page 166

1. This is a circle.
2. This is a square.
3. That is a square.
4. That is a rectangle.
5. That is a triangle.

Pronunciation Repetition Drill

Listen to the teacher and repeat the words.

Page 167

1. money
2. summer
3. run
4. supper
5. lunch
6. subject
7. study
8. love
9. bus
10. cut

Writing Exercise

Listen and type the sentences in the chat box.

Page **168**

1. Do you have a ship?
2. I drive a car in the morning.
3. The table is high.
4. My table is low.
5. We pick a song.
6. She is good at drawing.

VOCABULARY

Listen and repeat the words and sentences.

Page **169**

Please refer to the definition file.

Talking About What There Isn't

Negation of Existential Statement

Page **170**

We saw that we use the following structure to say that something exists: "There is"

For example:

There is a book here.

There is a radio there.

To say that something does not exist, we use that structure with 'not'.

"There is not" for singular nouns and "There are not" for plural nouns.

These are often contracted to "There isn't" and "There aren't".



/u:/

Page 171

The tongue is high and at the back of the mouth.

The lips are rounded.

This vowel is usually long.

Repetition Drill

Listen to the teacher and repeat the sentences.

Page 172

1. There isn't a handy bag in the car.
2. There aren't new shoes in the house.
3. There isn't an old bicycle on the road.
4. There isn't dirty food on the table.
5. There isn't clean food.
6. There isn't a light purse on the table.
7. Coffee is common for breakfast.
8. There isn't a heavy box in the house.
9. There aren't dirty clothes in the house.

Repetition Drill

Listen to the teacher and repeat the sentences.

Page 173

10. We wash the dirty uniforms.
11. He isn't cleaning the car.
12. I let her drink the tea.
13. She lets me drive the car.
14. There isn't a common breakfast on the table.
15. Egg is a common meal for breakfast.
16. That box isn't light; it's heavy.
17. I watch a football game every Sunday.

Pronunciation Repetition Drill

Listen to the teacher and repeat the words.

Page 174

1. huge
2. do
3. two
4. shoe
5. food

Basic Single-slot Substitution Drill

Listen to the teacher and repeat the sentences.

Page 175

1. This book is handy.
2. This purse is handy.
3. This purse is new.
4. This watch is new.
5. This watch is old.
6. This car is old.
7. This car is dirty.
8. This shirt is dirty.
9. This shirt is clean.
10. This food is clean.
11. This food is common.

Intermediate Single-slot Substitution Drill

Listen to the teacher and follow the instructions.

Page 176

1. There isn't a light book in the bag. Repeat.
2. There isn't a light book in the bag. Change: small.
3. There isn't a small book in the bag. Change: pen.
4. There isn't a small pen in the bag. Change: handy.
5. There isn't a handy pen in the bag. Change: car.

Intermediate Single-slot Substitution Drill

Listen to the teacher and follow the instructions.

Page 177

1. He is holding a new cellphone. Repeat.
2. He is holding a new cellphone. Change: bag.
3. He is holding a new bag. Change: heavy.
4. He is holding a heavy bag. Change: dirty.
5. He is holding a dirty bag. Change: carrying.
6. He is carrying a dirty bag. Change: uniform.

Intermediate Single-slot Substitution Drill

Listen to the teacher and follow the instructions.

Page 178

7. He is carrying a dirty uniform. Change: wearing.
8. He is wearing a dirty uniform. Change: shirt.
9. He is wearing a dirty shirt. Change: washing.
10. He is washing a dirty shirt. Change: keeping.
11. He is keeping a dirty shirt. Change: cleaning.
12. He is cleaning a dirty shirt. Change: isn't.
13. He isn't cleaning a dirty shirt. Change: board.

Basic Sentence Expansion Drill

Listen to the teacher and repeat the sentences.

Page 179

1. They wear pants.
2. They wear clean pants.
3. They wear clean pants every day.
4. They wear clean pants and shirts every day.
5. They don't wear clean pants and shirts every day.

Intermediate Sentence Expansion Drill

Listen to the teacher and follow the instructions.

Page 180

1. They are watching. Repeat.
2. They are watching. Add: the game.
3. They are watching the game. Add: not.
4. They are not watching the game. Add: now.
5. They are not watching the game now. Add: big.

Inflection Drill

Listen to the teacher and follow the instructions.

Page 181

1. There isn't a new student in the class. Change: aren't.
2. She carries a light bag. Change: they.
3. We let them laugh. Change: he.
4. They love handy bags. Change: she.
5. That game is common. Change: are.
6. There isn't a new student in the class. Change: old.
7. There isn't a big dog in the house. Change: dogs.
8. There isn't a brown bicycle in the street. Change: old.
9. There is a car. Add: four.
10. There isn't a clean piece of paper on the table. Change: aren't.

Mixed Drill

Listen to the teacher and follow the instructions.

Page 182


1. The sea is clear. Repeat.
2. The sea is clear. Change: clean.
3. The sea is clean. Change: road.
4. The road is clean. Change: dog.
5. The dog is clean. Add: now.
6. The dog is clean now. Change: heavy.
7. The dog is heavy now. Add: white.
8. The white dog is heavy now. Change: purse.
9. The white purse is heavy now. Change: round.
10. The round purse is heavy now. Change: light.

VOCABULARY

Listen and repeat the words and sentences.

Page **183**

Please refer to the definition file.



Repetition Drill

Listen to the teacher and repeat the sentences.

Page 185

1. This shirt is cheap.
2. This shirt isn't expensive.
3. That car is expensive.
4. The students are waiting for their teacher.
5. I like a different color of blouse.
6. It is difficult to reach the light.

Repetition Drill

Listen to the teacher and repeat the sentences.

Page 186

7. I drive it first.
8. He eats the food next.
9. She is the last student in the class.
10. Shopping is great!
11. This table has four sides.
12. She is standing.

Basic Single-slot Substitution Drill

Listen to the teacher and repeat the sentences.

Page 187

1. This dress is expensive.
2. This bicycle is expensive.
3. This cellphone is expensive.
4. This cellphone is cheap.
5. This pen is cheap.
6. This pen is different.
7. This tea is different.
8. This tea is great.

Intermediate Single-slot Substitution Drill

Listen to the teacher and follow the instructions.

Page 188

1. She is standing there. Repeat.
2. She is standing there. Change: he.
3. He is standing there. Change: waiting.
4. He is waiting there. Change: sleeping.
5. He is sleeping there. Change: watching.
6. He is watching there. Change: that.
7. He is watching that. Change: reading.
8. He is reading that. Change: listening to.

Repetition Drill

Listen to the teacher and repeat the sentences.

Page **189**

1. First, the students listen.
2. Next, they repeat the words and sentences.
3. Last, they add and change words in the sentences.

Repetition Drill

Listen to the teacher and repeat the sentences.

Page 190

1. The letter A is the first letter of the alphabet.
2. The letter B is next to the letter A.
3. The letter Z is the last letter.

Basic Sentence Expansion Drill

Listen to the teacher and repeat the sentences.

Page 191

1. I study English.
2. I study English first.
3. I study the English subject first.
4. I don't study the English subject first.

Intermediate Sentence Expansion Drill

Listen to the teacher and follow the instructions.

Page 192

1. They read different books. Repeat.
2. They read different books. Change: like.
3. They like different books. Change: we.
4. We like different books. Change: cheap.
5. We like cheap books. Change: shoes.
6. We like cheap shoes. Change: buy.

Intermediate Sentence Expansion Drill

Listen to the teacher and follow the instructions.

Page 193

7. We buy cheap shoes. Change: expensive.
8. We buy expensive shoes. Change: want.
9. We want expensive shoes. Change: love.
10. We love expensive shoes. Change: clothes.
11. We love expensive clothes. Change: wear.
12. We wear expensive clothes. Change: dirty.
13. We wear dirty clothes. Change: hate.

Inflection Drill

Listen to the teacher and follow the instructions.

Page 194

1. She sends them a message. Change: is.
2. They send her money. Change: am.
3. He is standing there. Change: they.
4. They stand there in the morning. Change: she.
5. The teacher is great! Change: teachers.

Basic Single-slot Substitution Drill

Listen to the teacher and repeat the sentences.

Page 195

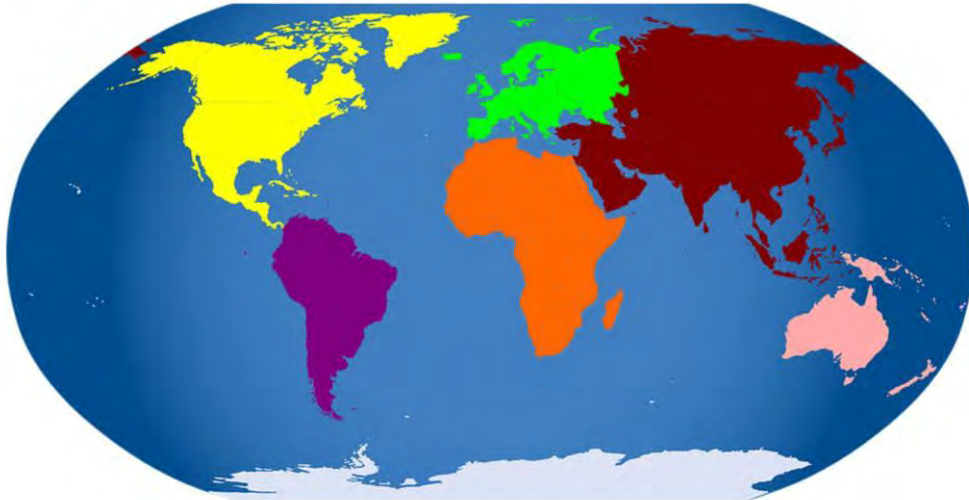
1. This table has four sides.
2. This book has four sides.
3. This board has four sides.
4. This mirror has four sides.
5. This box has four sides.
6. This box has four colors.

VOCABULARY

Listen and repeat the words and sentences.

Page **196**

Please refer to the definition file.







/ʊ/

Page 199

The tongue is fairly high and near the back of the mouth.

The lips are rounded.

The mouth, tongue and cheeks are quite relaxed.

This vowel is short.

Repetition Drill

Listen to the teacher and repeat the sentences.

Page 200

1. I live in the Philippines.
2. I live in Japan.
3. She lives in Brazil.
4. Do you live in China?
5. Do you like South Korea?
6. They are going to Brazil.
7. Japan and China have good teas.
8. I study English in America.
9. I am studying English in the Philippines.
10. I go to different countries.

Pronunciation Repetition Drill

Listen to the teacher and repeat the words.

Page **201**

1. pull
2. book
3. push
4. good
5. Europe

Sound (Phoneme) Identification Drill

Listen to the teacher, repeat, and tick the correct sound.

	/ʊ/	/u:/
1. y <u>ou</u>		
2. p <u>u</u> ll		
3. <u>E</u> urope		
4. f <u>oo</u> d		
5. p <u>u</u> sh		

	/ʊ/	/u:/
6. d <u>o</u>		
7. g <u>oo</u> d		
8. sh <u>oe</u>		
9. h <u>u</u> ge		
10. b <u>oo</u> k		

Page 202

1. you
2. pull
3. Europe
4. food
5. push
6. do
7. good
8. shoe
9. huge
10. book

Basic Single-slot Substitution Drill

Listen to the teacher and repeat the sentences.

Page 203

1. I live in Japan.
2. I live in the Philippines.
3. You live in Brazil.
4. You live in Vietnam.
5. We live in Vietnam.
6. We live in China.
7. They live in China.
8. They live in South Korea.
9. They live in Russia.
10. They live in the Philippines.

Intermediate Single-slot Substitution Drill

Listen to the teacher and follow the instructions.

Page 204

1. I study in America. Repeat.
2. I study in America. Change: Philippines.
3. I study in the Philippines. Change: sing.
4. I sing in the Philippines. Change: Japan.
5. I sing in Japan. Change: they.
6. They sing in Japan. Change: teach.
7. They teach in Japan. Change: China.
8. They teach in China. Change: Brazil.

Basic Sentence Expansion Drill

Listen to the teacher and repeat the sentences.

Page 205

1. I love the food.
2. I love the food in Japan.
3. I love the sweet food in Japan.
4. I love the sweet food and tea in Japan.
5. I love the sweet food and tea in Japan and China.

Mixed Drill

Listen to the teacher and follow the instructions.

Page 206

1. Tea is good. Repeat.
2. Tea is good. Add: in China.
3. Tea is good in China. Change: Japan.
4. Tea is good in Japan. Change: food.
5. Food is good in Japan. Change: Philippines.

Inflection Drill

Listen to the teacher and follow the instructions.

Page 207

1. This country is large. Change: those.
2. Russia is in Europe. Add: England.
3. I like Russia. Change: she.
4. Taiwan is in Asia. Add: the Philippines.

1. There isn't a handy bag in the car.
2. There aren't new shoes in the house.
3. There isn't an old bicycle on the road.
4. There isn't dirty food on the table.
5. There isn't clean food.
6. There isn't a light purse on the table.
7. Coffee is common for breakfast.
8. There isn't a heavy box in the house.
9. There aren't dirty clothes in the house.

10. We wash the dirty uniforms.
11. He isn't cleaning the car.
12. I let her drink the tea.
13. She lets me drive the car.
14. There isn't a common breakfast on the table.
15. Egg is a common meal for breakfast.
16. That box isn't light; it's heavy.
17. I watch a football game every Sunday.

- | | |
|-------------------------|--------------------------|
| 1. This book is handy. | 7. This car is dirty. |
| 2. This purse is handy. | 8. This shirt is dirty. |
| 3. This purse is new. | 9. This shirt is clean. |
| 4. This watch is new. | 10. This food is clean. |
| 5. This watch is old. | 11. This food is common. |
| 6. This car is old. | |

- 1. This shirt is cheap.**
- 2. This shirt isn't expensive.**
- 3. That car is expensive.**
- 4. The students are waiting for their teacher.**
- 5. I like a different color of blouse.**
- 6. It is difficult to reach the light.**

- 7. I drive it first.**
- 8. He eats the food next.**
- 9. She is the last student in the class.**
- 10. Shopping is great!**
- 11. This table has four sides.**
- 12. She is standing.**

Repetition Drill

Listen to the teacher and repeat the sentences.

Page **213**

1. I live in the Philippines.
2. I live in Japan.
3. She lives in Brazil.
4. Do you live in China?
5. Do you like South Korea?
6. They are going to Brazil.
7. Japan and China have good teas.
8. I study English in America.
9. I am studying English in the Philippines.
10. I go to different countries.

Inflection Drill

Listen to the teacher and follow the instructions.

Page **214**

1. There isn't a new student in the class. Change: aren't.
2. She carries a light bag. Change: they.
3. We let them laugh. Change: he.
4. They love handy bags. Change: she.
5. That game is common. Change: are.
6. There isn't a new student in the class. Change: old.
7. There isn't a big dog in the house. Change: dogs.
8. There isn't a brown bicycle in the street. Change: old.
9. There is a car. Add: four.
10. There isn't a clean piece of paper on the table. Change: aren't.

Mixed Drill

Listen to the teacher and follow the instructions.

Page 215

1. The sea is clear. Repeat.
2. The sea is clear. Change: clean.
3. The sea is clean. Change: road.
4. The road is clean. Change: dog.
5. The dog is clean. Add: now.
6. The dog is clean now. Change: heavy.
7. The dog is heavy now. Add: white.
8. The white dog is heavy now. Change: purse.
9. The white purse is heavy now. Change: round.
10. The round purse is heavy now. Change: light.

Intermediate Single-slot Substitution Drill

Listen to the teacher and follow the instructions.

Page **216**

1. She is standing there. Repeat.
2. She is standing there. Change: he.
3. He is standing there. Change: waiting.
4. He is waiting there. Change: sleeping.
5. He is sleeping there. Change: watching.
6. He is watching there. Change: that.
7. He is watching that. Change: reading.
8. He is reading that. Change: listening to.

Sound (Phoneme) Identification Drill

Listen to the teacher, repeat, and tick the correct sound.

	/ʊ/	/u:/
1. <u>y</u> ou		
2. <u>p</u> ull		
3. <u>E</u> urope		
4. <u>f</u> ood		
5. <u>p</u> ush		

	/ʊ/	/u:/
6. d <u>o</u>		
7. g <u>oo</u> d		
8. sh <u>oe</u>		
9. h <u>u</u> ge		
10. b <u>oo</u> k		

Page 217

1. you
2. pull
3. Europe
4. food
5. push
6. do
7. good
8. shoe
9. huge
10. book

Repetition Drill

Listen to the teacher and repeat the sentences.

Page **218**

1. The letter A is the first letter of the alphabet.
2. The letter B is next to letter A.
3. The letter Z is the last letter.

Inflection Drill

Listen to the teacher and follow the instructions.

Page **219**

1. She sends them a message. Add: is.
2. I send her money. Add: am.
3. He is standing there. Change: they.
4. They stand there in the morning. Change: she.
5. The teacher is great! Change: teachers.

Pronunciation Repetition Drill

Listen to the teacher and repeat the words.

Page 220

1. pull
2. book
3. push
4. good
5. Europe

Mixed Drill

Listen to the teacher and follow the instructions.

Page 221

1. Tea is good. Repeat.
2. Tea is good. Add: in China.
3. Tea is good in China. Change: Japan.
4. Tea is good in Japan. Change: food.
5. Food is good in Japan. Change: the Philippines.

Pronunciation Repetition Drill

Listen to the teacher and repeat the words.

Page 222

1.huge

2. do

3. two

4. shoe

5. food

Inflection Drill

Listen to the teacher and follow the instructions.

Page 223

1. This country is large. Change: those.
2. Russia is in Europe. Add: England.
3. I like Russia. Change: she.
4. Vietnam is in Asia. Add: the Philippines.

Writing Exercise

Listen and type the sentences in the chat box.

Page 224

1. I am studying English in the Philippines.
2. I love the sweet food and tea in Japan and China.
3. The letter Z is the last letter.
4. She stands there in the morning.
5. He is holding a new bag.
6. They wear pants.