

O-MO-TE-NA-SHI English For Beginners:

Survival Kit With Super Easy Patterns

簡単！ 超初心者向け
必要・最小限の『おもてなし英語』



A Letter to the Student

Dear Student of English,

Welcome to Omotenashi English for Beginners. The word ‘omotenashi’ can roughly be summed up as “the spirit of selfless hospitality”. It is the Japanese way of treating a guest. It blends a welcoming spirit with warmth, understanding, and above all respect.

This book will help you who need to be able to communicate confidently and effectively with foreign visitors to Japan in a spirit of omotenashi. It aims to show you ‘what you say’ in a variety of situations. But it is not enough merely to know what to say: one must also know how to say it. The book is primarily geared towards improving speaking and listening skills. In doing so, focused treatment of pronunciation features is important.

If you pronounce English words wrongly, foreign visitors to Japan will not understand you.

The course is short – each unit will take 25 minutes, but make sure that you review the lesson at home. ***This book contains some Japanese so that you can easily understand what to do.***

I wish you success! Always remember “Practice makes perfect.”

Enjoy the course!

Yoshito Miyosawa
RSA/ Cambridge/ CELTA

Contents

Unit 1
Giving Directions (1)

Unit 2
Giving Directions (2)

Unit 3
Giving Directions (3)

Unit 4
Giving Directions (4)

Unit 5
At a railway station

Unit 6
Taking a taxi (1)

Unit 7
Taking a taxi (2)

Unit 8
At a restaurant (1)

Unit 9
At a restaurant (2)

Unit 10
At a restaurant (3)

Unit 11
At a restaurant (4)

Unit 12
At a department store (1)

Unit 13
At a department store (2)

Unit 14
Shopping

Unit 15
At the cashier

Unit 16
At a *ryokan*

This textbook uses pictures/photos from the free photo sites below.

Pixabay : <https://pixabay.com/>
Public Domain Pictures : <http://www.publicdomainpictures.net/>
Pexels : <https://www.pexels.com/>
Flicker : <https://www.flickr.com/>

Unsplash : <https://unsplash.com/>
GAIAG | フリー素材集 : <http://01.gatag.net/>
写真AC : <https://www.photo-ac.com/>
イラストAC : <https://www.ac-illust.com/>

シルエットAC : <https://www.silhouette-ac.com/>
Google 画像検索 : <https://www.google.com/imghp?hl=ja>
Wikimedia Commons : https://commons.wikimedia.org/wiki/Main_Page

Unit 1

O-MO-TE-NA-SHI English For Beginners

Giving Directions (1)




1. What is this? What's this?

What = this?
(singular)
is ←

It is a post office. It's a post office.


It = a post office
(singular)
is ←





2. What is this? What's this?

It is a bank. It's a bank.



3. What is this? What's this?

It is a coffee shop. It's a coffee shop.



4. What is this? What's this?

It is a convenience store. It is a convenience store.



5. What is this? What's this?

It is a bookstore. It's a bookstore*.

✓ bookstore* (US)/ bookshop (UK)

What are these? What are these?

What

=

these?
(plural)

are

They are books. They're books.

They

=

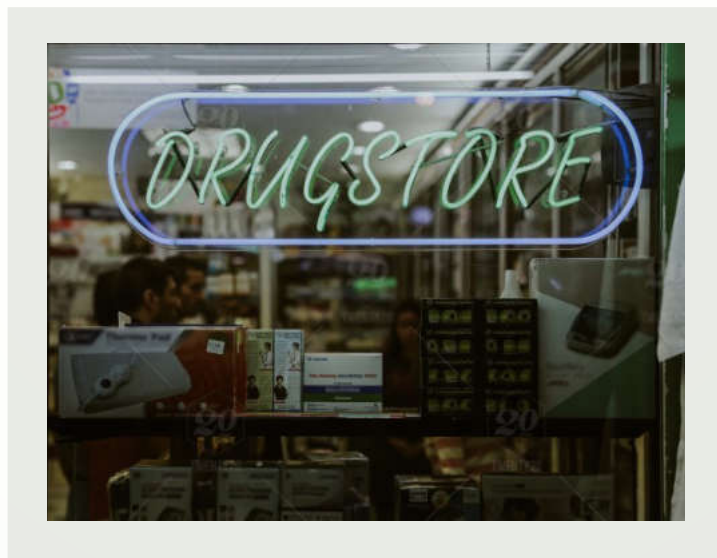
books
(plural)

are





6. Is there a book on the table? Is there a book on the table?
Yes, there is. Yes, there is.
Is there a dog on the table? Is there a dog on the table?
No, there isn't. No, there isn't.



7. What is this? What's this?
It is a drugstore. It's a drugstore*.
✓ drugstore* \approx pharmacy



8. What is this? What's this?

It is a shoe shop. It's a shoe shop.

What are these? What are these?

They are shoes. They're shoes.

Are there shoes in the shoe shop? Are there shoes in the shoe shop?

Yes, there are. Yes, there are.

Are there books in the shoes shop? Are there books in the shoes shop?

No, there aren't. No, there aren't.



57. What is this? What's this?

It is a jewelry store. It's a jewelry store.

CONVERSATION

1. Listen to the conversation without looking at the text.
2. Now repeat after the teacher twice, looking at the text.

Visitor: Excuse me. Is there a post office near here?

(ちょっとすみません) (ありますか) (この近くに)

You: Yes. There is one next to the bank.

(あります) (一つの郵便局が) (の横に)

There is = There's

3. Read the dialogue aloud until you memorize it.

4. Role play

Your teacher plays the role of a visitor and you play the role of 'you' without looking at the text. Change roles.

PRACTICE SENTENCES

Put the following Japanese into English.

(次の和文を英語で言ってください)

1. これらは、何ですか？ (Kore-ra wa, nan-desu-ka?)
2. これは、何ですか？ (Kore-wa, nan-desu-ka?)
3. ちょっとすみません。 (Chotto, sumi-ma-sen.)
4. この近くに郵便局はありますか？ (Kono chikaku-ni yuubin-kyoku wa arimasuka?)
5. はい。銀行の横にあります。 (Hai, ginkou-no yoko-ni arimasu.)

This textbook uses pictures/photos from the free photo sites below.

Pixabay : <https://pixabay.com/>
Public Domain Pictures : <http://www.publicdomainpictures.net/>
Pexels : <https://www.pexels.com/>
Flickr : <https://www.flickr.com/>

Unsplash : <https://unsplash.com/>
GAIAG | フリー素材集 : <http://01.gatag.net/>
写真AC : <https://www.photo-ac.com/>
イラストAC : <https://www.ac-illust.com/>

シルエットAC : <https://www.silhouette-ac.com/>
Google 画像検索 : <https://www.google.com/imghp?hl=ja>
Wikimedia Commons : https://commons.wikimedia.org/wiki/Main_Page

