

The top of the page features a teal background with a white scalloped border. On the left, two balloons (one orange, one red) are tied together. On the right, a small rainbow arches over a white cloud.

MAGIC PHONICS

LEVEL 1



Lesson 9

Q q & R r

Review(1)

M m



N n



O o



P p



Activity 1: Look and Fill in



Review(2)

o · p → op

p · op → pop

h · op → hop

m · op → mop

o · ck → ock

l · ock → lock

m · ock → mock



New Introduction

Q q



Letter Q Sound

Listen to the sound.

at the beginning

question



at the beginning

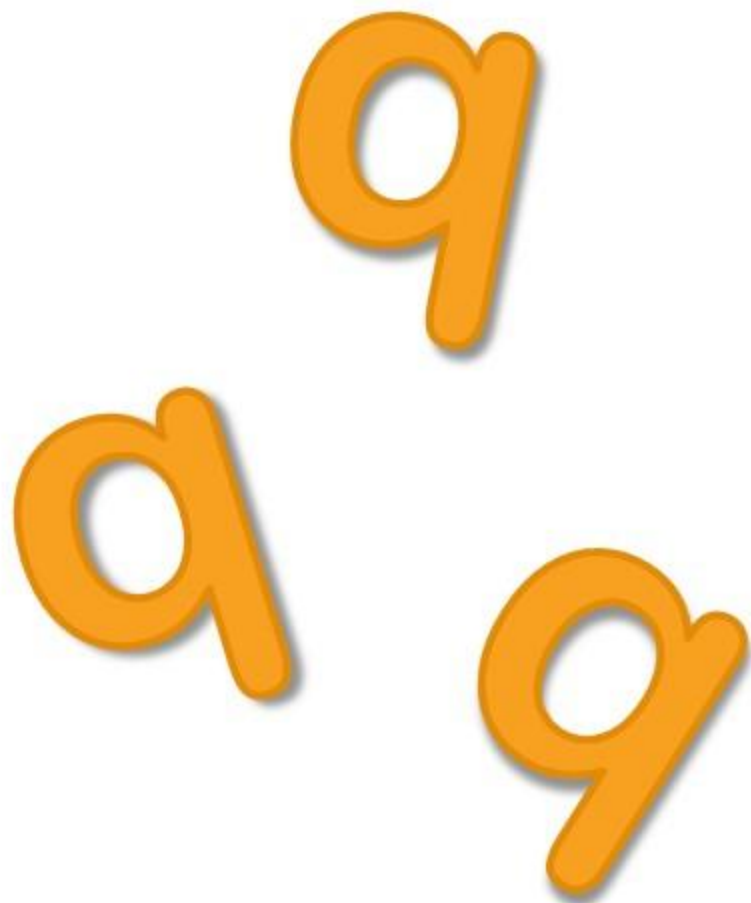
queen



Letter Sound

Let's chant together.

Qq says /kw/,
/kw/, /kw/, /kw/



Activity 2: Listen and Circle



Activity 3: Listen circle and write



begins with the letter _____



begins with the letter _____



begins with the letter _____



begins with the letter _____



A Short Review

Q q

New Introduction


R r




Letter R Sound

at the beginning

robot



Listen to the sound.



at the beginning

rabbit



Letter Sound

Let's chant together.

Rr says /r/


/r/, /r/, /r/

r

r

r

Activity 4: Listen and circle



Blending Time


r·un → run

r·ed → red

red

r·o · bot → robot

r·a · bbit → rabbit



Try to read!



quiet

queen

red rod rub rob rib

quack

quick

rap rat rag ran riff

quality

quest

rain rug rose read

question

quote

rainbow row river

road radio



Today we've learned

Qq Rr

