

DAILY ENGLISH

Book 4

A4 - He looks like his father.



Lead-in

1. Who do you look like: mother or father?
2. Whose personality do you take after: mother or father?

Target Language

▼ *In this lesson, we will learn:*

Grammar Focus

Look like + noun/ pronoun
Look + adjective

Daily Expression

He looks like his father/ Brad Pitt.
He looks strict/ cool...

Picture Description

▼ Please describe each picture.




A



B



C



D

Pronunciation and Matching

▼ Read the example sentences.

1. He looks like his father.

2. He looks like Brad Pitt.

3. He looks strict.


4. He looks cool.

▼ Match the example sentences with the corresponding pictures.

P1



P2



P3



P4



Conversation

▼ *Listen to the conversation.*

Annie: Let me show you our family photo album.

Naoto: Who is that?

Annie: That's my son, Tom.

Naoto: Oh, **he looks like his father.**

Annie: Yes, he looks like a young John.

Naoto: He sure does.

Questions:

- What did Annie show to Naoto?
- Who is Annie's son?
- What is Annie's husband's name?

Grammar Focus

▼ Read the grammar structure.

Look like + noun/pronoun
Look + adjective

He looks + like { his father.
Brad Pitt.

He looks { strict.
cool.

Grammar Check

- ▼ Choose whether the underlined word is an adjective or a noun.

1. music teacher

2. appealing to the young

3. the good shall be rewarded

4. research paper

5. the business meeting

6. care for the old

Grammar Check


- ▼ Make 2 sentences for each picture using the learned grammar structures.



Daily Scene

Let's draw a face. In this activity, you will decide the facial features of a man by choosing from numbers 1-3. Then your teacher will draw it.

Wait for the complete picture and make sentences.



Face Shape

①

②

③

Eyes

①

②

③

Nose

①

②

③

Mouth

①

②

③

Hair

①

②

③