

QQ English

# Starter

Student's Book



# Lesson One

## Introducing Q-rex and Q-ty



### Target Language

- My name = Q-rex → My name is Q-rex
- your name = what? → What is your name?

ID card



Warm-up



1. Watch Q-rex and Q-ty.



My name is Q-rex.

My name is Q-ty.



# Lesson One

## 2. Read and listen.

**Q-rex** : Hello. My name's Q-rex. What's your name?  
**Q-ty** : Hi. My name's Q-ty.

## 3. Listen and repeat.

## 4. Now answer your teacher's questions.

## 5. Watch Q-rex and Q-ty again.

## 6. Read and listen.

**Q-rex** : All right. Your name's Q-ty. What's my name?  
**Q-ty** : Your name's Q-rex.

## 7. Listen and repeat.

## 8. Now answer your teacher's questions.

### Grammar Memo

#### Contractions

name is = name's  
What is = What's



### Grammar Focus

- Possessive adjectives **my, your**; with the verb **be(is)** as the linking verb.  
My name = Q-rex.
- Interrogative pronoun 'What'
- Basic word order

## 9. Listen and practice.

## The alphabet

Aa Bb Cc Dd Ee Ff Gg Hh Ii Jj Kk Ll  
Mm Nn Oo Pp Qq Rr Ss Tt Uu Vv Ww Xx  
Yy Zz

### Check 1



### Word Order

Write the words in the correct order.

1. name/is/your/What/?/
2. is/name/Q-ty/My!./

# Lesson Two

What's his name?



## Target Language

- His name = Superman → His name is Superman.
- his name = What? → What is his name?
- I = Q-rex → I am Q-rex.

Warm-up

→ 1. Watch Q-rex and Q-ty.

A



My name's Superman.

B



My name's Cinderella.

### 2. Read and listen.

- Q-rex : What's his name?  
Q-ty : His name's Superman. What's her name?  
Q-rex : Her name's Cinderella.

### 3. Listen and repeat.

### 4. Now answer your teacher's questions.

### 5. Watch Q-rex and Q-ty again.

### 6. Read and Listen.

- Q-rex : Her name's Q-ty. And I'm Q-rex.  
Q-ty : His name's Q-rex. And I'm Q-ty.

### Grammar Memo

Contraction

I'm = I am

Coordinating Conjunction  
and

# Lesson Two

7. Listen and repeat.
8. Now answer your teacher's questions.



## Grammar Focus

- Possessive adjectives 'his', 'her'
- Subject pronoun 'I' with the verb 'be' (am); "I = Q-rex."
- Contractions

## Numbers (0-10)

Listen and practice.

0	1	2	3	4	5	6	7	8	9	10
zero	one	two	three	four	five	six	seven	eight	nine	ten
(oh)										

9. Match the numbers.

0	three
1	nine
2	six
3	zero (oh)
4	one
5	four
6	ten
7	two
8	five
9	seven
10	eight

## Check 2



## Word Order

Write the words in the correct order.

1. is/ What/ name/ his/ ?/
2. am/ I / Q-rex/ . /
3. name/ her/ is/ What/ ?/

# Lesson Three

## Are you Q-rex?



### Target Language


- You = Q-rex → ? Are you Q-rex? → (I = Q-rex) Yes, I am. (I ≠ Q-rex) No, I'm not.
- He = Superman ? Is he Superman? Yes, he is. No, he isn't. (or No, he's not)
- She = Cinderella ? Is she Cinderella? Yes, she is. No, she isn't. (or No, she's not.)



I am



You are



He is



She is

### Warm-up



1. Watch Q-rex and Q-ty.

2. Read and listen.

- Q-rex : I'm Q-rex. Are you Q-rex?  
Q-ty : No, I'm not. Are you Q-rex?  
Q-rex : Yes, I am. Am I Superman?  
Q-ty : No, you aren't.

3. Listen and repeat.

4. Now answer your teacher's questions.

5. Watch Q-rex and Q-ty again.

# Lesson Three

## Grammar Memo

### Contractions

He is = He's  
She is = She's  
is not = isn't

## 6. Read and listen.

**Q-rex** : He's Superman. Is he Superman?  
**Q-ty** : Yes, he is. She's Cinderella. Is she Superman?  
**Q-rex** : No, she isn't.

## 7. Listen and repeat.

## 8. Now answer your teacher's questions.



## Grammar Focus

- The verb "be", statements, Yes/ No questions and negatives.
- Subject pronouns 'I', 'you', 'he', and 'she'.
- Contractions/ short answers.

## Numbers (11-20)

### Listen and practice.

11 eleven 12 twelve 13 thirteen 14 fourteen 15 fifteen 16 sixteen 17 seventeen 18 eighteen 19 nineteen 20 twenty

## Check 3

## Word Order

Write the words in the correct order.

1. Superman/ she/ Is/ ?/
2. isn't / she/ No, / . /
3. Cinderella / you/ Are/ ?/
4. Q-ty/ I/ Am/ ?/
5. are/ Yes, / you/ . /

## Grammar Reference (Lesson1-3)

① (Statements) am/ are/ is

I	am 'm	Q-rex.
---	----------	--------

(Questions)

Am	I	Q-rex	?
----	---	-------	---

(Negatives)

I'm	not	Q-rex.
-----	-----	--------

You	are 're	Q-ty.
-----	------------	-------

Are	you	Q-ty	?
-----	-----	------	---

You	aren't	Q-ty.
-----	--------	-------

He	is 's	Superman.
----	----------	-----------

Is	he	Superman	?
----	----	----------	---

He	isn't	Superman.
----	-------	-----------


② ((Possessives)

My name's Q-rex. What's your name? His name's Superman. Her name's Cinderella.

# Lesson

# Four

## Is this your pen?



### Target Language

- (This = my pen) This is my pen.  
→ ? Is this my pen? → (this = my pen) Yes, it is. (this ≠ my pen) No, it isn't.
- (That = your pen) That is your pen.  
→ ? Is that your pen? → (that = your pen) Yes, it is. (that ≠ your pen) No, it isn't.

### Classroom objects

- a pen
- a notebook
- a ruler
- a book



### Warm-up

→ 1. Watch Q-rex and Q-ty.

### 2. Read and listen.

**Q-rex** : This is a pen. Is this a pen?

**Q-ty** : Yes, it is.

**Q-rex** : Is that a pen?

**Q-ty** : No, it isn't.

### 3. Listen and repeat.

### 4. Now answer your teacher's questions.

### 5. Watch Q-rex and Q-ty again.

### 6. Read and listen.

**Q-rex** : What's number 1?

**Q-ty** : It's a pen. What's number 2?

**Q-rex** : It's a notebook.

### 7. Listen and repeat.

### 8. Now answer your teacher's questions.

### 9. Watch Q-rex and Q-ty again.

### Grammar Memo

#### Contraction

It is = It's

# Lesson

# Four

## 10. Read and listen.

**Q-rex** : This is my pen. Is this my pen?

**Q-ty** : Yes, it is.

**Q-rex** : Is that my ruler?

**Q-ty** : No, it isn't. This is my ruler.

## 11. Listen and repeat.

## 12. Now answer your teacher's questions.



## Grammar Focus

- The linking verb **'be'**, statements, Yes/ No questions and negatives.
- Subject pronouns **'this'**, **'that'** and **'it'**.
- Contraction (*It's*) and short answers.

## Numbers (21-30)

### Listen and practice.

21      22      23      24      25      26      27      28      29      30

twenty-one twenty-two twenty-three twenty-four twenty-five twenty-six twenty-seven twenty-eight twenty-nine thirty

## 13. Match the numbers

21  
22  
23  
24  
25  
26  
27  
28  
29  
30

twenty-nine  
twenty-six  
twenty-three  
twenty-one  
twenty-four  
thirty  
twenty-two  
twenty-five  
twenty-seven  
twenty-eight



## Check 4



## Word Order

Write the words in the correct order. Each sentence must begin with a capital letter.

1. your/ this/ pen/ is/ ? /
2. that/ is/ book/ not/ my/ . /
3. that/ your/ is/ pencil/ ? /
4. it/ yes/ is/, / . /
5. isn't/ no/ it/, / . /

# Lesson Five

## What's this in English?

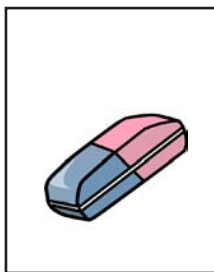



### Target Language

What's this in English?  
What are these?  
What's that?  
What are those?

It's an eraser.  
They're erasers.  
It's an address book.  
They're address books.

- a chair
- a clock
- an eraser
- an address book



### Warm-up

➔ 1. Watch Q-rex and Q-ty..

### 2. Read and listen.

**Q-rex** : What's this in English?  
**Q-ty** : It's a pen.  
**Q-rex** : What's that in English?  
**Q-ty** : It's an address book.

### 3. Listen and repeat.

### 4. Complete these sentences with "a" or "an".

- i. This is ..... book.
- ii. That is .....clock.
- iii. This is ..... electronic dictionary.
- iv. That is .....address book.


### 5. Now answer your teacher's questions.



A



B



C



D

### Grammar Reference

We use **an** before a vowel sound.  
E.g. He's **an** actor.  
This is **an** English dictionary.

We use **a** before a consonant sound.  
E.g. He's **a** doctor.  
This is **a** dictionary.

# Lesson

# Five

6. Watch Q-rex and Q-ty again.

7. Read and listen.

Q-rex : These are pens. What are these?  
Q-ty : They're pens.  
Q-rex : Those are chairs. What are those?  
Q-ty : They're chairs.

## Grammar Memo

### Contraction

They are = They're

8. Listen and repeat.

9. Now answer your teacher's questions.



## Grammar Focus

- The linking verb **'be'**, statements, questions and negatives.
- Subject pronouns **'these'** and **'those'**.
- The indefinite article **'a'** and **'an'**.
- Contraction (They're) .

## Numbers 31-40)

Listen and practice.

31 thirty-one	32 thirty-two	33 thirty-three	34 thirty-four	35 thirty-five
36 thirty-six	37 thirty-seven	38 thirty-eight	39 thirty-nine	40 forty

## Check 5



## Word Order

Write the words in the correct order. Each sentence must begin with a capital letter.

1. English / is/ in/ this/ what/ ? /
2. an / is/ book/ address / it/ . /
3. are / these / pens / . /
4. these / are / what / ? /
5. chairs / are / they / . /